Appendix 2 – Reference Tariff Financial Model

Final decision on WA Gas Networks Pty Ltd proposed revised access arrangement for the Mid-West and South-West Gas Distribution Systems

28 February 2011

Economic Regulation Authority
WESTERN AUSTRALIA

A full copy of this document is available from the Economic Regulation Authority website at www.erawa.com.au. For further information, contact

Economic Regulation Authority
Perth, Western Australia
Phone: (08) 9213 1900

The copying of this document in whole or in part for non-commercial purposes is permitted provided that appropriate acknowledgement is made of the Economic Regulation Authority and the State of Western Australia. Any other copying of this document is not permitted without the express written consent of the Authority.

Disclaimer

This document has been compiled in good faith by the Economic Regulation Authority (the Authority). This document is not a substitute for legal or technical advice. No person or organisation should act on the basis of any matter contained in this document without obtaining appropriate professional advice.

The Authority and its staff members make no representation or warranty, expressed or implied, as to the accuracy, completeness, reasonableness or reliability of the information contained in this document, and accept no liability, jointly or severally, for any loss or expense of any nature whatsoever (including consequential loss) ("Loss") arising directly or indirectly from any making available of this document, or the inclusion in it or omission from it of any material, or anything done or not done in reliance on it, including in all cases, without limitation, Loss due in whole or part to the negligence of the Authority and its employees. This notice has effect subject to the *Trade Practices Act 1974 (Cth)* and the *Fair Trading Act 1987 (WA)*, if applicable, and to the fullest extent permitted by law.

The summaries of the legislation, regulations or licence provisions in this document do not contain all material terms of those laws or obligations. No attempt has been made in the summaries, definitions or other material to exhaustively identify and describe the rights, obligations and liabilities of any person under those laws or licence provisions.

Draft Decision for AGN's Third Access Arrangement

m$ as at 31 December 2009, the last WACC update date = 10/2/2011

Ref	2	3	4	5	6	7	8	9	10
4	**WACC**		**Real**	**Nom**		**PV of Cost of Service [m$ 31/12/2009]**			**%**
5		Pre-tax WACC	7.40%	10.20%			OPEX	227.133	41.4%
6	**Asset Value [m$ 31/12/2009]**		**2009**	**2014**			Efficiency Gain	5.573	1.0%
7		Closing Asset Value	781.859	899.786			AA2 Over Depreciation	-10.315	-1.9%
8							Depreciation	97.074	17.7%
9	**PV of Forecast Revenue [m$ 31/12/2009]**			**%**			Asset Disposal	-	-
10		A1	21.073	3.8%			Return on Asset	228.528	41.7%
11		A2	19.992	3.6%			Cost of Service	**547.993**	**100.0%**
12		B1	32.264	5.9%					
13		B2	32.856	6.0%		**PV of Revenue [m$ 31/12/2009]**			
14		B3	426.972	77.9%			Regulated Revenue	533.157	97.3%
15		**Total Tariff Revenue**	**533.157**	97.3%			Prudent Discount Revenue	12.072	2.2%
16		Discounts	12.072	2.2%			Ancillary Services' Revenue	2.764	0.5%
17		Ancillary Services' Revenue	2.764	0.5%			Total Revenue	**547.993**	**100.0%**
18		**Total Forecast Revenue**	**547.993**	**100.0%**			**Check = PV CoS less PV RR**	**OK**	
19									

Final Decision for AGN's Second Access Arrangement

Ref	3	4	5	6	7	8	9	10	11	12	13	14	15	16	17	18	19	20	21	22	23	24	25	26
3								Year ending 31 December													Year Ending 30 June			
Regulatory Period								1	1	1	1	1	2	2	2	2	2	3	3	3	3	3	3	3
Year ending							1999	2000	2001	2002	2003	2004	2005	2006	2007	2008	2009	2010	2010	2011	2011	2012	2013	2014
Months							1 to 12	1 to 12	1 to 12	1 to 12	1 to 12	1 to 12	1 to 12	1 to 12	1 to 12	1 to 12	1 to 12	1 to 6	7 to 12	1 to 6	7 to 6	7 to 6	7 to 6	7 to 6
Days							365	366	365	365	365	366	365	365	365	366	365	181	184	181	365	366	365	365
Financial Parameters																								
9	Real Pre-tax WACC							Approved 1					Approved 2								FORECAST			
10	WACC							7.53%	7.53%	7.53%	7.53%	7.53%	6.78%	6.78%	6.78%	6.78%	6.78%	3.61%	3.67%	3.61%	7.40%	7.40%	7.40%	7.40%
11	Discounting Factor							1.869	1.738	1.616	1.503	1.398	1.300	1.218	1.140	1.068	1.000	0.965	0.931	0.899	0.899	0.837	0.779	0.725
Modelled Volume & Customer #																								
13	A1																				FORECAST			
14	Customers																	51	53	55	54	56	58	59
15	Demand 1 [GJ km]																	4,590	5,315	5,277	10,592	10,699	11,285	11,832
16	Demand 2 [GJ km]																	1,776	1,805	1,776	3,581	3,571	3,581	3,581
17	Usage 1 [TJ km]																	10,441	13,362	12,490	25,852	28,212	30,060	31,021
18	Usage 2 [TJ km]																	1,049	5,985	4,783	10,768	11,483	12,065	12,296
19	Total Volume [GJ per Annum]																	2,989,027	3,385,706	3,628,853	7,014,558	8,210,915	8,763,108	9,013,372
20	A2																				FORECAST			
21	A2 Customers																	96	97	98	97	100	103	106
22	GJ Band 1																	228,197	237,857	237,677	475,534	489,720	504,030	518,868
23	GJ Band 2																	203,650	219,871	211,521	431,392	443,335	455,792	470,220
24	GJ Band 3																	455,151	534,846	476,835	1,011,681	1,001,746	1,023,852	1,038,599
25	Total Volume [GJ per Annum]																	886,997	992,574	926,033	1,918,607	1,934,800	1,983,675	2,027,688
26	B1																				FORECAST			
27	Customers																	1,222	1,242	1,262	1,252	1,292	1,332	1,372
28	GJ Band 1																	649,714	784,238	701,111	1,485,350	1,540,700	1,594,589	1,649,495
29	GJ Band 2																	94,398	124,537	81,444	205,981	204,789	203,825	202,927
30	Total Volume [GJ per Annum]																	744,112	908,775	782,555	1,691,330	1,745,489	1,798,414	1,852,422
31	B2																				FORECAST			
32	Modelled B2 Customers																	7,678	7,893	8,093	7,993	8,393	8,793	9,193
33	GJ Band 1																	186,445	214,403	205,907	420,311	456,752	501,561	540,734
34	GJ Band 2																	367,127	431,067	383,539	814,606	843,673	887,976	922,065
35	Total Volume [GJ per Annum]																	553,572	645,471	589,446	1,234,917	1,300,425	1,389,536	1,462,798
36	B3																				FORECAST			
37	Modelled B3 Customers																	601,024	609,163	617,543	613,353	631,062	649,972	669,331
38	GJ Band 1																	2,995,543	3,280,888	3,022,888	6,303,776	5,036,390	5,206,058	5,385,714
39	GJ Band 2																	1,251,234	1,951,243	1,262,656	3,213,900	1,657,076	1,721,380	1,787,212
40	GJ Band 3																	342,220	573,862	345,344	919,206	4,136,179	4,226,714	4,313,454
41	Total Volume [GJ per Annum]																	4,588,997	5,805,993	4,630,889	10,436,882	10,829,646	11,154,152	11,486,380
Regulatory Period																		3	3	3	3	3	3	3
Year ending 31 December																		2010	2010	2011	2011	2012	2013	2014
Months																		1 to 6	7 to 12	1 to 6	7 to 6	7 to 6	7 to 6	7 to 6
Tariffs Excluding GST [$ 31/12/2009]		Calculation uses factor from first year of tariff change																						
46	A1																	Actual 3 [$ 31/12/2009]			FORECAST [$ 31/12/2009]			
47	Fixed [$/year]																	43,617.89	43,141.61	42,591.47		39,345.21	39,345.21	39,345.21
48	Demand 1 (<=10km) [$/GJ*km*year],																	180.10	178.13	175.86		165.85	165.85	165.85
49	Demand 2 (>10km) [$/GJ*km*year],																	90.05	89.07	87.93		87.29	87.29	87.29
50	Usage 1 (<=10km) [$/GJ*km]																	0.04393	0.04345	0.04289		0.03518	0.03518	0.03518
51	Usage 2 (>10km) [$/GJ*km]																	0.02196	0.02172	0.02145		0.01758	0.01758	0.01758
52	A2																							
53	Fixed [$/year]																	547.73	541.75	534.84		21,781.57	21,781.57	21,781.57
54	Usage 1 (Q<=5TJ/year) [$/GJ],																	4.82	4.76	4.70		2.10	2.10	2.10
55	Usage 2 (5<Q<=10TJ/year) [$/GJ],																	4.53	4.48	4.42		2.10	2.10	2.10
56	Usage 3 (Q>10TJ/year) [$/GJ],																	1.19	1.18	1.16		1.13	1.13	1.13
57	B1												Factor:	-15.93%										
58	Fixed [$/year]																	547.73	541.75	534.84		1,092.92	1,092.92	1,092.92
59	Usage 1 (Q<=5TJ/year) [$/GJ],																	4.82	4.76	4.70		4.20	4.20	4.20
60	Usage 2 (Q>5TJ/year) [$/GJ],																	4.53	4.48	4.42		3.60	3.60	3.60
61	B2																							
62	Fixed [$/year]																	219.65	217.25	214.48		270.46	270.46	270.46
63	Usage 1 (Q<=100GJ/year) [$/GJ],																	5.57	5.51	5.44		6.99	6.99	6.99
64	Usage 2 (Q>100GJ/year) [$/GJ],																	4.77	4.71	4.65		4.16	4.16	4.16
65	B3																							
66	Fixed [$/year]			New usage bands:														28.16	27.85	27.50		55.21	55.21	55.21
67	Usage 1 (Q<=15GJ/year) [$/GJ]			Usage 1 (Q<=10GJ/year) [$/GJ]														9.36	9.25	9.14		11.74	11.74	11.74
68	Usage 2 (15<Q<=45GJ/year) [$/GJ]			Usage 2 (10<Q<=15GJ/year) [$/GJ]														5.60	5.54	5.47		5.07	5.07	5.07
69	Usage 3 (Q>45GJ/year) [$/GJ]																	3.80	3.76	3.71		5.07	5.07	5.07
Regulatory Period								1	1	1	1	1	2	2	2	2	2	3	3	3	3	3	3	3
Year ending 31 December							1999	2000	2001	2002	2003	2004	2005	2006	2007	2008	2009	2010	2010	2011	2011	2012	2013	2014
Months							1 to 12	1 to 12	1 to 12	1 to 12	1 to 12	1 to 12	1 to 12	1 to 12	1 to 12	1 to 12	1 to 12	1 to 6	7 to 12	1 to 6	7 to 6	7 to 6	7 to 6	7 to 6
Revenue [m$ 31/12/2009]																								
74	PV of Tariff Revenue																				FORECAST			
75	Discounting Factor (1 Half a Year & 4 Years)				PV												1.000	0.965	-	-	0.899	0.837	0.779	0.725
76	A1			%	PV 2																FORECAST [m$ 31/12/2009]			
77	Fixed [$/year]			40%	8.440													1.103	1.153	1.151	2.304	2.203	2.282	2.321
78	Demand 1 (<=10km) [$/GJ*km*year],			32%	6.849													0.827	0.947	0.928	1.875	1.774	1.872	1.962
79	Demand 2 (>10km) [$/GJ*km*year],			6%	1.170													0.160	0.161	0.156	0.317	0.312	0.313	0.313
80	Usage 1 (<=10km) [$/GJ*km]			18%	3.892													0.459	0.581	0.536	1.116	0.993	1.058	1.091
81	Usage 2 (>10km) [$/GJ*km]			3%	0.722													0.023	0.130	0.103	0.233	0.202	0.212	0.216
82	Total			100%	21.073													2.571	2.971	2.873	5.844	5.484	5.736	5.904

83	**A2**												
84	Fixed [$/year]	**26%**	**5.291**			0.026	0.026	0.026	0.052	2.167	2.233	2.298
85	Usage 1 (Q<=5TJ/year) [$/GJ],	**28%**	**5.561**			1.099	1.133	1.118	2.251	1.029	1.059	1.091
86	Usage 2 (5<Q<=10TJ/year) [$/GJ],	**24%**	**4.860**			0.923	0.985	0.936	1.921	0.932	0.958	0.988
87	Usage 3 (Q>10TJ/year) [$/GJ],	**21%**	**4.280**			0.542	0.630	0.555	1.185	1.129	1.153	1.170
88	Total	**100%**	**19.992**			2.590	2.775	2.634	5.409	5.257	5.403	5.547
89	**B1**											
90	Fixed [$/year]	**13%**	**4.329**			0.332	0.339	0.335	0.674	1.412	1.456	1.499
91	Usage 1 (Q<=5TJ/year) [$/GJ],	**77%**	**24.979**			3.129	3.736	3.297	7.033	6.463	6.690	6.920
92	Usage 2 (5<Q<=10TJ/year) [$/GJ],	**9%**	**2.956**			0.428	0.558	0.360	0.918	0.737	0.733	0.730
93	Total	**100%**	**32.264**			3.889	4.633	3.992	8.625	8.612	8.879	9.150
94	**B2**											
95	Fixed [$/year]	**24%**	**7.913**			0.836	0.864	0.861	1.725	2.270	2.378	2.486
96	Usage 1 (Q<=100GJ/year) [$/GJ],	**34%**	**11.223**			1.039	1.182	1.121	2.303	3.195	3.508	3.782
97	Usage 2 (Q>100GJ/year) [$/GJ],	**42%**	**13.720**			1.750	2.032	1.785	3.818	3.511	3.695	3.837
98	Total	**100%**	**32.856**			3.626	4.079	3.767	7.846	8.976	9.582	10.106
99	**B3**											
100	Fixed [$/year]	**25%**	**107.265**			8.392	8.552	8.420	16.973	34.841	35.885	36.953
101	Usage 1 (Q<=15GJ/year) [$/GJ],	**52%**	**222.165**			28.028	30.362	27.618	57.980	59.151	61.144	63.254
102	Usage 2 (15<Q<=45GJ/year) [$/GJ],	**10%**	**43.096**			7.012	10.815	6.909	17.725	8.401	8.727	9.060
103	Usage 3 (Q>45GJ/year) [$/GJ],	**13%**	**54.446**			1.301	2.158	1.282	3.440	20.968	21.427	21.867
104	Total	**100%**	**426.972**			44.733	51.888	44.230	96.118	123.360	127.182	131.134
105	**Calculated Tariff Revenue**		**PV**	Lower Bound Check per Rule 94 (3)(b)	Upper Bound Check per Rule 94 (3)(a)							
106	A1	**3.8%**	**21.073**	Complies	Complies	2.571	2.971	2.873	5.844	5.484	5.736	5.904
107	A2	**3.6%**	**19.992**	Complies	Complies	2.590	2.775	2.634	5.409	5.257	5.403	5.547
108	B1	**5.9%**	**32.264**	Complies	Complies	3.889	4.633	3.992	8.625	8.612	8.879	9.150
109	B2	**6.0%**	**32.856**	Complies	Complies	3.626	4.079	3.767	7.846	8.976	9.582	10.106
110	B3	**77.9%**	**426.972**	Complies	Complies	44.733	51.888	44.230	96.118	123.360	127.182	131.134
111	Total Tariff Revenue	**97.3%**	**533.157**			57.409	66.346	57.496	123.842	151.689	156.782	161.840
112	Revenue from Prudent Discounts	**2.2%**	**12.072**			1.613	1.703	1.570	3.272	3.286	3.250	3.161
113	Ancillary Services' Revenue	**0.5%**	**2.764**			0.368	-	-	0.755	0.739	0.739	0.739
114	Total Revenue	**100.0%**	**547.993**			59.390	68.049	59.066	127.869	155.715	160.771	165.740
115	**UAFG Allocation to tariff Class**											
116	A1					0.521			0.953	0.989	1.038	1.052
117	A2					0.084			0.164	0.168	0.173	0.176
118	B1					0.354			0.740	0.764	0.806	0.839
119	B2					0.273			0.552	0.563	0.589	0.610
120	B3					3.637			7.953	8.158	8.426	8.629
121	Total Tariff Revenue					4.869			10.362	10.643	11.032	11.306
122	**Avoidable OPEX plus UAFG Cost**											
123	A1					0.740			1.442	1.470	1.528	1.532
124	A2					0.232			0.463	0.462	0.475	0.486
125	B1					0.484			1.029	1.057	1.110	1.154
126	B2					0.385			0.802	0.817	0.854	0.887
127	B3					5.729			12.042	12.276	12.742	12.861
128	Total Tariff Revenue					7.570			15.778	16.081	16.709	16.920
129	**Avoidable Return and Depreciation**		**PV**									
130	A1	**6.9%**	**5.644**			0.740			1.451	1.498	1.572	1.583
131	A2	**2.3%**	**1.851**			0.232			0.472	0.490	0.519	0.536
132	B1	**5.0%**	**4.067**			0.485			1.036	1.081	1.148	1.198
133	B2	**5.3%**	**4.344**			0.398			0.939	1.133	1.344	1.545
134	B3	**80.6%**	**66.201**			5.934			14.166	17.225	20.684	23.734
135	Total Tariff Revenue	**100.0%**	**82.108**			7.790			18.064	21.427	25.267	28.597
136	**Stand Alone Costs**		**PV**									
137	A1	**11.9%**	**252.282**			34.605			66.049	66.715	68.392	69.513
138	A2	**17.4%**	**369.025**			50.359			98.282	98.315	99.344	99.868
139	B1	**20.9%**	**442.199**			60.491			118.356	118.029	118.695	118.871
140	B2	**21.4%**	**454.410**			60.950			120.121	121.100	123.108	124.627
141	B3	**28.4%**	**602.266**			75.834			158.328	161.322	165.726	169.156
142	Total Tariff Revenue	**100.0%**	**2,120.182**			282.238			561.136	565.482	575.265	582.035
143	**PV of Volume [TJ]**	**% of Q**	**PV**									
144	A1	28%	**29,423.773**									
145	A2	7%	**7,215.378**									
146	B1	6%	**6,443.361**									
147	B2	5%	**4,875.742**									
148	B3	38%	**39,891.291**									
149	Total Tariff Volume	84%	**87,849.545**									
150	Prudent Discount Volume	16%	**17,012.225**									
151	Total Volume	100%	**104,861.770**									
152	**WAGN Revenue [m$ 31/12/2009]**											
153	Total Tariff Revenue		**638.161**			**57.807**	**68.972**	**79.696**	**148.668**	**180.430**	**192.088**	**204.241**
154	Revenue from Prudent Discounts		**12.072**			**1.613**	**1.703**	**1.570**	**3.272**	**3.286**	**3.250**	**3.161**
155	Ancillary Services' Revenue		**2.764**			**0.368**	**-**	**-**	**0.755**	**0.739**	**0.739**	**0.739**
156	Total Revenue		**652.997**			59.788	70.675	81.265	152.695	184.455	196.078	208.141

Draft Decision for AGN's Third Access Arrangement

Ref	3	4	5	6	7	8	9	10	11	12	13	14	15	16	17	18	19	20	21	22	23	24
3											Year ending 31 December							Year Ending 30 June				
Regulatory Period								1	1	1	1	1	2	2	2	2	2	3	3	3	3	3
Year ending							1999	2000	2001	2002	2003	2004	2005	2006	2007	2008	2009	2010	2011	2012	2013	2014
Months							1 to 12	1 to 12	1 to 12	1 to 12	1 to 12	1 to 12	1 to 12	1 to 12	1 to 12	1 to 12	1 to 12	1 to 6	7 to 6	7 to 6	7 to 6	7 to 6
Days							365	366	365	365	365	366	365	365	365	366	365	181	365	366	365	365
Applicable Financial Parameters																						
9	**ERA's Inflation**							ACTUAL 1					ACTUAL 2							FORECAST		
10	Inflation Factor						1.366	1.291	1.252	1.215	1.187	1.157	1.125	1.090	1.059	1.021	1.000	0.985	0.960	0.936	0.912	0.889
11	**Real Pre-tax WACC**							Approved 1					Approved 2							FORECAST		
12	WACC							7.53%	7.53%	7.53%	7.53%	7.53%	6.78%	6.78%	6.78%	6.78%	6.78%	3.61%	7.40%	7.40%	7.40%	7.40%
13	Discounting Factor							**1.869**	**1.738**	**1.616**	**1.503**	**1.398**	**1.300**	**1.218**	**1.140**	**1.068**	**1.000**	**0.965**	**0.899**	**0.837**	**0.779**	**0.725**
Capital Base																						
15	**Asset Account**																					
16	Opening Value																	781.859	805.332	826.817	854.894	879.243
17	Capex																	30.307	45.208	53.939	52.311	50.551
18	Depreciation																	- 10.948	- 23.723	- 25.861	- 27.963	- 30.007
19	AA2 Asset Adjustment, Redundant Assets & Asset Disposal																	-	-	-	-	-
20	Closing Value																781.859	805.332	826.817	854.894	879.243	899.786
Cost of Service, Allowable Revenue																						
22	**Cost of Service**			**PV**																		
23	OPEX			**227.133**														28.834	60.875	61.589	61.599	62.144
24	Efficiency Gain			**5.573**														1.842	1.438	0.292	1.837	1.142
25	AA2 Over Depreciation			**-10.315**														- 10.687	-	-	-	-
26	Depreciation			**97.074**														10.948	23.723	25.861	27.963	30.007
27	Asset Disposal			**-**														-	-	-	-	-
28	Return on Asset			**228.528**														28.188	59.622	61.213	63.291	65.094
29	Net Cost of Service			**547.993**														59.123	145.657	148.954	154.690	158.387
30	Total Revenue			**547.993**		**X Factor**																
31	Delta			-		- 0.159																
32	**Check = PV CoS less PV Regulated Revenue**			**OK**																		

Draft Decision for AGN's Third Access Arrangement

Ref	3	4	5	6	7	8	9	10	11	12	13	14	15	16	17	18	19	20	21	22	23	24
3							Year ending 31 December											Year Ending 30 June				
Assets Account [m$ 31/12/2009]																						
Regulatory Period								1	1	1	1	1	2	2	2	2	2	3	3	3	3	3
Year ending							1999	2000	2001	2002	2003	2004	2005	2006	2007	2008	2009	2010	2011	2012	2013	2014
Months							1 to 12	1 to 12	1 to 12	1 to 12	1 to 12	1 to 12	1 to 12	1 to 12	1 to 12	1 to 12	1 to 12	1 to 6	7 to 6	7 to 6	7 to 6	7 to 6
Days							365	366	365	365	365	366	365	365	365	366	365	181	365	366	365	365
Capital Base																						
10	**Physical Asset Account**																					
11		Opening Value											762.027	760.894	763.575	766.263	768.231	781.859	805.332	826.817	854.894	879.243
12		Capex											27.528	33.168	34.859	35.508	42.434	30.307	45.208	53.939	52.311	50.551
13		Vines															0.580					
14		West Net																4.113				
15		Depreciation											- 28.661	- 30.486	- 32.171	- 33.540	- 35.291	- 10.948	- 23.723	- 25.861	- 27.963	- 30.007
16		Asset Adjustment, Redundant Assets & Asset Disposal											-	-	-	-	- 4.409	-	-	-	-	-
17		Closing Value										762.027	760.894	763.575	766.263	768.231	781.859	805.332	826.817	854.894	879.243	899.786
Initial Asset																						
19	**ICB Account [m$ 31/12/2009]**																					
20		Opening Value											617.489	597.281	577.072	556.863	536.654	515.380	509.448	497.584	485.720	473.856
21		Depreciation											- 20.209	- 20.209	- 20.209	- 20.209	- 20.209	- 5.932	- 11.864	- 11.864	- 11.864	- 11.864
22		Asset Adjustment, Redundant Assets & Asset Disposal											-	-	-	-	- 4.409	-	-	-	-	-
23		Closing Value										624.452	597.281	577.072	556.863	536.654	515.380	509.448	497.584	485.720	473.856	461.992
24	**Vines Asset Account**																					
25		Opening Value																0.580	0.571	0.552	0.534	0.515
26		Depreciation																- 0.009	- 0.018	- 0.018	- 0.018	- 0.018
27		Redundant Assets & Asset Disposal																-	-	-	-	-
28		Closing Value (Asset Added as at 31/12/2009)															0.580	0.571	0.552	0.534	0.515	0.497
29	**West Net Energy Asset Account**																					
30		Opening Value																	4.113	3.511	2.909	2.306
31		Depreciation																	- 0.602	- 0.602	- 0.602	- 0.602
32		Redundant Assets & Asset Disposal																	-	-	-	-
33		Closing Value (Asset Added as at 30/06/2010)																4.113	3.511	2.909	2.306	1.704
Capex																						
35	**Capex Account**																					
36		Opening Value											144.537	163.613	186.503	209.400	231.576	265.899	291.200	325.169	365.732	402.565
37		Capex											27.528	33.168	34.859	35.508	42.434	30.307	45.208	53.939	52.311	50.551
38		Depreciation											- 8.452	- 10.278	- 11.962	- 13.332	- 15.082	- 5.006	- 11.238	- 13.376	- 15.478	- 17.523
39		Redundant Assets & Asset Disposal											-	-	-	-	-	-	-	-	-	-
40		Closing Value										137.575	163.613	186.503	209.400	231.576	265.899	291.200	325.169	365.732	402.565	435.593
Over Depreciation																						
42	**Correction for Over Depreciation**																					
43		Over Depreciation										- 6.962					- 10.315					
Assets Account [m$ 31/12/2009]																						
Regulatory Period								1	1	1	1	1	2	2	2	2	2	3	3	3	3	3
Year ending							1999	2000	2001	2002	2003	2004	2005	2006	2007	2008	2009	2010	2011	2012	2013	2014
Months							1 to 12	1 to 12	1 to 12	1 to 12	1 to 12	1 to 12	1 to 12	1 to 12	1 to 12	1 to 12	1 to 12	1 to 6	7 to 6	7 to 6	7 to 6	7 to 6
Opening Asset Value																						
49	**Opening Value**																					
50		High Pressure Mains											197.136	195.684	195.252	194.874	196.189	204.740	213.261	215.235	220.015	228.392
51		Medium Pressure Mains											251.387	245.954	240.414	234.774	229.050	224.224	191.634	186.783	181.931	177.080
52		Medium / Low Pressure Mains											118.814	123.358	128.910	138.659	146.820	152.380	185.579	192.250	199.297	206.087
53		Low Pressure Mains											31.981	30.822	29.663	28.504	27.345	25.501	24.922	23.763	22.604	21.444
54		Regulators											11.187	10.787	11.070	11.207	10.873	11.115	11.498	11.172	10.808	10.476
55		Secondary Gate Stations											2.125	2.016	1.907	1.797	1.700	3.200	5.130	5.353	5.141	4.930
56		Buildings											1.883	1.779	1.673	1.610	1.621	0.669	1.354	3.360	9.947	9.677
57		Meter and Services Pipes											124.248	130.952	140.044	145.760	149.068	153.080	158.492	172.245	188.053	202.764
58		Equipment & Vehicles											2.886	2.886	2.886	2.886	2.886	-	3.823	3.887	3.237	2.588
59		Information Technology											6.880	5.921	3.783	0.985	0.234	3.686	6.375	9.506	10.597	12.542
60		FRC											13.816	11.053	8.290	5.527	2.763	0.000	0.000	0.000	0.000	0.000
61		Land											6.645	6.645	6.645	6.645	6.645	3.263	3.263	3.263	3.263	3.263
62		Total											768.989	767.856	770.538	773.226	775.193	781.859	805.332	826.817	854.894	879.243

Capex											
64	**Capex**										
65	High Pressure Mains	0.520	1.547	1.608	3.310	10.367	9.577	4.168	7.008	10.663	10.289
66	Medium Pressure Mains	-	-	-	-	-	-	-	-	-	-
67	Medium / Low Pressure Mains	7.891	8.932	13.164	11.612	8.623	5.426	11.544	12.114	12.058	12.665
68	Low Pressure Mains	-	-	-	-	-	-	-	-	-	-
69	Regulators	0.112	0.798	0.653	0.185	0.726	0.668	0.261	0.229	0.267	0.203
70	Secondary Gate Stations	-	-	-	0.013	1.657	2.006	0.424	-	-	-
71	Buildings	-	-	0.042	0.117	0.150	0.454	2.057	6.691	-	-
72	Meter and Services Pipes	18.589	21.890	19.392	17.669	19.026	9.115	21.524	24.440	24.321	25.140
73	Equipment & Vehicles	-	-	-	-	-	-	0.649	-	-	0.637
74	Information Technology	0.417	0.001	-	2.602	1.883	3.061	4.581	3.456	5.003	1.617
75	FRC	-	-	-	-	-	-	-	-	-	-
76	Land	-	-	-	-	-	-	-	-	-	-
77	Total	27.528	33.168	34.859	35.508	42.434	30.307	45.208	53.939	52.311	50.551
Depreciation											
79	**Depreciation**										
80	High Pressure Mains	- 1.972	- 1.979	- 1.987	- 1.995	- 2.002	- 1.057	- 2.193	- 2.228	- 2.286	- 2.375
81	Medium Pressure Mains	- 5.432	- 5.540	- 5.640	- 5.725	- 5.820	- 2.426	- 4.851	- 4.851	- 4.851	- 4.851
82	Medium / Low Pressure Mains	- 3.346	- 3.380	- 3.416	- 3.450	- 3.490	- 2.391	- 4.873	- 5.066	- 5.268	- 5.469
83	Low Pressure Mains	- 1.159	- 1.159	- 1.159	- 1.159	- 1.159	- 0.580	- 1.159	- 1.159	- 1.159	- 1.159
84	Regulators	- 0.512	- 0.514	- 0.517	- 0.519	- 0.521	- 0.285	- 0.587	- 0.593	- 0.599	- 0.606
85	Secondary Gate Stations	- 0.109	- 0.110	- 0.110	- 0.110	- 0.110	- 0.076	- 0.201	- 0.212	- 0.212	- 0.212
86	Buildings	- 0.105	- 0.105	- 0.106	- 0.106	- 0.106	- 0.017	- 0.052	- 0.103	- 0.270	- 0.270
87	Meter and Services Pipes	- 11.885	- 12.797	- 13.676	- 14.361	- 15.166	- 3.703	- 7.771	- 8.632	- 9.610	- 10.583
88	Equipment & Vehicles	-	- 0.000	-	-	-	-	- 0.585	- 0.650	- 0.650	- 0.650
89	Information Technology	- 1.376	- 2.139	- 2.799	- 3.353	- 4.153	- 0.414	- 1.450	- 2.366	- 3.057	- 3.833
90	FRC	- 2.763	- 2.763	- 2.763	- 2.763	- 2.763	- 0.000	-	-	-	-
91	Land	-	-	-	-	-	-	-	-	-	-
92	Total	- 28.661	- 30.486	- 32.171	- 33.540	- 35.291	- 10.948	- 23.723	- 25.861	- 27.963	- 30.007
Redundant Assets, Asset Disposal & Asset Addition											
94	**Adjustments, Disposal & Additions**										
95	High Pressure Mains	-	-	-	-	-	-	-	-	-	-
96	Medium Pressure Mains	-	-	-	-	-	-	-	-	-	-
97	Medium / Low Pressure Mains	-	-	-	-	-	-	-	-	-	-
98	Low Pressure Mains	-	-	-	-	-	-	-	-	-	-
99	Regulators	-	-	-	-	-	-	-	-	-	-
100	Secondary Gate Stations	-	-	-	-	-	-	-	-	-	-
101	Buildings	-	-	-	-	- 1.028	-	-	-	-	-
102	Meter and Services Pipes	-	-	-	-	-	-	-	-	-	-
103	Equipment & Vehicles	-	-	-	-	-	-	-	-	-	-
104	Information Technology	-	-	-	-	-	-	-	-	-	-
105	FRC	-	-	-	-	-	-	-	-	-	-
106	Land	-	-	-	-	- 3.382	-	-	-	-	-
107	Total	-	-	-	-	- 4.409	-	-	-	-	-
Closing Asset Value											
109	**Initial Asset Closing Value**										
110	High Pressure Mains	194.107	195.684	195.252	194.874	196.189	204.740	213.261	215.235	220.015	228.392	236.306
111	Medium Pressure Mains	218.317	245.954	240.414	234.774	229.050	224.224	191.634	186.783	181.931	177.080	172.228
112	Medium / Low Pressure Mains	114.716	123.358	128.910	138.659	146.820	152.380	185.579	192.250	199.297	206.087	213.284
113	Low Pressure Mains	31.981	30.822	29.663	28.504	27.345	25.501	24.922	23.763	22.604	21.444	20.285
114	Regulators	11.032	10.787	11.070	11.207	10.873	11.115	11.498	11.172	10.808	10.476	10.074
115	Secondary Gate Stations	2.125	2.016	1.907	1.797	1.700	3.200	5.130	5.353	5.141	4.930	4.718
116	Buildings	1.853	1.779	1.673	1.610	1.621	0.669	1.354	3.360	9.947	9.677	9.406
117	Meter and Services Pipes	41.328	130.952	140.044	145.760	149.068	153.080	158.492	172.245	188.053	202.764	217.321
118	Equipment & Vehicles	2.886	2.886	2.886	2.886	2.886	-	3.823	3.887	3.237	2.588	2.575
119	Information Technology	-	5.921	3.783	0.985	0.234	3.686	6.375	9.506	10.597	12.542	10.326
120	FRC	-	11.053	8.290	5.527	2.763	0.000	0.000	0.000	0.000	0.000	0.000
121	Land	6.106	6.645	6.645	6.645	6.645	3.263	3.263	3.263	3.263	3.263	3.263
122	Total	624.452	767.856	770.538	773.226	775.193	781.859	805.332	826.817	854.894	879.243	899.786

Over Depreciation																
124	**Over Depreciation**															
125	High Pressure Mains										- 0.185					
126	Medium Pressure Mains										- 0.995					
127	Medium / Low Pressure Mains										- 0.000					
128	Low Pressure Mains										-					
129	Regulators										- 0.036					
130	Secondary Gate Stations										- 0.002					
131	Buildings										- 0.032					
132	Meter and Services Pipes										-					
133	Equipment & Vehicles										- 3.344					
134	Information Technology										- 5.721					
135	FRC										- 0.000					
136	Land										-					
137	Total										- 10.315					
ICB Account [m$ 31/12/2009]																
Regulatory Period			1	1	1	1	1	2	2	2	2	2	3	3	3	3	3
Year ending		1999	2000	2001	2002	2003	2004	2005	2006	2007	2008	2009	2010	2011	2012	2013	2014
Months		1 to 12	1 to 12	1 to 12	1 to 12	1 to 12	1 to 12	1 to 12	1 to 12	1 to 12	1 to 12	1 to 12	1 to 6	7 to 6	7 to 6	7 to 6	7 to 6
Remaining Asset Life																	
143	**Asset Life**																
144	High Pressure Mains	106.00	105.00	104.00	103.00	102.00	101.00	100.00	99.00	98.00	97.00	96.00	95.00	94.50	93.50	92.50	91.50
145	Medium Pressure Mains	51.00	50.00	49.00	48.00	47.00	46.00	45.00	44.00	43.00	42.00	41.00	40.00	39.50	38.50	37.50	36.50
146	Medium / Low Pressure Mains	41.00	40.00	39.00	38.00	37.00	36.00	35.00	34.00	33.00	32.00	31.00	30.00	29.50	28.50	27.50	26.50
147	Low Pressure Mains	33.00	32.00	31.00	30.00	29.00	28.00	27.00	26.00	25.00	24.00	23.00	22.00	21.50	20.50	19.50	18.50
148	Regulators	28.00	27.00	26.00	25.00	24.00	23.00	22.00	21.00	20.00	19.00	18.00	17.00	16.50	15.50	14.50	13.50
149	Secondary Gate Stations	25.00	24.00	23.00	22.00	21.00	20.00	19.00	18.00	17.00	16.00	15.00	14.00	13.50	12.50	11.50	10.50
150	Buildings	24.00	23.00	22.00	21.00	20.00	19.00	18.00	17.00	16.00	15.00	14.00	13.00	12.50	11.50	10.50	9.50
151	Meter and Services Pipes	11.00	10.00	9.00	8.00	7.00	6.00	5.00	4.00	3.00	2.00	1.00	-	-	-	-	-
152	Equipment & Vehicles	6.00	5.00	4.00	3.00	2.00	1.00	-	-	-	-	-	-	-	-	-	-
153	Information Technology	6.00	5.00	4.00	3.00	2.00	1.00	-	-	-	-	-	-	-	-	-	-
154	FRC	6.00	5.00	4.00	3.00	2.00	1.00	-	-	-	-	-	-	-	-	-	-
155	Land	-	-	-	-	-	-	-	-	-	-	-	-	-	-	-	-
156																	
Opening Asset Value																	
158	**Opening Value**																
159	High Pressure Mains						194.107	192.166	190.225	188.284	186.343	184.402	183.431	181.490	179.549	177.608
160	Medium Pressure Mains						218.317	213.466	208.614	203.763	198.911	194.060	191.634	186.783	181.931	177.080
161	Medium / Low Pressure Mains						114.716	111.438	108.161	104.883	101.605	98.328	96.689	93.411	90.134	86.856
162	Low Pressure Mains						31.297	30.138	28.979	27.820	26.661	25.501	24.922	23.763	22.604	21.444
163	Regulators						11.032	10.531	10.029	9.528	9.026	8.525	8.274	7.773	7.271	6.770
164	Secondary Gate Stations						2.077	1.967	1.858	1.749	1.640	1.530	1.476	1.366	1.257	1.148
165	Buildings						1.853	1.750	1.647	1.544	1.441	0.310	0.299	0.275	0.251	0.227
166	Meter and Services Pipes						41.328	33.063	24.797	16.531	8.266	-	-	-	-	-
167	Equipment & Vehicles						- 3.344	- 3.344	- 3.344	- 3.344	- 3.344	-	-	-	-	-
168	Information Technology						-	-	-	-	-	-	-	-	-	-
169	FRC						-	-	-	-	-	-	-	-	-	-
170	Land						6.106	6.106	6.106	6.106	6.106	2.724	2.724	2.724	2.724	2.724
171	Total						617.489	597.281	577.072	556.863	536.654	515.380	509.448	497.584	485.720	473.856
Depreciation																
173	**Depreciation**															
174	High Pressure Mains						- 1.941	- 1.941	- 1.941	- 1.941	- 1.941	- 0.971	- 1.941	- 1.941	- 1.941	- 1.941
175	Medium Pressure Mains						- 4.851	- 4.851	- 4.851	- 4.851	- 4.851	- 2.426	- 4.851	- 4.851	- 4.851	- 4.851
176	Medium / Low Pressure Mains						- 3.278	- 3.278	- 3.278	- 3.278	- 3.278	- 1.639	- 3.278	- 3.278	- 3.278	- 3.278
177	Low Pressure Mains						- 1.159	- 1.159	- 1.159	- 1.159	- 1.159	- 0.580	- 1.159	- 1.159	- 1.159	- 1.159
178	Regulators						- 0.501	- 0.501	- 0.501	- 0.501	- 0.501	- 0.251	- 0.501	- 0.501	- 0.501	- 0.501
179	Secondary Gate Stations						- 0.109	- 0.109	- 0.109	- 0.109	- 0.109	- 0.055	- 0.109	- 0.109	- 0.109	- 0.109
180	Buildings						- 0.103	- 0.103	- 0.103	- 0.103	- 0.103	- 0.012	- 0.024	- 0.024	- 0.024	- 0.024
181	Meter and Services Pipes						- 8.266	- 8.266	- 8.266	- 8.266	- 8.266	-	-	-	-	-
182	Equipment & Vehicles						-	-	-	-	-	-	-	-	-	-
183	Information Technology						-	-	-	-	-	-	-	-	-	-
184	FRC						-	-	-	-	-	-	-	-	-	-
185	Land						-	-	-	-	-	-	-	-	-	-
186	Total						- 20.209	- 20.209	- 20.209	- 20.209	- 20.209	- 5.932	- 11.864	- 11.864	- 11.864	- 11.864

Redundant Assets & Asset Disposal																
188	**Redundant Assets & Asset Disposal**															
189	High Pressure Mains		-	-	-	-	-	-	-	-	-	-				
190	Medium Pressure Mains		-	-	-	-	-	-	-	-	-	-				
191	Medium / Low Pressure Mains		-	-	-	-	-	-	-	-	-	-				
192	Low Pressure Mains		-	-	-	-	-	-	-	-	-	-				
193	Regulators		-	-	-	-	-	-	-	-	-	-				
194	Secondary Gate Stations		-	-	-	-	-	-	-	-	-	-				
195	Buildings		-	-	-	-	-1.028	-	-	-	-	-				
196	Meter and Services Pipes		-	-	-	-	-	-	-	-	-	-				
197	Equipment & Vehicles		-	-	-	-	-	-	-	-	-	-				
198	Information Technology		-	-	-	-	-	-	-	-	-	-				
199	FRC		-	-	-	-	-	-	-	-	-	-				
200	Land		-	-	-	-	-3.382	-	-	-	-	-				
201	Total		-	-	-	-	- 4.409	-	-	-	-	-				
Closing Asset Value																
203	**Closing Value**															
204	High Pressure Mains	194.107	192.166	190.225	188.284	186.343	184.402	183.431	181.490	179.549	177.608	175.667				
205	Medium Pressure Mains	218.317	213.466	208.614	203.763	198.911	194.060	191.634	186.783	181.931	177.080	172.228				
206	Medium / Low Pressure Mains	114.716	111.438	108.161	104.883	101.605	98.328	96.689	93.411	90.134	86.856	83.579				
207	Low Pressure Mains	31.981	30.138	28.979	27.820	26.661	25.501	24.922	23.763	22.604	21.444	20.285				
208	Regulators	11.032	10.531	10.029	9.528	9.026	8.525	8.274	7.773	7.271	6.770	6.268				
209	Secondary Gate Stations	2.125	1.967	1.858	1.749	1.640	1.530	1.476	1.366	1.257	1.148	1.038				
210	Buildings	1.853	1.750	1.647	1.544	1.441	0.310	0.299	0.275	0.251	0.227	0.203				
211	Meter and Services Pipes	41.328	33.063	24.797	16.531	8.266	-	-	-	-	-	-				
212	Equipment & Vehicles	2.886	- 3.344	- 3.344	- 3.344	- 3.344	-	-	-	-	-	-				
213	Information Technology	-	-	-	-	-	-	-	-	-	-	-				
214	FRC	-	-	-	-	-	-	-	-	-	-	-				
215	Land	6.106	6.106	6.106	6.106	6.106	2.724	2.724	2.724	2.724	2.724	2.724				
216	Total	624.452	597.281	577.072	556.863	536.654	515.380	509.448	497.584	485.720	473.856	461.992				
Over Depreciation																
218	**Over Depreciation**															
219	High Pressure Mains						-									
220	Medium Pressure Mains						-									
221	Medium / Low Pressure Mains						-									
222	Low Pressure Mains						-									
223	Regulators						-									
224	Secondary Gate Stations						-									
225	Buildings						-									
226	Meter and Services Pipes						-									
227	Equipment & Vehicles						- 3.344									
228	Information Technology						-									
229	FRC						-									
230	Land						-									
231	Total						- 3.344									
232	**Correction for Over Depreciation in AA2**															
233	AA2 Over Depreciation						- 3.344									
Vines Account [m$ 31/12/2009]																
Regulatory Period			**1**	**1**	**1**	**1**	**1**	**2**	**2**	**2**	**2**	**2**	**3**	**3**	**3**	**3**	**3**
Year ending		**1999**	**2000**	**2001**	**2002**	**2003**	**2004**	**2005**	**2006**	**2007**	**2008**	**2009**	**2010**	**2011**	**2012**	**2013**	**2014**
Months		**1 to 12**	**1 to 12**	**1 to 12**	**1 to 12**	**1 to 12**	**1 to 12**	**1 to 12**	**1 to 12**	**1 to 12**	**1 to 12**	**1 to 12**	**1 to 6**	**7 to 6**	**7 to 6**	**7 to 6**	**7 to 6**
Remaining Asset Life																	
239	**Asset Life**																
240	High Pressure Mains												-	-	-	-	-
241	Medium Pressure Mains												-	-	-	-	-
242	Medium / Low Pressure Mains												50.340	49.840	48.840	47.840	46.840
243	Low Pressure Mains												-	-	-	-	-
244	Regulators												-	-	-	-	-
245	Secondary Gate Stations												-	-	-	-	-
246	Buildings												-	-	-	-	-
247	Meter and Services Pipes												15.340	14.840	13.840	12.840	11.840
248	Equipment & Vehicles												-	-	-	-	-
249	Information Technology												-	-	-	-	-
250	FRC												-	-	-	-	-
251	Land												-	-	-	-	-
252																	

Opening Asset Value							
254	**Opening Value**						
255	High Pressure Mains	-	-	-	-	-	-
256	Medium Pressure Mains	-	-	-	-	-	-
257	Medium / Low Pressure Mains	0.427	0.423	0.414	0.406	0.397	
258	Low Pressure Mains	-	-	-	-	-	-
259	Regulators	-	-	-	-	-	-
260	Secondary Gate Stations	-	-	-	-	-	-
261	Buildings	-	-	-	-	-	-
262	Meter and Services Pipes	0.153	0.148	0.138	0.128	0.118	
263	Equipment & Vehicles	-	-	-	-	-	-
264	Information Technology	-	-	-	-	-	-
265	FRC	-	-	-	-	-	-
266	Land	-	-	-	-	-	-
267	Total	0.580	0.571	0.552	0.534	0.515	
Depreciation							
269	**Depreciation**						
270	High Pressure Mains	-	-	-	-	-	-
271	Medium Pressure Mains	-	-	-	-	-	-
272	Medium / Low Pressure Mains	- 0.004	- 0.008	- 0.008	- 0.008	- 0.008	
273	Low Pressure Mains	-	-	-	-	-	-
274	Regulators	-	-	-	-	-	-
275	Secondary Gate Stations	-	-	-	-	-	-
276	Buildings	-	-	-	-	-	-
277	Meter and Services Pipes	- 0.005	- 0.010	- 0.010	- 0.010	- 0.010	
278	Equipment & Vehicles	-	-	-	-	-	-
279	Information Technology	-	-	-	-	-	-
280	FRC	-	-	-	-	-	-
281	Land	-	-	-	-	-	-
282	Total	- 0.009	- 0.018	- 0.018	- 0.018	- 0.018	
Redundant Assets & Asset Disposal							
284	**Redundant Assets & Asset Disposal**						
285	High Pressure Mains	-	-	-	-	-	-
286	Medium Pressure Mains	-	-	-	-	-	-
287	Medium / Low Pressure Mains	-	-	-	-	-	-
288	Low Pressure Mains	-	-	-	-	-	-
289	Regulators	-	-	-	-	-	-
290	Secondary Gate Stations	-	-	-	-	-	-
291	Buildings	-	-	-	-	-	-
292	Meter and Services Pipes	-	-	-	-	-	-
293	Equipment & Vehicles	-	-	-	-	-	-
294	Information Technology	-	-	-	-	-	-
295	FRC	-	-	-	-	-	-
296	Land	-	-	-	-	-	-
297	Total	-	-	-	-	-	-
Closing Asset Value							
299	**Closing Value**						
300	High Pressure Mains	-	-	-	-	-	-
301	Medium Pressure Mains	-	-	-	-	-	-
302	Medium / Low Pressure Mains	0.427	0.423	0.414	0.406	0.397	0.389
303	Low Pressure Mains	-	-	-	-	-	-
304	Regulators	-	-	-	-	-	-
305	Secondary Gate Stations	-	-	-	-	-	-
306	Buildings	-	-	-	-	-	-
307	Meter and Services Pipes	0.153	0.148	0.138	0.128	0.118	0.108
308	Equipment & Vehicles	-	-	-	-	-	-
309	Information Technology	-	-	-	-	-	-
310	FRC	-	-	-	-	-	-
311	Land	-	-	-	-	-	-
312	Total (Asset Added as at 31/12/2009)	0.580	0.571	0.552	0.534	0.515	0.497

West Net [m$ 31/12/2009]																
Regulatory Period		1	1	1	1	1	2	2	2	2	2	3	3	3	3	3
Year ending	1999	2000	2001	2002	2003	2004	2005	2006	2007	2008	2009	2010	2011	2012	2013	2014
Months	1 to 12	1 to 12	1 to 12	1 to 12	1 to 12	1 to 12	1 to 12	1 to 12	1 to 12	1 to 12	1 to 12	1 to 6	7 to 6	7 to 6	7 to 6	7 to 6
Remaining Asset Life																
318 **Asset Life**																
319 High Pressure Mains													-	-	-	-
320 Medium Pressure Mains													-	-	-	-
321 Medium / Low Pressure Mains													-	-	-	-
322 Low Pressure Mains													-	-	-	-
323 Regulators													-	-	-	-
324 Secondary Gate Stations													-	-	-	-
325 Buildings													35.099	34.099	33.099	32.099
326 Meter and Services Pipes													-	-	-	-
327 Equipment & Vehicles													6.537	5.537	4.537	3.537
328 Information Technology													4.022	3.022	2.022	1.022
329 FRC													-	-	-	-
330 Land													-	-	-	-
331																
Opening Asset Value																
333 **Opening Value**																
334 High Pressure Mains													-	-	-	-
335 Medium Pressure Mains													-	-	-	-
336 Medium / Low Pressure Mains													-	-	-	-
337 Low Pressure Mains													-	-	-	-
338 Regulators													-	-	-	-
339 Secondary Gate Stations													-	-	-	-
340 Buildings													0.249	0.241	0.234	0.227
341 Meter and Services Pipes													-	-	-	-
342 Equipment & Vehicles													3.823	3.238	2.653	2.068
343 Information Technology													0.042	0.031	0.021	0.011
344 FRC													-	-	-	-
345 Land													-	-	-	-
346 Total													4.113	3.511	2.909	2.306
Depreciation																
348 **Depreciation**																
349 High Pressure Mains													-	-	-	-
350 Medium Pressure Mains													-	-	-	-
351 Medium / Low Pressure Mains													-	-	-	-
352 Low Pressure Mains													-	-	-	-
353 Regulators													-	-	-	-
354 Secondary Gate Stations													-	-	-	-
355 Buildings													- 0.007	- 0.007	- 0.007	- 0.007
356 Meter and Services Pipes													-	-	-	-
357 Equipment & Vehicles													- 0.585	- 0.585	- 0.585	- 0.585
358 Information Technology													- 0.010	- 0.010	- 0.010	- 0.010
359 FRC													-	-	-	-
360 Land													-	-	-	-
361 Total													- 0.602	- 0.602	- 0.602	- 0.602
Redundant Assets & Asset Disposal																
363 **Redundant Assets & Asset Disposal**																
364 High Pressure Mains													-	-	-	-
365 Medium Pressure Mains													-	-	-	-
366 Medium / Low Pressure Mains													-	-	-	-
367 Low Pressure Mains													-	-	-	-
368 Regulators													-	-	-	-
369 Secondary Gate Stations													-	-	-	-
370 Buildings													-	-	-	-
371 Meter and Services Pipes													-	-	-	-
372 Equipment & Vehicles													-	-	-	-
373 Information Technology													-	-	-	-
374 FRC													-	-	-	-
375 Land													-	-	-	-
376 Total													-	-	-	-

Closing Asset Value																
378	**Closing Value**															
379	High Pressure Mains											-	-	-	-	-
380	Medium Pressure Mains											-	-	-	-	-
381	Medium / Low Pressure Mains											-	-	-	-	-
382	Low Pressure Mains											-	-	-	-	-
383	Regulators											-	-	-	-	-
384	Secondary Gate Stations											-	-	-	-	-
385	Buildings											0.249	0.241	0.234	0.227	0.220
386	Meter and Services Pipes											-	-	-	-	-
387	Equipment & Vehicles											3.823	3.238	2.653	2.068	1.483
388	Information Technology											0.042	0.031	0.021	0.011	0.000
389	FRC											-	-	-	-	-
390	Land											-	-	-	-	-
391	Total (Asset Added as at 30/06/2010)											4.113	3.511	2.909	2.306	1.704
Capex Account [m$ 31/12/2009]																
Regulatory Period			1	1	1	1	1	2	2	2	2	2	3	3	3	3	3
Year ending		1999	2000	2001	2002	2003	2004	2005	2006	2007	2008	2009	2010	2011	2012	2013	2014
Months		1 to 12	1 to 12	1 to 12	1 to 12	1 to 12	1 to 12	1 to 12	1 to 12	1 to 12	1 to 12	1 to 12	1 to 6	7 to 6	7 to 6	7 to 6	7 to 6
Opening Asset Value																	
397	**Opening Value**																
398	High Pressure Mains		-	1.500	3.556	3.408	3.231	3.029	3.518	5.028	6.590	9.847	20.339	29.829	33.745	40.467	50.784
399	Medium Pressure Mains		-	6.285	10.495	15.277	22.972	33.069	32.488	31.800	31.012	30.139	-	-	-	-	-
400	Medium / Low Pressure Mains		-	2.495	3.968	4.063	4.060	4.098	11.920	20.749	33.776	45.215	83.790	88.467	98.424	108.758	118.834
401	Low Pressure Mains		-	- 0.028	- 0.110	- 0.245	- 0.436	-	-	-	-	-	-	-	-	-	-
402	Regulators		-	0.173	0.321	0.281	0.217	0.155	0.256	1.041	1.679	1.847	2.590	3.224	3.400	3.537	3.707
403	Secondary Gate Stations		-	0.018	0.013	- 0.008	- 0.028	-	-	- 0.000	- 0.001	0.011	1.670	3.655	3.987	3.884	3.782
404	Buildings		-	- 0.002	0.067	0.058	0.046	0.030	0.028	0.026	0.065	0.179	0.358	0.807	2.844	9.462	9.222
405	Meter and Services Pipes		-	15.059	26.419	47.198	66.377	82.920	97.889	115.247	129.229	140.802	152.928	158.344	172.107	187.925	202.646
406	Equipment & Vehicles		-	0.619	- 0.525	- 2.237	- 4.035	-	-	- 0.000	- 0.000	- 0.000	-	-	0.649	0.584	0.519
407	Information Technology		-	4.123	4.898	5.335	5.738	6.880	5.921	3.783	0.985	0.234	3.686	6.333	9.475	10.576	12.531
408	FRC		-	0.000	0.005	2.083	5.714	13.816	11.053	8.290	5.527	2.763	0.000	0.000	0.000	0.000	0.000
409	Land		-	0.310	0.539	0.539	0.539	0.539	0.539	0.539	0.539	0.539	0.539	0.539	0.539	0.539	0.539
410	Total		-	30.552	49.646	75.754	104.394	144.537	163.613	186.503	209.400	231.576	265.899	291.200	325.169	365.732	402.565
Capex																	
412	**Capex**																
413	High Pressure Mains		1.578	2.169	-	-	-	0.520	1.547	1.608	3.310	10.367	9.577	4.168	7.008	10.663	10.289
414	Medium Pressure Mains		6.506	4.519	5.164	8.119	10.552	-	-	-	-	-	-	-	-	-	-
415	Medium / Low Pressure Mains		2.496	1.476	0.098	-	0.041	7.891	8.932	13.164	11.612	8.623	5.426	11.544	12.114	12.058	12.665
416	Low Pressure Mains		-	-	-	-	-	-	-	-	-	-	-	-	-	-	-
417	Regulators		0.211	0.194	0.017	-	0.007	0.112	0.798	0.653	0.185	0.726	0.668	0.261	0.229	0.267	0.203
418	Secondary Gate Stations		0.028	0.015	-	-	-	-	-	-	0.013	1.657	2.006	0.424	-	-	-
419	Buildings		-	0.074	-	-	-	-	-	0.042	0.117	0.150	0.454	2.057	6.691	-	-
420	Meter and Services Pipes		15.749	12.481	22.308	21.104	18.847	18.589	21.890	19.392	17.669	19.026	9.115	21.524	24.440	24.321	25.140
421	Equipment & Vehicles		1.421	0.305	0.006	0.209	0.090	-	-	-	-	-	-	0.649	-	-	0.637
422	Information Technology		4.123	0.775	0.437	0.403	1.142	0.417	0.001	-	2.602	1.883	3.061	4.581	3.456	5.003	1.617
423	FRC		0.000	0.005	2.078	3.630	8.103	-	-	-	-	-	-	-	-	-	-
424	Land		0.310	0.230	-	-	-	-	-	-	-	-	-	-	-	-	-
425	Total		32.423	22.243	30.109	33.465	38.782	27.528	33.168	34.859	35.508	42.434	30.307	45.208	53.939	52.311	50.551
Depreciation																	
427	**Depreciation**																
428	High Pressure Mains		- 0.077	- 0.114	- 0.148	- 0.177	- 0.201	- 0.031	- 0.038	- 0.046	- 0.054	- 0.061	- 0.086	- 0.252	- 0.287	- 0.345	- 0.434
429	Medium Pressure Mains		- 0.221	- 0.310	- 0.382	- 0.425	- 0.454	- 0.581	- 0.688	- 0.789	- 0.873	- 0.969	-	-	-	-	-
430	Medium / Low Pressure Mains		- 0.001	- 0.003	- 0.003	- 0.003	- 0.003	- 0.069	- 0.102	- 0.138	- 0.173	- 0.213	- 0.748	- 1.587	- 1.780	- 1.982	- 2.183
431	Low Pressure Mains		- 0.028	- 0.081	- 0.136	- 0.191	- 0.248	-	-	-	-	-	-	-	-	-	-
432	Regulators		- 0.038	- 0.047	- 0.056	- 0.065	- 0.069	- 0.011	- 0.013	- 0.015	- 0.017	- 0.020	- 0.034	- 0.085	- 0.092	- 0.097	- 0.104
433	Secondary Gate Stations		- 0.010	- 0.020	- 0.020	- 0.020	- 0.020	-	- 0.000	- 0.000	- 0.001	- 0.001	- 0.021	- 0.092	- 0.102	- 0.102	- 0.102
434	Buildings		- 0.002	- 0.005	- 0.009	- 0.012	- 0.016	- 0.002	- 0.002	- 0.003	- 0.003	- 0.003	- 0.005	- 0.021	- 0.072	- 0.239	- 0.239
435	Meter and Services Pipes		- 0.690	- 1.121	- 1.529	- 1.925	- 2.305	- 3.620	- 4.532	- 5.410	- 6.096	- 6.900	- 3.698	- 7.762	- 8.622	- 9.600	- 10.573
436	Equipment & Vehicles		- 0.802	- 1.449	- 1.718	- 2.007	- 2.285	-	- 0.000	-	-	-	-	-	- 0.065	- 0.065	- 0.065
437	Information Technology		-	-	-	-	-	- 1.376	- 2.139	- 2.799	- 3.353	- 4.153	- 0.414	- 1.439	- 2.356	- 3.047	- 3.822
438	FRC		-	-	-	-	-	- 2.763	- 2.763	- 2.763	- 2.763	- 2.763	- 0.000	-	-	-	-
439	Land		-	-	-	-	-	-	-	-	-	-	-	-	-	-	-
440	Total		- 1.871	- 3.149	- 4.001	- 4.825	- 5.602	- 8.452	- 10.278	- 11.962	- 13.332	- 15.082	- 5.006	- 11.238	- 13.376	- 15.478	- 17.523

Redundant Assets, Asset Disposal & Addition To Capital Base																
442	**Redundant Assets, Asset Disposal & Addition To Capital Base**															
443	High Pressure Mains	-	-	-	-	-	-	-	-	-	-	-	-	-	-	-
444	Medium Pressure Mains	-	-	-	-	-	-	-	-	-	-	-	-	-	-	-
445	Medium / Low Pressure Mains	-	-	-	-	-	-	-	-	-	-	-	-	-	-	-
446	Low Pressure Mains	-	-	-	-	-	-	-	-	-	-	-	-	-	-	-
447	Regulators	-	-	-	-	-	-	-	-	-	-	-	-	-	-	-
448	Secondary Gate Stations	-	-	-	-	-	-	-	-	-	-	-	-	-	-	-
449	Buildings	-	-	-	-	-	-	-	-	-	-	-	-	-	-	-
450	Meter and Services Pipes	-	-	-	-	-	-	-	-	-	-	-	-	-	-	-
451	Equipment & Vehicles	-	-	-	-	-	-	-	-	-	-	-	-	-	-	-
452	Information Technology	-	-	-	-	-	-	-	-	-	-	-	-	-	-	-
453	FRC	-	-	-	-	-	-	-	-	-	-	-	-	-	-	-
454	Land	-	-	-	-	-	-	-	-	-	-	-	-	-	-	-
455	Total	-	-	-	-	-	-	-	-	-	-	-	-	-	-	-
Closing Asset Value																
457	**Closing Value**															
458	High Pressure Mains	1.500	3.556	3.408	3.231	3.029	3.518	5.028	6.590	9.847	20.339	29.829	33.745	40.467	50.784	60.639
459	Medium Pressure Mains	6.285	10.495	15.277	22.972	33.069	32.488	31.800	31.012	30.139	30.164	-	-	-	-	-
460	Medium / Low Pressure Mains	2.495	3.968	4.063	4.060	4.098	11.920	20.749	33.776	45.215	53.625	88.467	98.424	108.758	118.834	129.316
461	Low Pressure Mains	- 0.028	- 0.110	- 0.245	- 0.436	- 0.684	-	-	-	-	-	-	-	-	-	-
462	Regulators	0.173	0.321	0.281	0.217	0.155	0.256	1.041	1.679	1.847	2.590	3.224	3.400	3.537	3.707	3.805
463	Secondary Gate Stations	0.018	0.013	- 0.008	- 0.028	- 0.049	-	- 0.000	- 0.001	0.011	1.670	3.655	3.987	3.884	3.782	3.679
464	Buildings	- 0.002	0.067	0.058	0.046	0.030	0.028	0.026	0.065	0.179	0.358	0.807	2.844	9.462	9.222	8.983
465	Meter and Services Pipes	15.059	26.419	47.198	66.377	82.920	97.889	115.247	129.229	140.802	152.928	158.344	172.107	187.925	202.646	217.213
466	Equipment & Vehicles	0.619	- 0.525	- 2.237	- 4.035	- 6.230	-	- 0.000	- 0.000	- 0.000	-	-	0.649	0.584	0.519	1.091
467	Information Technology	4.123	4.898	5.335	5.738	6.880	5.921	3.783	0.985	0.234	3.686	6.333	9.475	10.576	12.531	10.326
468	FRC	0.000	0.005	2.083	5.714	13.816	11.053	8.290	5.527	2.763	0.000	0.000	0.000	0.000	0.000	0.000
469	Land	0.310	0.539	0.539	0.539	0.539	0.539	0.539	0.539	0.539	0.539	0.539	0.539	0.539	0.539	0.539
470	Total	30.552	49.646	75.754	104.394	137.575	163.613	186.503	209.400	231.576	265.899	291.200	325.169	365.732	402.565	435.593
Over Depreciation																
472	**Over Depreciation**															
473	High Pressure Mains					- 0.185					- 0.185					
474	Medium Pressure Mains					-					- 0.995					
475	Medium / Low Pressure Mains					- 0.000					- 0.000					
476	Low Pressure Mains					- 0.684					-					
477	Regulators					- 0.029					- 0.036					
478	Secondary Gate Stations					- 0.049					- 0.002					
479	Buildings					- 0.029					- 0.032					
480	Meter and Services Pipes					-					-					
481	Equipment & Vehicles					- 6.230					- 0.000					
482	Information Technology					-					- 5.721					
483	FRC					-					- 0.000					
484	Land					-					-					
485	Total					- 7.206					- 6.972					
486	**Correction for Over Depreciation**															
487	Over Depreciation	**Historic correction (only 3 classes)**				- 6.962					- 6.972					
2000 Capex Account [m$ 31/12/2009]																
Regulatory Period			**1**	**1**	**1**	**1**	**1**	**2**	**2**	**2**	**2**	**2**	**3**	**3**	**3**	**3**	**3**
Year ending		**1999**	**2000**	**2001**	**2002**	**2003**	**2004**	**2005**	**2006**	**2007**	**2008**	**2009**	**2010**	**2011**	**2012**	**2013**	**2014**
Months		**1 to 12**	**1 to 12**	**1 to 12**	**1 to 12**	**1 to 12**	**1 to 12**	**1 to 12**	**1 to 12**	**1 to 12**	**1 to 12**	**1 to 12**	**1 to 6**	**7 to 6**	**7 to 6**	**7 to 6**	**7 to 6**
Life																	
493	**Life**																
494	High Pressure Mains			120.000	119.000	118.000	117.000	116.000	115.000	114.000	113.000	112.000	111.000	110.500	109.500	108.500	107.500
495	Medium Pressure Mains			60.000	59.000	58.000	57.000	56.000	55.000	54.000	53.000	52.000	51.000	50.500	49.500	48.500	47.500
496	Medium / Low Pressure Mains			60.000	59.000	58.000	57.000	56.000	55.000	54.000	53.000	52.000	51.000	50.500	49.500	48.500	47.500
497	Low Pressure Mains			60.000	59.000	58.000	57.000	56.000	55.000	54.000	53.000	52.000	51.000	50.500	49.500	48.500	47.500
498	Regulators			40.000	39.000	38.000	37.000	36.000	35.000	34.000	33.000	32.000	31.000	30.500	29.500	28.500	27.500
499	Secondary Gate Stations			40.000	39.000	38.000	37.000	36.000	35.000	34.000	33.000	32.000	31.000	30.500	29.500	28.500	27.500
500	Buildings			40.000	39.000	38.000	37.000	36.000	35.000	34.000	33.000	32.000	31.000	30.500	29.500	28.500	27.500
501	Meter and Services Pipes			25.000	24.000	23.000	22.000	21.000	20.000	19.000	18.000	17.000	16.000	15.500	14.500	13.500	12.500
502	Equipment & Vehicles			10.000	9.000	8.000	7.000	6.000	5.000	4.000	3.000	2.000	1.000	0.500	-	-	-
503	Information Technology			5.000	4.000	3.000	2.000	1.000	-	-	-	-	-	-	-	-	-
504	FRC			5.000	4.000	3.000	2.000	1.000	-	-	-	-	-	-	-	-	-
505	Land			-	-	-	-	-	-	-	-	-	-	-	-	-	-
506																	

Opening Asset Value																
508	**Opening Value**															
509	High Pressure Mains	-	1.500	1.423	1.346	1.268	1.191	1.177	1.164	1.151	1.138	1.125	1.120	1.110	1.100	1.089
510	Medium Pressure Mains	-	6.285	6.065	5.844	5.623	5.402	5.293	5.185	5.077	4.968	-	-	-	-	-
511	Medium / Low Pressure Mains	-	2.495	2.493	2.492	2.491	2.489	2.448	2.406	2.364	2.323	7.141	7.071	6.931	6.791	6.651
512	Low Pressure Mains	-	- 0.028	- 0.057	- 0.085	- 0.113	-	-	-	-	-	-	-	-	-	-
513	Regulators	-	0.173	0.135	0.096	0.058	0.020	0.014	0.009	0.004	- 0.002	-	-	-	-	-
514	Secondary Gate Stations	-	0.018	0.008	- 0.002	- 0.013	-	-	- 0.000	- 0.000	- 0.000	-	-	-	-	-
515	Buildings	-	- 0.002	- 0.003	- 0.005	- 0.007	- 0.009	- 0.009	- 0.009	- 0.009	- 0.009	-	-	-	-	-
516	Meter and Services Pipes	-	15.059	14.368	13.678	12.987	12.297	11.667	11.037	10.407	9.777	9.147	8.861	8.290	7.718	7.146
517	Equipment & Vehicles	-	0.619	- 0.184	- 0.986	- 1.788	-	-	-	-	-	-	-	-	-	-
518	Information Technology	-	4.123	4.123	4.123	4.123	4.123	3.298	2.474	1.649	0.825	0.000	-	-	-	-
519	FRC	-	0.000	0.000	0.000	0.000	0.000	0.000	0.000	0.000	0.000	0.000	-	-	-	-
520	Land	-	0.310	0.310	0.310	0.310	0.310	0.310	0.310	0.310	0.310	0.310	0.310	0.310	0.310	0.310
521	Total	-	30.552	28.681	26.810	24.938	25.822	24.199	22.576	20.953	19.330	17.723	17.362	16.640	15.918	15.196
Capex																
523	**Capex**															
524	High Pressure Mains	1.578														
525	Medium Pressure Mains	6.506														
526	Medium / Low Pressure Mains	2.496														
527	Low Pressure Mains	-														
528	Regulators	0.211														
529	Secondary Gate Stations	0.028														
530	Buildings	-														
531	Meter and Services Pipes	15.749														
532	Equipment & Vehicles	1.421														
533	Information Technology	4.123														
534	FRC	0.000														
535	Land	0.310														
536	Total	32.423														
Depreciation																
538	**Depreciation**															
539	High Pressure Mains	- 0.077	- 0.077	- 0.077	- 0.077	- 0.077	- 0.013	- 0.013	- 0.013	- 0.013	- 0.013	- 0.005	- 0.010	- 0.010	- 0.010	- 0.010
540	Medium Pressure Mains	- 0.221	- 0.221	- 0.221	- 0.221	- 0.221	- 0.108	- 0.108	- 0.108	- 0.108	- 0.108	-	-	-	-	-
541	Medium / Low Pressure Mains	- 0.001	- 0.001	- 0.001	- 0.001	- 0.001	- 0.042	- 0.042	- 0.042	- 0.042	- 0.042	- 0.070	- 0.140	- 0.140	- 0.140	- 0.140
542	Low Pressure Mains	- 0.028	- 0.028	- 0.028	- 0.028	- 0.028	-	-	-	-	-	-	-	-	-	-
543	Regulators	- 0.038	- 0.038	- 0.038	- 0.038	- 0.038	- 0.005	- 0.005	- 0.005	- 0.005	- 0.005	-	-	-	-	-
544	Secondary Gate Stations	- 0.010	- 0.010	- 0.010	- 0.010	- 0.010	-	- 0.000	-	-	-	-	-	-	-	-
545	Buildings	- 0.002	- 0.002	- 0.002	- 0.002	- 0.002	-	-	-	-	-	-	-	-	-	-
546	Meter and Services Pipes	- 0.690	- 0.690	- 0.690	- 0.690	- 0.690	- 0.630	- 0.630	- 0.630	- 0.630	- 0.630	- 0.286	- 0.572	- 0.572	- 0.572	- 0.572
547	Equipment & Vehicles	- 0.802	- 0.802	- 0.802	- 0.802	- 0.802	-	-	-	-	-	-	-	-	-	-
548	Information Technology	-	-	-	-	-	- 0.825	- 0.825	- 0.825	- 0.825	- 0.825	- 0.000	-	-	-	-
549	FRC	-	-	-	-	-	- 0.000	- 0.000	- 0.000	- 0.000	- 0.000	- 0.000	-	-	-	-
550	Land	-	-	-	-	-	-	-	-	-	-	-	-	-	-	-
551	Total	- 1.871	- 1.871	- 1.871	- 1.871	- 1.871	- 1.623	- 1.623	- 1.623	- 1.623	- 1.623	- 0.361	- 0.722	- 0.722	- 0.722	- 0.722
Closing Asset Value																
553	**Closing Value**															
554	High Pressure Mains	1.500	1.423	1.346	1.268	1.191	1.177	1.164	1.151	1.138	1.125	1.120	1.110	1.100	1.089	1.079
555	Medium Pressure Mains	6.285	6.065	5.844	5.623	5.402	5.293	5.185	5.077	4.968	4.860	-	-	-	-	-
556	Medium / Low Pressure Mains	2.495	2.493	2.492	2.491	2.489	2.448	2.406	2.364	2.323	2.281	7.071	6.931	6.791	6.651	6.511
557	Low Pressure Mains	- 0.028	- 0.057	- 0.085	- 0.113	-	-	-	-	-	-	-	-	-	-	-
558	Regulators	0.173	0.135	0.096	0.058	0.020	0.014	0.009	0.004	- 0.002	-	-	-	-	-	-
559	Secondary Gate Stations	0.018	0.008	- 0.002	- 0.013	-	-	- 0.000	- 0.000	- 0.000	-	-	-	-	-	-
560	Buildings	- 0.002	- 0.003	- 0.005	- 0.007	- 0.009	- 0.009	- 0.009	- 0.009	- 0.009	-	-	-	-	-	-
561	Meter and Services Pipes	15.059	14.368	13.678	12.987	12.297	11.667	11.037	10.407	9.777	9.147	8.861	8.290	7.718	7.146	6.574
562	Equipment & Vehicles	0.619	- 0.184	- 0.986	- 1.788	-	-	-	-	-	-	-	-	-	-	-
563	Information Technology	4.123	4.123	4.123	4.123	4.123	3.298	2.474	1.649	0.825	0.000	-	-	-	-	-
564	FRC	0.000	0.000	0.000	0.000	0.000	0.000	0.000	0.000	0.000	0.000	-	-	-	-	-
565	Land	0.310	0.310	0.310	0.310	0.310	0.310	0.310	0.310	0.310	0.310	0.310	0.310	0.310	0.310	0.310
566	Total	30.552	28.681	26.810	24.938	25.822	24.199	22.576	20.953	19.330	17.723	17.362	16.640	15.918	15.196	14.474

Over Depreciation																	
568	**Over Depreciation**																
569	High Pressure Mains					-					-						
570	Medium Pressure Mains					-					-						
571	Medium / Low Pressure Mains					-					-						
572	Low Pressure Mains					- 0.142					-						
573	Regulators					-					- 0.007						
574	Secondary Gate Stations					- 0.023					- 0.000						
575	Buildings					- 0.009					- 0.009						
576	Meter and Services Pipes					-					-						
577	Equipment & Vehicles					- 2.591					-						
578	Information Technology					-					-						
579	FRC					-					-						
580	Land					-					-						
581	Total					- 2.764					- 0.016						
2001 Capex Account [m$ 31/12/2009]																	
Regulatory Period			**1**	**1**	**1**	**1**	**1**	**2**	**2**	**2**	**2**	**2**	**3**	**3**	**3**	**3**	**3**
Year ending		**1999**	**2000**	**2001**	**2002**	**2003**	**2004**	**2005**	**2006**	**2007**	**2008**	**2009**	**2010**	**2011**	**2012**	**2013**	**2014**
Months		**1 to 12**	**1 to 12**	**1 to 12**	**1 to 12**	**1 to 12**	**1 to 12**	**1 to 12**	**1 to 12**	**1 to 12**	**1 to 12**	**1 to 12**	**1 to 6**	**7 to 6**	**7 to 6**	**7 to 6**	**7 to 6**
Life																	
587	**Life**																
588	High Pressure Mains				120.000	119.000	118.000	117.000	116.000	115.000	114.000	113.000	112.000	111.500	110.500	109.500	108.500
589	Medium Pressure Mains				60.000	59.000	58.000	57.000	56.000	55.000	54.000	53.000	52.000	51.500	50.500	49.500	48.500
590	Medium / Low Pressure Mains				60.000	59.000	58.000	57.000	56.000	55.000	54.000	53.000	52.000	51.500	50.500	49.500	48.500
591	Low Pressure Mains				60.000	59.000	58.000	57.000	56.000	55.000	54.000	53.000	52.000	51.500	50.500	49.500	48.500
592	Regulators				40.000	39.000	38.000	37.000	36.000	35.000	34.000	33.000	32.000	31.500	30.500	29.500	28.500
593	Secondary Gate Stations				40.000	39.000	38.000	37.000	36.000	35.000	34.000	33.000	32.000	31.500	30.500	29.500	28.500
594	Buildings				40.000	39.000	38.000	37.000	36.000	35.000	34.000	33.000	32.000	31.500	30.500	29.500	28.500
595	Meter and Services Pipes				25.000	24.000	23.000	22.000	21.000	20.000	19.000	18.000	17.000	16.500	15.500	14.500	13.500
596	Equipment & Vehicles				10.000	9.000	8.000	7.000	6.000	5.000	4.000	3.000	2.000	1.500	0.500	-	-
597	Information Technology				5.000	4.000	3.000	2.000	1.000	-	-	-	-	-	-	-	-
598	FRC				5.000	4.000	3.000	2.000	1.000	-	-	-	-	-	-	-	-
599	Land				-	-	-	-	-	-	-	-	-	-	-	-	-
600																	
Opening Asset Value																	
602	**Opening Value**																
603	High Pressure Mains	-		2.133	2.097	2.060	2.024	2.006	1.988	1.970	1.952	1.934	1.925	1.908	1.891	1.873	
604	Medium Pressure Mains	-		4.430	4.342	4.253	4.164	4.089	4.013	3.938	3.863	-	-	-	-	-	
605	Medium / Low Pressure Mains	-		1.475	1.473	1.472	1.470	1.446	1.421	1.396	1.372	5.135	5.085	4.987	4.888	4.789	
606	Low Pressure Mains	-		- 0.053	- 0.106	- 0.159	-	-	-	-	-	-	-	-	-	-	
607	Regulators	-		0.186	0.178	0.169	0.161	0.156	0.150	0.145	0.139	0.134	0.132	0.128	0.124	0.119	
608	Secondary Gate Stations	-		0.005	- 0.005	- 0.016	-	-	-	-	-	-	-	-	-	-	
609	Buildings	-		0.070	0.067	0.063	0.060	0.058	0.056	0.054	0.052	0.051	0.050	0.048	0.047	0.045	
610	Meter and Services Pipes	-		12.051	11.621	11.191	10.761	10.262	9.762	9.263	8.764	8.265	8.022	7.535	7.049	6.563	
611	Equipment & Vehicles	-		- 0.342	- 0.988	- 1.634	-	-	- 0.000	- 0.000	- 0.000	-	-	-	-	-	
612	Information Technology	-		0.775	0.775	0.775	0.775	0.620	0.465	0.310	0.155	-	-	-	-	-	
613	FRC	-		0.005	0.005	0.005	0.005	0.004	0.003	0.002	0.001	-	-	-	-	-	
614	Land	-		0.230	0.230	0.230	0.230	0.230	0.230	0.230	0.230	0.230	0.230	0.230	0.230	0.230	
615	Total	-		20.966	19.688	18.410	19.650	18.870	18.089	17.308	16.528	15.747	15.443	14.835	14.227	13.620	
Capex																	
617	**Capex**																
618	High Pressure Mains	2.169															
619	Medium Pressure Mains	4.519															
620	Medium / Low Pressure Mains	1.476															
621	Low Pressure Mains	-															
622	Regulators	0.194															
623	Secondary Gate Stations	0.015															
624	Buildings	0.074															
625	Meter and Services Pipes	12.481															
626	Equipment & Vehicles	0.305															
627	Information Technology	0.775															
628	FRC	0.005															
629	Land	0.230															
630	Total	22.243															

Depreciation															
632	**Depreciation**														
633	High Pressure Mains	- 0.036	- 0.036	- 0.036	- 0.036	- 0.018	- 0.018	- 0.018	- 0.018	- 0.018	- 0.009	- 0.017	- 0.017	- 0.017	- 0.017
634	Medium Pressure Mains	- 0.089	- 0.089	- 0.089	- 0.089	- 0.075	- 0.075	- 0.075	- 0.075	- 0.075	-	-	-	-	-
635	Medium / Low Pressure Mains	- 0.001	- 0.001	- 0.001	- 0.001	- 0.025	- 0.025	- 0.025	- 0.025	- 0.025	- 0.049	- 0.099	- 0.099	- 0.099	- 0.099
636	Low Pressure Mains	- 0.053	- 0.053	- 0.053	- 0.053	-	-	-	-	-	-	-	-	-	-
637	Regulators	- 0.008	- 0.008	- 0.008	- 0.008	- 0.005	- 0.005	- 0.005	- 0.005	- 0.005	- 0.002	- 0.004	- 0.004	- 0.004	- 0.004
638	Secondary Gate Stations	- 0.010	- 0.010	- 0.010	- 0.010	-	-	-	-	-	-	-	-	-	-
639	Buildings	- 0.003	- 0.003	- 0.003	- 0.003	- 0.002	- 0.002	- 0.002	- 0.002	- 0.002	- 0.001	- 0.002	- 0.002	- 0.002	- 0.002
640	Meter and Services Pipes	- 0.430	- 0.430	- 0.430	- 0.430	- 0.499	- 0.499	- 0.499	- 0.499	- 0.499	- 0.243	- 0.486	- 0.486	- 0.486	- 0.486
641	Equipment & Vehicles	- 0.646	- 0.646	- 0.646	- 0.646	-	- 0.000	-	-	-	-	-	-	-	-
642	Information Technology	-	-	-	-	- 0.155	- 0.155	- 0.155	- 0.155	- 0.155	-	-	-	-	-
643	FRC	-	-	-	-	- 0.001	- 0.001	- 0.001	- 0.001	- 0.001	-	-	-	-	-
644	Land	-	-	-	-	-	-	-	-	-	-	-	-	-	-
645	Total	- 1.278	- 1.278	- 1.278	- 1.278	- 0.781	- 0.781	- 0.781	- 0.781	- 0.781	- 0.304	- 0.608	- 0.608	- 0.608	- 0.608
Closing Asset Value															
647	**Closing Value**														
648	High Pressure Mains	2.133	2.097	2.060	2.024	2.006	1.988	1.970	1.952	1.934	1.925	1.908	1.891	1.873	1.856
649	Medium Pressure Mains	4.430	4.342	4.253	4.164	4.089	4.013	3.938	3.863	3.787	-	-	-	-	-
650	Medium / Low Pressure Mains	1.475	1.473	1.472	1.470	1.446	1.421	1.396	1.372	1.347	5.085	4.987	4.888	4.789	4.690
651	Low Pressure Mains	- 0.053	- 0.106	- 0.159	-	-	-	-	-	-	-	-	-	-	-
652	Regulators	0.186	0.178	0.169	0.161	0.156	0.150	0.145	0.139	0.134	0.132	0.128	0.124	0.119	0.115
653	Secondary Gate Stations	0.005	- 0.005	- 0.016	-	-	-	-	-	-	-	-	-	-	-
654	Buildings	0.070	0.067	0.063	0.060	0.058	0.056	0.054	0.052	0.051	0.050	0.048	0.047	0.045	0.043
655	Meter and Services Pipes	12.051	11.621	11.191	10.761	10.262	9.762	9.263	8.764	8.265	8.022	7.535	7.049	6.563	6.077
656	Equipment & Vehicles	- 0.342	- 0.988	- 1.634	-	-	- 0.000	- 0.000	- 0.000	-	-	-	-	-	-
657	Information Technology	0.775	0.775	0.775	0.775	0.620	0.465	0.310	0.155	-	-	-	-	-	-
658	FRC	0.005	0.005	0.005	0.005	0.004	0.003	0.002	0.001	-	-	-	-	-	-
659	Land	0.230	0.230	0.230	0.230	0.230	0.230	0.230	0.230	0.230	0.230	0.230	0.230	0.230	0.230
660	Total	20.966	19.688	18.410	19.650	18.870	18.089	17.308	16.528	15.747	15.443	14.835	14.227	13.620	13.012
Over Depreciation															
662	**Over Depreciation**														
663	High Pressure Mains				-					-					
664	Medium Pressure Mains				-					-					
665	Medium / Low Pressure Mains				-					-					
666	Low Pressure Mains				- 0.212					-					
667	Regulators				-					-					
668	Secondary Gate Stations				- 0.026					-					
669	Buildings				-					-					
670	Meter and Services Pipes				-					-					
671	Equipment & Vehicles				- 2.281					- 0.000					
672	Information Technology				-					-					
673	FRC				-					- 0.000					
674	Land				-					-					
675	Total				- 2.518					- 0.000					
2002 Capex Account [m$ 31/12/2009]															
Regulatory Period			**1**	**1**	**1**	**1**	**1**	**2**	**2**	**2**	**2**	**2**	**3**	**3**	**3**	**3**	**3**
Year ending		**1999**	**2000**	**2001**	**2002**	**2003**	**2004**	**2005**	**2006**	**2007**	**2008**	**2009**	**2010**	**2011**	**2012**	**2013**	**2014**
Months		**1 to 12**	**1 to 12**	**1 to 12**	**1 to 12**	**1 to 12**	**1 to 12**	**1 to 12**	**1 to 12**	**1 to 12**	**1 to 12**	**1 to 12**	**1 to 6**	**7 to 6**	**7 to 6**	**7 to 6**	**7 to 6**
Life																	
681	**Life**																
682	High Pressure Mains					120.000	119.000	118.000	117.000	116.000	115.000	114.000	113.000	112.500	111.500	110.500	109.500
683	Medium Pressure Mains					60.000	59.000	58.000	57.000	56.000	55.000	54.000	53.000	52.500	51.500	50.500	49.500
684	Medium / Low Pressure Mains					60.000	59.000	58.000	57.000	56.000	55.000	54.000	53.000	52.500	51.500	50.500	49.500
685	Low Pressure Mains					60.000	59.000	58.000	57.000	56.000	55.000	54.000	53.000	52.500	51.500	50.500	49.500
686	Regulators					40.000	39.000	38.000	37.000	36.000	35.000	34.000	33.000	32.500	31.500	30.500	29.500
687	Secondary Gate Stations					40.000	39.000	38.000	37.000	36.000	35.000	34.000	33.000	32.500	31.500	30.500	29.500
688	Buildings					40.000	39.000	38.000	37.000	36.000	35.000	34.000	33.000	32.500	31.500	30.500	29.500
689	Meter and Services Pipes					25.000	24.000	23.000	22.000	21.000	20.000	19.000	18.000	17.500	16.500	15.500	14.500
690	Equipment & Vehicles					10.000	9.000	8.000	7.000	6.000	5.000	4.000	3.000	2.500	1.500	0.500	-
691	Information Technology					5.000	4.000	3.000	2.000	1.000	-	-	-	-	-	-	-
692	FRC					5.000	4.000	3.000	2.000	1.000	-	-	-	-	-	-	-
693	Land					-	-	-	-	-	-	-	-	-	-	-	-
694																	

Opening Asset Value														
696	**Opening Value**													
697	High Pressure Mains	-	- 0.034	- 0.068	- 0.102	- 0.102	- 0.102	- 0.102	- 0.102	-	-	-	-	-
698	Medium Pressure Mains	-	5.092	5.020	4.948	4.862	4.776	4.690	4.604	-	-	-	-	-
699	Medium / Low Pressure Mains	-	0.098	0.098	0.098	0.096	0.094	0.093	0.091	4.607	4.564	4.477	4.390	4.303
700	Low Pressure Mains	-	- 0.054	- 0.109	-	-	-	-	-	-	-	-	-	-
701	Regulators	-	0.007	- 0.002	- 0.012	- 0.012	- 0.012	- 0.012	- 0.012	-	-	-	-	-
702	Secondary Gate Stations	-	- 0.000	- 0.000	-	-	-	-	-	-	-	-	-	-
703	Buildings	-	- 0.003	- 0.007	- 0.010	- 0.010	- 0.010	- 0.010	- 0.010	-	-	-	-	-
704	Meter and Services Pipes	-	21.900	21.491	21.082	20.189	19.297	18.405	17.512	16.620	16.158	15.235	14.312	13.388
705	Equipment & Vehicles	-	- 0.263	- 0.533	-	-	-	-	-	-	-	-	-	-
706	Information Technology	-	0.437	0.437	0.437	0.350	0.262	0.175	0.087	0.000	-	-	-	-
707	FRC	-	2.078	2.078	2.078	1.663	1.247	0.831	0.416	-	-	-	-	-
708	Land	-	-	-	-	-	-	-	-	-	-	-	-	-
709	Total	-	29.257	28.405	28.518	27.035	25.552	24.069	22.586	21.228	20.722	19.712	18.702	17.692
Capex														
711	**Capex**													
712	High Pressure Mains	-												
713	Medium Pressure Mains	5.164												
714	Medium / Low Pressure Mains	0.098												
715	Low Pressure Mains	-												
716	Regulators	0.017												
717	Secondary Gate Stations	-												
718	Buildings	-												
719	Meter and Services Pipes	22.308												
720	Equipment & Vehicles	0.006												
721	Information Technology	0.437												
722	FRC	2.078												
723	Land	-												
724	Total	30.109												
Depreciation														
726	**Depreciation**													
727	High Pressure Mains	- 0.034	- 0.034	- 0.034	-	-	-	-	-	-	-	-	-	-
728	Medium Pressure Mains	- 0.072	- 0.072	- 0.072	- 0.086	- 0.086	- 0.086	- 0.086	- 0.086	-	-	-	-	-
729	Medium / Low Pressure Mains	- 0.000	- 0.000	- 0.000	- 0.002	- 0.002	- 0.002	- 0.002	- 0.002	- 0.043	- 0.087	- 0.087	- 0.087	- 0.087
730	Low Pressure Mains	- 0.054	- 0.054	- 0.054	-	-	-	-	-	-	-	-	-	-
731	Regulators	- 0.010	- 0.010	- 0.010	-	-	-	-	-	-	-	-	-	-
732	Secondary Gate Stations	- 0.000	- 0.000	- 0.000	-	-	-	-	-	-	-	-	-	-
733	Buildings	- 0.003	- 0.003	- 0.003	-	-	-	-	-	-	-	-	-	-
734	Meter and Services Pipes	- 0.409	- 0.409	- 0.409	- 0.892	- 0.892	- 0.892	- 0.892	- 0.892	- 0.462	- 0.923	- 0.923	- 0.923	- 0.923
735	Equipment & Vehicles	- 0.269	- 0.269	- 0.269	-	-	-	-	-	-	-	-	-	-
736	Information Technology	-	-	-	- 0.087	- 0.087	- 0.087	- 0.087	- 0.087	- 0.000	-	-	-	-
737	FRC	-	-	-	- 0.416	- 0.416	- 0.416	- 0.416	- 0.416	-	-	-	-	-
738	Land	-	-	-	-	-	-	-	-	-	-	-	-	-
739	Total	- 0.852	- 0.852	- 0.852	- 1.483	- 1.483	- 1.483	- 1.483	- 1.483	- 0.505	- 1.010	- 1.010	- 1.010	- 1.010
Closing Asset Value														
741	**Closing Value**													
742	High Pressure Mains	- 0.034	- 0.068	- 0.102	- 0.102	- 0.102	- 0.102	- 0.102	-	-	-	-	-	-
743	Medium Pressure Mains	5.092	5.020	4.948	4.862	4.776	4.690	4.604	4.518	-	-	-	-	-
744	Medium / Low Pressure Mains	0.098	0.098	0.098	0.096	0.094	0.093	0.091	0.089	4.564	4.477	4.390	4.303	4.216
745	Low Pressure Mains	- 0.054	- 0.109	-	-	-	-	-	-	-	-	-	-	-
746	Regulators	0.007	- 0.002	- 0.012	- 0.012	- 0.012	- 0.012	- 0.012	-	-	-	-	-	-
747	Secondary Gate Stations	- 0.000	- 0.000	-	-	-	-	-	-	-	-	-	-	-
748	Buildings	- 0.003	- 0.007	- 0.010	- 0.010	- 0.010	- 0.010	- 0.010	-	-	-	-	-	-
749	Meter and Services Pipes	21.900	21.491	21.082	20.189	19.297	18.405	17.512	16.620	16.158	15.235	14.312	13.388	12.465
750	Equipment & Vehicles	- 0.263	- 0.533	-	-	-	-	-	-	-	-	-	-	-
751	Information Technology	0.437	0.437	0.437	0.350	0.262	0.175	0.087	0.000	-	-	-	-	-
752	FRC	2.078	2.078	2.078	1.663	1.247	0.831	0.416	-	-	-	-	-	-
753	Land	-	-	-	-	-	-	-	-	-	-	-	-	-
754	Total	29.257	28.405	28.518	27.035	25.552	24.069	22.586	21.228	20.722	19.712	18.702	17.692	16.681

Over Depreciation																	
756	**Over Depreciation**																
757	High Pressure Mains					- 0.102					- 0.102						
758	Medium Pressure Mains					-					-						
759	Medium / Low Pressure Mains					-					-						
760	Low Pressure Mains					- 0.163					-						
761	Regulators					- 0.012					- 0.012						
762	Secondary Gate Stations					- 0.000					-						
763	Buildings					- 0.010					- 0.010						
764	Meter and Services Pipes					-					-						
765	Equipment & Vehicles					- 0.802					-						
766	Information Technology					-					-						
767	FRC					-					-						
768	Land					-					-						
769	Total					- 1.090					- 0.125						
2003 Capex Account [m$ 31/12/2009]																	
Regulatory Period			**1**	**1**	**1**	**1**	**1**	**2**	**2**	**2**	**2**	**2**	**3**	**3**	**3**	**3**	**3**
Year ending		**1999**	**2000**	**2001**	**2002**	**2003**	**2004**	**2005**	**2006**	**2007**	**2008**	**2009**	**2010**	**2011**	**2012**	**2013**	**2014**
Months		**1 to 12**	**1 to 12**	**1 to 12**	**1 to 12**	**1 to 12**	**1 to 12**	**1 to 12**	**1 to 12**	**1 to 12**	**1 to 12**	**1 to 12**	**1 to 6**	**7 to 6**	**7 to 6**	**7 to 6**	**7 to 6**
Life																	
775	**Life**																
776	High Pressure Mains						120.000	119.000	118.000	117.000	116.000	115.000	114.000	113.500	112.500	111.500	110.500
777	Medium Pressure Mains						60.000	59.000	58.000	57.000	56.000	55.000	54.000	53.500	52.500	51.500	50.500
778	Medium / Low Pressure Mains						60.000	59.000	58.000	57.000	56.000	55.000	54.000	53.500	52.500	51.500	50.500
779	Low Pressure Mains						60.000	59.000	58.000	57.000	56.000	55.000	54.000	53.500	52.500	51.500	50.500
780	Regulators						40.000	39.000	38.000	37.000	36.000	35.000	34.000	33.500	32.500	31.500	30.500
781	Secondary Gate Stations						40.000	39.000	38.000	37.000	36.000	35.000	34.000	33.500	32.500	31.500	30.500
782	Buildings						40.000	39.000	38.000	37.000	36.000	35.000	34.000	33.500	32.500	31.500	30.500
783	Meter and Services Pipes						25.000	24.000	23.000	22.000	21.000	20.000	19.000	18.500	17.500	16.500	15.500
784	Equipment & Vehicles						10.000	9.000	8.000	7.000	6.000	5.000	4.000	3.500	2.500	1.500	0.500
785	Information Technology						5.000	4.000	3.000	2.000	1.000	-	-	-	-	-	-
786	FRC						5.000	4.000	3.000	2.000	1.000	-	-	-	-	-	-
787	Land						-	-	-	-	-	-	-	-	-	-	-
788																	
Opening Asset Value																	
790	**Opening Value**																
791	High Pressure Mains	-	- 0.029	- 0.059	- 0.059	- 0.059	- 0.059	- 0.059	-	-	-	-	-
792	Medium Pressure Mains	-	8.076	8.033	7.897	7.762	7.627	7.491	-	-	-	-	-
793	Medium / Low Pressure Mains	-	- 0.000	- 0.000	- 0.000	- 0.000	- 0.000	- 0.000	7.356	7.288	7.152	7.016	6.879
794	Low Pressure Mains	-	- 0.055	-	-	-	-	-	-	-	-	-	-
795	Regulators	-	- 0.008	- 0.017	- 0.017	- 0.017	- 0.017	- 0.017	-	-	-	-	-
796	Secondary Gate Stations	-	- 0.000	-	-	-	-	-	-	-	-	-	-
797	Buildings	-	- 0.003	- 0.007	- 0.007	- 0.007	- 0.007	- 0.007	-	-	-	-	-
798	Meter and Services Pipes	-	20.708	20.313	19.468	18.624	17.780	16.936	16.092	15.668	14.821	13.974	13.127
799	Equipment & Vehicles	-	- 0.080	-	-	-	-	-	-	-	-	-	-
800	Information Technology	-	0.403	0.403	0.322	0.242	0.161	0.081	-	-	-	-	-
801	FRC	-	3.630	3.630	2.904	2.178	1.452	0.726	-	-	-	-	-
802	Land	-	-	-	-	-	-	-	-	-	-	-	-
803	Total	-	32.641	32.296	30.510	28.723	26.937	25.151	23.448	22.956	21.973	20.990	20.007
Capex																	
805	**Capex**																
806	High Pressure Mains	-															
807	Medium Pressure Mains	8.119															
808	Medium / Low Pressure Mains	-															
809	Low Pressure Mains	-															
810	Regulators	-															
811	Secondary Gate Stations	-															
812	Buildings	-															
813	Meter and Services Pipes	21.104															
814	Equipment & Vehicles	0.209															
815	Information Technology	0.403															
816	FRC	3.630															
817	Land	-															
818	Total	33.465															

Depreciation																	
820	**Depreciation**																
821	High Pressure Mains		- 0.029	- 0.029	-	-	-	-	-	-	-	-	-	-	-	-	-
822	Medium Pressure Mains		- 0.043	- 0.043	- 0.135	- 0.135	- 0.135	- 0.135	- 0.135	-	-	-	-	-	-	-	-
823	Medium / Low Pressure Mains		- 0.000	- 0.000	-	-	-	-	-	- 0.068	- 0.136	- 0.136	- 0.136	- 0.136	- 0.136	- 0.136	- 0.136
824	Low Pressure Mains		- 0.055	- 0.055	-	-	-	-	-	-	-	-	-	-	-	-	-
825	Regulators		- 0.008	- 0.008	-	-	-	-	-	-	-	-	-	-	-	-	-
826	Secondary Gate Stations		- 0.000	- 0.000	-	-	-	-	-	-	-	-	-	-	-	-	-
827	Buildings		- 0.003	- 0.003	-	-	-	-	-	-	-	-	-	-	-	-	-
828	Meter and Services Pipes		- 0.396	- 0.396	- 0.844	- 0.844	- 0.844	- 0.844	- 0.844	- 0.423	- 0.847	- 0.847	- 0.847	- 0.847	- 0.847	- 0.847	- 0.847
829	Equipment & Vehicles		- 0.289	- 0.289	-	-	-	-	-	-	-	-	-	-	-	-	-
830	Information Technology		-	-	- 0.081	- 0.081	- 0.081	- 0.081	- 0.081	-	-	-	-	-	-	-	-
831	FRC		-	-	- 0.726	- 0.726	- 0.726	- 0.726	- 0.726	-	-	-	-	-	-	-	-
832	Land		-	-	-	-	-	-	-	-	-	-	-	-	-	-	-
833	Total		- 0.825	- 0.825	- 1.786	- 1.786	- 1.786	- 1.786	- 1.786	- 0.492	- 0.983	- 0.983	- 0.983	- 0.983	- 0.983	- 0.983	- 0.983
Closing Asset Value																	
835	**Closing Value**																
836	High Pressure Mains		- 0.029	- 0.059	- 0.059	- 0.059	- 0.059	- 0.059	-	-	-	-	-	-	-	-	-
837	Medium Pressure Mains		8.076	8.033	7.897	7.762	7.627	7.491	7.356	-	-	-	-	-	-	-	-
838	Medium / Low Pressure Mains		- 0.000	- 0.000	- 0.000	- 0.000	- 0.000	- 0.000	-	7.288	7.152	7.016	6.879	6.743	6.607	6.471	6.335
839	Low Pressure Mains		- 0.055	-	-	-	-	-	-	-	-	-	-	-	-	-	-
840	Regulators		- 0.008	- 0.017	- 0.017	- 0.017	- 0.017	- 0.017	-	-	-	-	-	-	-	-	-
841	Secondary Gate Stations		- 0.000	-	-	-	-	-	-	-	-	-	-	-	-	-	-
842	Buildings		- 0.003	- 0.007	- 0.007	- 0.007	- 0.007	- 0.007	-	-	-	-	-	-	-	-	-
843	Meter and Services Pipes		20.708	20.313	19.468	18.624	17.780	16.936	16.092	15.668	14.821	13.974	13.127	12.281	11.434	10.588	9.741
844	Equipment & Vehicles		- 0.080	-	-	-	-	-	-	-	-	-	-	-	-	-	-
845	Information Technology		0.403	0.403	0.322	0.242	0.161	0.081	-	-	-	-	-	-	-	-	-
846	FRC		3.630	3.630	2.904	2.178	1.452	0.726	-	-	-	-	-	-	-	-	-
847	Land		-	-	-	-	-	-	-	-	-	-	-	-	-	-	-
848	Total		32.641	32.296	30.510	28.723	26.937	25.151	23.448	22.956	21.973	20.990	20.007	19.024	18.042	17.059	16.076
Over Depreciation																	
850	**Over Depreciation**																
851	High Pressure Mains			- 0.059					- 0.059								
852	Medium Pressure Mains			-					-								
853	Medium / Low Pressure Mains			- 0.000					- 0.000								
854	Low Pressure Mains			- 0.111					-								
855	Regulators			- 0.017					- 0.017								
856	Secondary Gate Stations			- 0.000					-								
857	Buildings			- 0.007					- 0.007								
858	Meter and Services Pipes			-					-								
859	Equipment & Vehicles			- 0.369					-								
860	Information Technology			-					- 0.000								
861	FRC			-					- 0.000								
862	Land			-					-								
863	Total			- 0.562					- 0.083								
2004 Capex Account [m$ 31/12/2009]																	
Regulatory Period			**1**	**1**	**1**	**1**	**1**	**2**	**2**	**2**	**2**	**2**	**3**	**3**	**3**	**3**	**3**
Year ending		**1999**	**2000**	**2001**	**2002**	**2003**	**2004**	**2005**	**2006**	**2007**	**2008**	**2009**	**2010**	**2011**	**2012**	**2013**	**2014**
Months		**1 to 12**	**1 to 12**	**1 to 12**	**1 to 12**	**1 to 12**	**1 to 12**	**1 to 12**	**1 to 12**	**1 to 12**	**1 to 12**	**1 to 12**	**1 to 6**	**7 to 6**	**7 to 6**	**7 to 6**	**7 to 6**
Life																	
869	**Life**																
870	High Pressure Mains							120.000	119.000	118.000	117.000	116.000	115.000	114.500	113.500	112.500	111.500
871	Medium Pressure Mains							60.000	59.000	58.000	57.000	56.000	55.000	54.500	53.500	52.500	51.500
872	Medium / Low Pressure Mains							60.000	59.000	58.000	57.000	56.000	55.000	54.500	53.500	52.500	51.500
873	Low Pressure Mains							60.000	59.000	58.000	57.000	56.000	55.000	54.500	53.500	52.500	51.500
874	Regulators							40.000	39.000	38.000	37.000	36.000	35.000	34.500	33.500	32.500	31.500
875	Secondary Gate Stations							40.000	39.000	38.000	37.000	36.000	35.000	34.500	33.500	32.500	31.500
876	Buildings							40.000	39.000	38.000	37.000	36.000	35.000	34.500	33.500	32.500	31.500
877	Meter and Services Pipes							25.000	24.000	23.000	22.000	21.000	20.000	19.500	18.500	17.500	16.500
878	Equipment & Vehicles							10.000	9.000	8.000	7.000	6.000	5.000	4.500	3.500	2.500	1.500
879	Information Technology							5.000	4.000	3.000	2.000	1.000	-	-	-	-	-
880	FRC							5.000	4.000	3.000	2.000	1.000	-	-	-	-	-
881	Land							-	-	-	-	-	-	-	-	-	-
882																	

Opening Asset Value												
884	**Opening Value**											
885	High Pressure Mains	-	- 0.024	- 0.024	- 0.024	- 0.024	- 0.024	-	-	-	-	-
886	Medium Pressure Mains	-	10.522	10.347	10.171	9.995	9.819	-	-	-	-	-
887	Medium / Low Pressure Mains	-	0.041	0.040	0.040	0.039	0.038	9.681	9.593	9.417	9.241	9.065
888	Low Pressure Mains	-	-	-	-	-	-	-	-	-	-	-
889	Regulators	-	0.003	0.003	0.003	0.003	0.003	0.003	0.003	0.003	0.003	0.003
890	Secondary Gate Stations	-	-	-	-	-	-	-	-	-	-	-
891	Buildings	-	- 0.003	- 0.003	- 0.003	- 0.003	- 0.003	-	-	-	-	-
892	Meter and Services Pipes	-	18.468	17.714	16.960	16.206	15.452	14.698	14.331	13.596	12.861	12.126
893	Equipment & Vehicles	-	-	-	- 0.000	- 0.000	- 0.000	-	-	-	-	-
894	Information Technology	-	1.142	0.913	0.685	0.457	0.228	-	-	-	-	-
895	FRC	-	8.103	6.482	4.862	3.241	1.621	-	-	-	-	-
896	Land	-	-	-	-	-	-	-	-	-	-	-
897	Total	-	38.251	35.472	32.692	29.913	27.134	24.382	23.926	23.015	22.104	21.193
Capex												
899	**Capex**											
900	High Pressure Mains	-										
901	Medium Pressure Mains	10.552										
902	Medium / Low Pressure Mains	0.041										
903	Low Pressure Mains	-										
904	Regulators	0.007										
905	Secondary Gate Stations	-										
906	Buildings	-										
907	Meter and Services Pipes	18.847										
908	Equipment & Vehicles	0.090										
909	Information Technology	1.142										
910	FRC	8.103										
911	Land	-										
912	Total	38.782										
Depreciation												
914	**Depreciation**											
915	High Pressure Mains	- 0.024	-	-	-	-	-	-	-	-	-	-
916	Medium Pressure Mains	- 0.029	- 0.176	- 0.176	- 0.176	- 0.176	- 0.176	-	-	-	-	-
917	Medium / Low Pressure Mains	- 0.000	- 0.001	- 0.001	- 0.001	- 0.001	- 0.001	- 0.088	- 0.176	- 0.176	- 0.176	- 0.176
918	Low Pressure Mains	- 0.057	-	-	-	-	-	-	-	-	-	-
919	Regulators	- 0.004	-	-	-	-	-	- 0.000	- 0.000	- 0.000	- 0.000	- 0.000
920	Secondary Gate Stations	- 0.000	-	-	-	-	-	-	-	-	-	-
921	Buildings	- 0.003	-	-	-	-	-	-	-	-	-	-
922	Meter and Services Pipes	- 0.380	- 0.754	- 0.754	- 0.754	- 0.754	- 0.754	- 0.367	- 0.735	- 0.735	- 0.735	- 0.735
923	Equipment & Vehicles	- 0.278	-	- 0.000	-	-	-	-	-	-	-	-
924	Information Technology	-	- 0.228	- 0.228	- 0.228	- 0.228	- 0.228	-	-	-	-	-
925	FRC	-	- 1.621	- 1.621	- 1.621	- 1.621	- 1.621	-	-	-	-	-
926	Land	-	-	-	-	-	-	-	-	-	-	-
927	Total	- 0.776	- 2.779	- 2.779	- 2.779	- 2.779	- 2.779	- 0.456	- 0.911	- 0.911	- 0.911	- 0.911
Closing Asset Value												
929	**Closing Value**											
930	High Pressure Mains	- 0.024	- 0.024	- 0.024	- 0.024	- 0.024	-	-	-	-	-	-
931	Medium Pressure Mains	10.522	10.347	10.171	9.995	9.819	9.643	-	-	-	-	-
932	Medium / Low Pressure Mains	0.041	0.040	0.040	0.039	0.038	0.038	9.593	9.417	9.241	9.065	8.889
933	Low Pressure Mains	-	-	-	-	-	-	-	-	-	-	-
934	Regulators	0.003	0.003	0.003	0.003	0.003	0.003	0.003	0.003	0.003	0.003	0.003
935	Secondary Gate Stations	-	-	-	-	-	-	-	-	-	-	-
936	Buildings	- 0.003	- 0.003	- 0.003	- 0.003	- 0.003	-	-	-	-	-	-
937	Meter and Services Pipes	18.468	17.714	16.960	16.206	15.452	14.698	14.331	13.596	12.861	12.126	11.391
938	Equipment & Vehicles	-	-	- 0.000	- 0.000	- 0.000	-	-	-	-	-	-
939	Information Technology	1.142	0.913	0.685	0.457	0.228	-	-	-	-	-	-
940	FRC	8.103	6.482	4.862	3.241	1.621	-	-	-	-	-	-
941	Land	-	-	-	-	-	-	-	-	-	-	-
942	Total	38.251	35.472	32.692	29.913	27.134	24.382	23.926	23.015	22.104	21.193	20.282

Over Depreciation																	
944	**Over Depreciation**																
945	High Pressure Mains					- 0.024					- 0.024						
946	Medium Pressure Mains					-					-						
947	Medium / Low Pressure Mains					-					-						
948	Low Pressure Mains					- 0.057					-						
949	Regulators					-					-						
950	Secondary Gate Stations					- 0.000					-						
951	Buildings					- 0.003					- 0.003						
952	Meter and Services Pipes					-					-						
953	Equipment & Vehicles					- 0.188					- 0.000						
954	Information Technology					-					-						
955	FRC					-					- 0.000						
956	Land					-					-						
957	Total					- 0.272					- 0.028						
2005 Capex Account [m$ 31/12/2009]																	
Regulatory Period			**1**	**1**	**1**	**1**	**1**	**2**	**2**	**2**	**2**	**2**	**3**	**3**	**3**	**3**	**3**
Year ending		**1999**	**2000**	**2001**	**2002**	**2003**	**2004**	**2005**	**2006**	**2007**	**2008**	**2009**	**2010**	**2011**	**2012**	**2013**	**2014**
Months		**1 to 12**	**1 to 12**	**1 to 12**	**1 to 12**	**1 to 12**	**1 to 12**	**1 to 12**	**1 to 12**	**1 to 12**	**1 to 12**	**1 to 12**	**1 to 6**	**7 to 6**	**7 to 6**	**7 to 6**	**7 to 6**
Life																	
963	**Life**																
964	High Pressure Mains								120.000	119.000	118.000	117.000	116.000	115.500	114.500	113.500	112.500
965	Medium Pressure Mains								60.000	59.000	58.000	57.000	56.000	55.500	54.500	53.500	52.500
966	Medium / Low Pressure Mains								60.000	59.000	58.000	57.000	56.000	55.500	54.500	53.500	52.500
967	Low Pressure Mains								60.000	59.000	58.000	57.000	56.000	55.500	54.500	53.500	52.500
968	Regulators								40.000	39.000	38.000	37.000	36.000	35.500	34.500	33.500	32.500
969	Secondary Gate Stations								40.000	39.000	38.000	37.000	36.000	35.500	34.500	33.500	32.500
970	Buildings								40.000	39.000	38.000	37.000	36.000	35.500	34.500	33.500	32.500
971	Meter and Services Pipes								25.000	24.000	23.000	22.000	21.000	20.500	19.500	18.500	17.500
972	Equipment & Vehicles								10.000	9.000	8.000	7.000	6.000	5.500	4.500	3.500	2.500
973	Information Technology								5.000	4.000	3.000	2.000	1.000	0.500	-	-	-
974	FRC								5.000	4.000	3.000	2.000	1.000	0.500	-	-	-
975	Land								-	-	-	-	-	-	-	-	-
976																	
Opening Asset Value																	
978	**Opening Value**																
979	High Pressure Mains							-	0.520	0.513	0.507	0.501	0.494	0.492	0.488	0.484	0.479
980	Medium Pressure Mains							-	-	- 0.107	- 0.215	- 0.322	-	-	-	-	-
981	Medium / Low Pressure Mains							-	7.891	7.857	7.823	7.789	7.755	7.686	7.547	7.409	7.270
982	Low Pressure Mains							-	-	-	-	-	-	-	-	-	-
983	Regulators							-	0.112	0.110	0.108	0.106	0.104	0.102	0.099	0.096	0.093
984	Secondary Gate Stations							-	-	- 0.000	- 0.000	- 0.001	-	-	-	-	-
985	Buildings							-	-	- 0.000	- 0.001	- 0.001	-	-	-	-	-
986	Meter and Services Pipes							-	18.589	17.677	16.765	15.852	14.940	14.585	13.873	13.162	12.450
987	Equipment & Vehicles							-	-	-	-	-	-	-	-	-	-
988	Information Technology							-	0.417	- 0.346	- 1.109	- 1.871	-	-	-	-	-
989	FRC							-	-	-	-	-	-	-	-	-	-
990	Land							-	-	-	-	-	-	-	-	-	-
991	Total							-	27.528	25.703	23.878	22.053	23.293	22.865	22.008	21.151	20.293
Capex																	
993	**Capex**																
994	High Pressure Mains							0.520									
995	Medium Pressure Mains							-									
996	Medium / Low Pressure Mains							7.891									
997	Low Pressure Mains							-									
998	Regulators							0.112									
999	Secondary Gate Stations							-									
1000	Buildings							-									
1001	Meter and Services Pipes							18.589									
1002	Equipment & Vehicles							-									
1003	Information Technology							0.417									
1004	FRC							-									
1005	Land							-									
1006	Total							27.528									

Depreciation																
1008	**Depreciation**															
1009																
1010	High Pressure Mains	-	- 0.006	- 0.006	- 0.006	- 0.006	- 0.002	- 0.004	- 0.004	- 0.004	- 0.004					
1011	Medium Pressure Mains	-	- 0.107	- 0.107	- 0.107	- 0.107	-	-	-	-	-					
1012	Medium / Low Pressure Mains	-	- 0.034	- 0.034	- 0.034	- 0.034	- 0.069	- 0.138	- 0.138	- 0.138	- 0.138					
1013	Low Pressure Mains	-	-	-	-	-	-	-	-	-	-					
1014	Regulators	-	- 0.002	- 0.002	- 0.002	- 0.002	- 0.001	- 0.003	- 0.003	- 0.003	- 0.003					
1015	Secondary Gate Stations	-	- 0.000	- 0.000	- 0.000	- 0.000	-	-	-	-	-					
1016	Buildings	-	- 0.000	- 0.000	- 0.000	- 0.000	-	-	-	-	-					
1017	Meter and Services Pipes	-	- 0.912	- 0.912	- 0.912	- 0.912	- 0.356	- 0.711	- 0.711	- 0.711	- 0.711					
1018	Equipment & Vehicles	-	-	-	-	-	-	-	-	-	-					
1019	Information Technology	-	- 0.763	- 0.763	- 0.763	- 0.763	-	-	-	-	-					
1020	FRC	-	-	-	-	-	-	-	-	-	-					
1021	Land	-	-	-	-	-	-	-	-	-	-					
1022	Total	-	- 1.825	- 1.825	- 1.825	- 1.825	- 0.429	- 0.857	- 0.857	- 0.857	- 0.857					
Closing Asset Value																
1024	**Closing Value**															
1025	High Pressure Mains	0.520	0.513	0.507	0.501	0.494	0.492	0.488	0.484	0.479	0.475					
1026	Medium Pressure Mains	-	- 0.107	- 0.215	- 0.322	-	-	-	-	-	-					
1027	Medium / Low Pressure Mains	7.891	7.857	7.823	7.789	7.755	7.686	7.547	7.409	7.270	7.132					
1028	Low Pressure Mains	-	-	-	-	-	-	-	-	-	-					
1029	Regulators	0.112	0.110	0.108	0.106	0.104	0.102	0.099	0.096	0.093	0.091					
1030	Secondary Gate Stations	-	- 0.000	- 0.000	- 0.001	-	-	-	-	-	-					
1031	Buildings	-	- 0.000	- 0.001	- 0.001	-	-	-	-	-	-					
1032	Meter and Services Pipes	18.589	17.677	16.765	15.852	14.940	14.585	13.873	13.162	12.450	11.739					
1033	Equipment & Vehicles	-	-	-	-	-	-	-	-	-	-					
1034	Information Technology	0.417	- 0.346	- 1.109	- 1.871	-	-	-	-	-	-					
1035	FRC	-	-	-	-	-	-	-	-	-	-					
1036	Land	-	-	-	-	-	-	-	-	-	-					
1037	Total	27.528	25.703	23.878	22.053	23.293	22.865	22.008	21.151	20.293	19.436					
Over Depreciation																
1039	**Over Depreciation**															
1040	High Pressure Mains					-										
1041	Medium Pressure Mains					- 0.429										
1042	Medium / Low Pressure Mains					-										
1043	Low Pressure Mains					-										
1044	Regulators					-										
1045	Secondary Gate Stations					- 0.001										
1046	Buildings					- 0.001										
1047	Meter and Services Pipes					-										
1048	Equipment & Vehicles					-										
1049	Information Technology					- 2.634										
1050	FRC					-										
1051	Land					-										
1052	Total					- 3.066										
2006 Capex Account [m$ 31/12/2009]																
Regulatory Period			**1**	**1**	**1**	**1**	**1**	**2**	**2**	**2**	**2**	**2**	**3**	**3**	**3**	**3**	**3**
Year ending		**1999**	**2000**	**2001**	**2002**	**2003**	**2004**	**2005**	**2006**	**2007**	**2008**	**2009**	**2010**	**2011**	**2012**	**2013**	**2014**
Months		**1 to 12**	**1 to 12**	**1 to 12**	**1 to 12**	**1 to 12**	**1 to 12**	**1 to 12**	**1 to 12**	**1 to 12**	**1 to 12**	**1 to 12**	**1 to 6**	**7 to 6**	**7 to 6**	**7 to 6**	**7 to 6**
Life																	
1058	**Life**																
1059	High Pressure Mains									120.000	119.000	118.000	117.000	116.500	115.500	114.500	113.500
1060	Medium Pressure Mains									60.000	59.000	58.000	57.000	56.500	55.500	54.500	53.500
1061	Medium / Low Pressure Mains									60.000	59.000	58.000	57.000	56.500	55.500	54.500	53.500
1062	Low Pressure Mains									60.000	59.000	58.000	57.000	56.500	55.500	54.500	53.500
1063	Regulators									40.000	39.000	38.000	37.000	36.500	35.500	34.500	33.500
1064	Secondary Gate Stations									40.000	39.000	38.000	37.000	36.500	35.500	34.500	33.500
1065	Buildings									40.000	39.000	38.000	37.000	36.500	35.500	34.500	33.500
1066	Meter and Services Pipes									25.000	24.000	23.000	22.000	21.500	20.500	19.500	18.500
1067	Equipment & Vehicles									10.000	9.000	8.000	7.000	6.500	5.500	4.500	3.500
1068	Information Technology									5.000	4.000	3.000	2.000	1.500	0.500	-	-
1069	FRC									5.000	4.000	3.000	2.000	1.500	0.500	-	-
1070	Land									-	-	-	-	-	-	-	-
1071																	

Opening Asset Value										
1073	**Opening Value**									
1074	High Pressure Mains	-	1.547	1.539	1.531	1.523	1.517	1.504	1.491	1.478
1075	Medium Pressure Mains	-	-	- 0.100	- 0.200	-	-	-	-	-
1076	Medium / Low Pressure Mains	-	8.932	8.896	8.861	8.825	8.748	8.593	8.438	8.283
1077	Low Pressure Mains	-	-	-	-	-	-	-	-	-
1078	Regulators	-	0.798	0.795	0.793	0.791	0.780	0.759	0.738	0.716
1079	Secondary Gate Stations	-	-	- 0.000	- 0.000	-	-	-	-	-
1080	Buildings	-	-	- 0.000	- 0.001	-	-	-	-	-
1081	Meter and Services Pipes	-	21.890	21.012	20.133	19.255	18.818	17.942	17.067	16.192
1082	Equipment & Vehicles	-	-	-	-	-	-	-	-	-
1083	Information Technology	-	0.001	- 0.659	- 1.319	-	-	-	-	-
1084	FRC	-	-	-	-	-	-	-	-	-
1085	Land	-	-	-	-	-	-	-	-	-
1086	Total	-	33.168	31.483	29.798	30.395	29.863	28.798	27.734	26.669
Capex										
1088	**Capex**									
1089	High Pressure Mains	1.547								
1090	Medium Pressure Mains	-								
1091	Medium / Low Pressure Mains	8.932								
1092	Low Pressure Mains	-								
1093	Regulators	0.798								
1094	Secondary Gate Stations	-								
1095	Buildings	-								
1096	Meter and Services Pipes	21.890								
1097	Equipment & Vehicles	-								
1098	Information Technology	0.001								
1099	FRC	-								
1100	Land	-								
1101	Total	33.168								
Depreciation										
1103	**Depreciation**									
1104										
1105	High Pressure Mains	-	- 0.008	- 0.008	- 0.008	- 0.007	- 0.013	- 0.013	- 0.013	- 0.013
1106	Medium Pressure Mains	-	- 0.100	- 0.100	- 0.100	-	-	-	-	-
1107	Medium / Low Pressure Mains	-	- 0.036	- 0.036	- 0.036	- 0.077	- 0.155	- 0.155	- 0.155	- 0.155
1108	Low Pressure Mains	-	-	-	-	-	-	-	-	-
1109	Regulators	-	- 0.002	- 0.002	- 0.002	- 0.011	- 0.021	- 0.021	- 0.021	- 0.021
1110	Secondary Gate Stations	-	- 0.000	- 0.000	- 0.000	-	-	-	-	-
1111	Buildings	-	- 0.000	- 0.000	- 0.000	-	-	-	-	-
1112	Meter and Services Pipes	-	- 0.878	- 0.878	- 0.878	- 0.438	- 0.875	- 0.875	- 0.875	- 0.875
1113	Equipment & Vehicles	-	-	-	-	-	-	-	-	-
1114	Information Technology	-	- 0.660	- 0.660	- 0.660	-	-	-	-	-
1115	FRC	-	-	-	-	-	-	-	-	-
1116	Land	-	-	-	-	-	-	-	-	-
1117	Total	-	- 1.685	- 1.685	- 1.685	- 0.532	- 1.064	- 1.064	- 1.064	- 1.064
Closing Asset Value										
1119	**Closing Value**									
1120	High Pressure Mains	1.547	1.539	1.531	1.523	1.517	1.504	1.491	1.478	1.465
1121	Medium Pressure Mains	-	- 0.100	- 0.200	-	-	-	-	-	-
1122	Medium / Low Pressure Mains	8.932	8.896	8.861	8.825	8.748	8.593	8.438	8.283	8.128
1123	Low Pressure Mains	-	-	-	-	-	-	-	-	-
1124	Regulators	0.798	0.795	0.793	0.791	0.780	0.759	0.738	0.716	0.695
1125	Secondary Gate Stations	-	- 0.000	- 0.000	-	-	-	-	-	-
1126	Buildings	-	- 0.000	- 0.001	-	-	-	-	-	-
1127	Meter and Services Pipes	21.890	21.012	20.133	19.255	18.818	17.942	17.067	16.192	15.317
1128	Equipment & Vehicles	-	-	-	-	-	-	-	-	-
1129	Information Technology	0.001	- 0.659	- 1.319	-	-	-	-	-	-
1130	FRC	-	-	-	-	-	-	-	-	-
1131	Land	-	-	-	-	-	-	-	-	-
1132	Total	33.168	31.483	29.798	30.395	29.863	28.798	27.734	26.669	25.605

Over Depreciation																	
1134	**Over Depreciation**																
1135	High Pressure Mains											-					
1136	Medium Pressure Mains											- 0.301					
1137	Medium / Low Pressure Mains											-					
1138	Low Pressure Mains											-					
1139	Regulators											-					
1140	Secondary Gate Stations											- 0.001					
1141	Buildings											- 0.001					
1142	Meter and Services Pipes											-					
1143	Equipment & Vehicles											-					
1144	Information Technology											- 1.979					
1145	FRC											-					
1146	Land											-					
1147	Total											- 2.281					
2007 Capex Account [m$ 31/12/2009]																	
Regulatory Period			**1**	**1**	**1**	**1**	**1**	**2**	**2**	**2**	**2**	**2**	**3**	**3**	**3**	**3**	**3**
Year ending		**1999**	**2000**	**2001**	**2002**	**2003**	**2004**	**2005**	**2006**	**2007**	**2008**	**2009**	**2010**	**2011**	**2012**	**2013**	**2014**
Months		**1 to 12**	**1 to 12**	**1 to 12**	**1 to 12**	**1 to 12**	**1 to 12**	**1 to 12**	**1 to 12**	**1 to 12**	**1 to 12**	**1 to 12**	**1 to 6**	**7 to 6**	**7 to 6**	**7 to 6**	**7 to 6**
Life																	
1153	**Life**																
1154	High Pressure Mains										120.000	119.000	118.000	117.500	116.500	115.500	114.500
1155	Medium Pressure Mains										60.000	59.000	58.000	57.500	56.500	55.500	54.500
1156	Medium / Low Pressure Mains										60.000	59.000	58.000	57.500	56.500	55.500	54.500
1157	Low Pressure Mains										60.000	59.000	58.000	57.500	56.500	55.500	54.500
1158	Regulators										40.000	39.000	38.000	37.500	36.500	35.500	34.500
1159	Secondary Gate Stations										40.000	39.000	38.000	37.500	36.500	35.500	34.500
1160	Buildings										40.000	39.000	38.000	37.500	36.500	35.500	34.500
1161	Meter and Services Pipes										25.000	24.000	23.000	22.500	21.500	20.500	19.500
1162	Equipment & Vehicles										10.000	9.000	8.000	7.500	6.500	5.500	4.500
1163	Information Technology										5.000	4.000	3.000	2.500	1.500	0.500	-
1164	FRC										5.000	4.000	3.000	2.500	1.500	0.500	-
1165	Land										-	-	-	-	-	-	-
1166																	
Opening Asset Value																	
1168	**Opening Value**																
1169	High Pressure Mains							-	1.608	1.600	1.592	1.585	1.572	1.558	1.545		
1170	Medium Pressure Mains							-	-	- 0.084	-	-	-	-	-		
1171	Medium / Low Pressure Mains							-	13.164	13.129	13.095	12.982	12.756	12.530	12.304		
1172	Low Pressure Mains							-	-	-	-	-	-	-	-		
1173	Regulators							-	0.653	0.651	0.649	0.641	0.624	0.607	0.589		
1174	Secondary Gate Stations							-	-	- 0.000	-	-	-	-	-		
1175	Buildings							-	0.042	0.041	0.041	0.041	0.039	0.038	0.037		
1176	Meter and Services Pipes							-	19.392	18.706	18.020	17.629	16.845	16.062	15.278		
1177	Equipment & Vehicles							-	-	-	-	-	-	-	-		
1178	Information Technology							-	-	- 0.554	-	-	-	-	-		
1179	FRC							-	-	-	-	-	-	-	-		
1180	Land							-	-	-	-	-	-	-	-		
1181	Total							-	34.859	33.489	33.397	32.877	31.836	30.795	29.754		
Capex																	
1183	**Capex**																
1184	High Pressure Mains							1.608									
1185	Medium Pressure Mains							-									
1186	Medium / Low Pressure Mains							13.164									
1187	Low Pressure Mains							-									
1188	Regulators							0.653									
1189	Secondary Gate Stations							-									
1190	Buildings							0.042									
1191	Meter and Services Pipes							19.392									
1192	Equipment & Vehicles							-									
1193	Information Technology							-									
1194	FRC							-									
1195	Land							-									
1196	Total							34.859									

Depreciation																
1198	**Depreciation**															
1199																
1200	High Pressure Mains		-	- 0.008	- 0.008	- 0.007	- 0.013	- 0.013	- 0.013	- 0.013						
1201	Medium Pressure Mains		-	- 0.084	- 0.084	-	-	-	-	-						
1202	Medium / Low Pressure Mains		-	- 0.035	- 0.035	- 0.113	- 0.226	- 0.226	- 0.226	- 0.226						
1203	Low Pressure Mains		-	-	-	-	-	-	-	-						
1204	Regulators		-	- 0.002	- 0.002	- 0.009	- 0.017	- 0.017	- 0.017	- 0.017						
1205	Secondary Gate Stations		-	- 0.000	- 0.000	-	-	-	-	-						
1206	Buildings		-	- 0.000	- 0.000	- 0.001	- 0.001	- 0.001	- 0.001	- 0.001						
1207	Meter and Services Pipes		-	- 0.686	- 0.686	- 0.392	- 0.783	- 0.783	- 0.783	- 0.783						
1208	Equipment & Vehicles		-	-	-	-	-	-	-	-						
1209	Information Technology		-	- 0.554	- 0.554	-	-	-	-	-						
1210	FRC		-	-	-	-	-	-	-	-						
1211	Land		-	-	-	-	-	-	-	-						
1212	Total		-	- 1.369	- 1.369	- 0.520	- 1.041	- 1.041	- 1.041	- 1.041						
Closing Asset Value																
1214	**Closing Value**															
1215	High Pressure Mains		1.608	1.600	1.592	1.585	1.572	1.558	1.545	1.531						
1216	Medium Pressure Mains		-	- 0.084	-	-	-	-	-	-						
1217	Medium / Low Pressure Mains		13.164	13.129	13.095	12.982	12.756	12.530	12.304	12.079						
1218	Low Pressure Mains		-	-	-	-	-	-	-	-						
1219	Regulators		0.653	0.651	0.649	0.641	0.624	0.607	0.589	0.572						
1220	Secondary Gate Stations		-	- 0.000	-	-	-	-	-	-						
1221	Buildings		0.042	0.041	0.041	0.041	0.039	0.038	0.037	0.036						
1222	Meter and Services Pipes		19.392	18.706	18.020	17.629	16.845	16.062	15.278	14.495						
1223	Equipment & Vehicles		-	-	-	-	-	-	-	-						
1224	Information Technology		-	- 0.554	-	-	-	-	-	-						
1225	FRC		-	-	-	-	-	-	-	-						
1226	Land		-	-	-	-	-	-	-	-						
1227	Total		34.859	33.489	33.397	32.877	31.836	30.795	29.754	28.713						
Over Depreciation																
1229	**Over Depreciation**															
1230	High Pressure Mains				-											
1231	Medium Pressure Mains				- 0.169											
1232	Medium / Low Pressure Mains				-											
1233	Low Pressure Mains				-											
1234	Regulators				-											
1235	Secondary Gate Stations				- 0.000											
1236	Buildings				-											
1237	Meter and Services Pipes				-											
1238	Equipment & Vehicles				-											
1239	Information Technology				- 1.108											
1240	FRC				-											
1241	Land				-											
1242	Total				- 1.277											
2008 Capex Account [m$ 31/12/2009]																
Regulatory Period			**1**	**1**	**1**	**1**	**1**	**2**	**2**	**2**	**2**	**2**	**3**	**3**	**3**	**3**	**3**
Year ending		**1999**	**2000**	**2001**	**2002**	**2003**	**2004**	**2005**	**2006**	**2007**	**2008**	**2009**	**2010**	**2011**	**2012**	**2013**	**2014**
Months		**1 to 12**	**1 to 12**	**1 to 12**	**1 to 12**	**1 to 12**	**1 to 12**	**1 to 12**	**1 to 12**	**1 to 12**	**1 to 12**	**1 to 12**	**1 to 6**	**7 to 6**	**7 to 6**	**7 to 6**	**7 to 6**
Life																	
1248	**Life**																
1249	High Pressure Mains											120.000	119.000	118.500	117.500	116.500	115.500
1250	Medium Pressure Mains											60.000	59.000	58.500	57.500	56.500	55.500
1251	Medium / Low Pressure Mains											60.000	59.000	58.500	57.500	56.500	55.500
1252	Low Pressure Mains											60.000	59.000	58.500	57.500	56.500	55.500
1253	Regulators											40.000	39.000	38.500	37.500	36.500	35.500
1254	Secondary Gate Stations											40.000	39.000	38.500	37.500	36.500	35.500
1255	Buildings											40.000	39.000	38.500	37.500	36.500	35.500
1256	Meter and Services Pipes											25.000	24.000	23.500	22.500	21.500	20.500
1257	Equipment & Vehicles											10.000	9.000	8.500	7.500	6.500	5.500
1258	Information Technology											5.000	4.000	3.500	2.500	1.500	0.500
1259	FRC											5.000	4.000	3.500	2.500	1.500	0.500
1260	Land											-	-	-	-	-	-
1261																	

Opening Asset Value								
1263	**Opening Value**							
1264	High Pressure Mains	-	3.310	3.303	3.289	3.261	3.234	3.206
1265	Medium Pressure Mains	-	-	-	-	-	-	-
1266	Medium / Low Pressure Mains	-	11.612	11.572	11.474	11.278	11.082	10.886
1267	Low Pressure Mains	-	-	-	-	-	-	-
1268	Regulators	-	0.185	0.183	0.180	0.176	0.171	0.166
1269	Secondary Gate Stations	-	0.013	0.012	0.012	0.012	0.012	0.011
1270	Buildings	-	0.117	0.116	0.115	0.112	0.109	0.106
1271	Meter and Services Pipes	-	17.669	16.864	16.513	15.810	15.107	14.405
1272	Equipment & Vehicles	-	-	-	-	-	-	-
1273	Information Technology	-	2.602	1.803	1.577	1.127	0.676	0.225
1274	FRC	-	-	-	-	-	-	-
1275	Land	-	-	-	-	-	-	-
1276	Total	-	35.508	33.853	33.160	31.775	30.390	29.005
Capex								
1278	**Capex**							
1279	High Pressure Mains	3.310						
1280	Medium Pressure Mains	-						
1281	Medium / Low Pressure Mains	11.612						
1282	Low Pressure Mains	-						
1283	Regulators	0.185						
1284	Secondary Gate Stations	0.013						
1285	Buildings	0.117						
1286	Meter and Services Pipes	17.669						
1287	Equipment & Vehicles	-						
1288	Information Technology	2.602						
1289	FRC	-						
1290	Land	-						
1291	Total	35.508						
Depreciation								
1293	**Depreciation**							
1294								
1295	High Pressure Mains	-	- 0.007	- 0.014	- 0.028	- 0.028	- 0.028	- 0.028
1296	Medium Pressure Mains	-	- 0.096	-	-	-	-	-
1297	Medium / Low Pressure Mains	-	- 0.040	- 0.098	- 0.196	- 0.196	- 0.196	- 0.196
1298	Low Pressure Mains	-	-	-	-	-	-	-
1299	Regulators	-	- 0.002	- 0.002	- 0.005	- 0.005	- 0.005	- 0.005
1300	Secondary Gate Stations	-	- 0.000	- 0.000	- 0.000	- 0.000	- 0.000	- 0.000
1301	Buildings	-	- 0.000	- 0.001	- 0.003	- 0.003	- 0.003	- 0.003
1302	Meter and Services Pipes	-	- 0.805	- 0.351	- 0.703	- 0.703	- 0.703	- 0.703
1303	Equipment & Vehicles	-	-	-	-	-	-	-
1304	Information Technology	-	- 0.800	- 0.225	- 0.451	- 0.451	- 0.451	- 0.225
1305	FRC	-	-	-	-	-	-	-
1306	Land	-	-	-	-	-	-	-
1307	Total	-	- 1.750	- 0.693	- 1.385	- 1.385	- 1.385	- 1.160
Closing Asset Value								
1309	**Closing Value**							
1310	High Pressure Mains	3.310	3.303	3.289	3.261	3.234	3.206	3.178
1311	Medium Pressure Mains	-	-	-	-	-	-	-
1312	Medium / Low Pressure Mains	11.612	11.572	11.474	11.278	11.082	10.886	10.690
1313	Low Pressure Mains	-	-	-	-	-	-	-
1314	Regulators	0.185	0.183	0.180	0.176	0.171	0.166	0.161
1315	Secondary Gate Stations	0.013	0.012	0.012	0.012	0.012	0.011	0.011
1316	Buildings	0.117	0.116	0.115	0.112	0.109	0.106	0.103
1317	Meter and Services Pipes	17.669	16.864	16.513	15.810	15.107	14.405	13.702
1318	Equipment & Vehicles	-	-	-	-	-	-	-
1319	Information Technology	2.602	1.803	1.577	1.127	0.676	0.225	-
1320	FRC	-	-	-	-	-	-	-
1321	Land	-	-	-	-	-	-	-
1322	Total	35.508	33.853	33.160	31.775	30.390	29.005	27.845

Over Depreciation																
1324	**Over Depreciation**															
1325	High Pressure Mains										-					
1326	Medium Pressure Mains										- 0.096					
1327	Medium / Low Pressure Mains										-					
1328	Low Pressure Mains										-					
1329	Regulators										-					
1330	Secondary Gate Stations										-					
1331	Buildings										-					
1332	Meter and Services Pipes										-					
1333	Equipment & Vehicles										-					
1334	Information Technology										-					
1335	FRC										-					
1336	Land										-					
1337	Total										- 0.096					
2009 Capex Account [m$ 31/12/2009]																
Regulatory Period			**1**	**1**	**1**	**1**	**1**	**2**	**2**	**2**	**2**	**2**	**3**	**3**	**3**	**3**	**3**
Year ending		**1999**	**2000**	**2001**	**2002**	**2003**	**2004**	**2005**	**2006**	**2007**	**2008**	**2009**	**2010**	**2011**	**2012**	**2013**	**2014**
Months		**1 to 12**	**1 to 12**	**1 to 12**	**1 to 12**	**1 to 12**	**1 to 12**	**1 to 12**	**1 to 12**	**1 to 12**	**1 to 12**	**1 to 12**	**1 to 6**	**7 to 6**	**7 to 6**	**7 to 6**	**7 to 6**
Life																	
1343	**Life**																
1344	High Pressure Mains												120.000	119.500	118.500	117.500	116.500
1345	Medium Pressure Mains												60.000	59.500	58.500	57.500	56.500
1346	Medium / Low Pressure Mains												60.000	59.500	58.500	57.500	56.500
1347	Low Pressure Mains												60.000	59.500	58.500	57.500	56.500
1348	Regulators												40.000	39.500	38.500	37.500	36.500
1349	Secondary Gate Stations												40.000	39.500	38.500	37.500	36.500
1350	Buildings												40.000	39.500	38.500	37.500	36.500
1351	Meter and Services Pipes												25.000	24.500	23.500	22.500	21.500
1352	Equipment & Vehicles												10.000	9.500	8.500	7.500	6.500
1353	Information Technology												5.000	4.500	3.500	2.500	1.500
1354	FRC												5.000	4.500	3.500	2.500	1.500
1355	Land												-	-	-	-	-
1356																	
Opening Asset Value																	
1358	**Opening Value**																
1359	High Pressure Mains											-	10.367	10.324	10.238	10.151	10.065
1360	Medium Pressure Mains											-	-	-	-	-	-
1361	Medium / Low Pressure Mains											-	8.623	8.551	8.407	8.264	8.120
1362	Low Pressure Mains											-	-	-	-	-	-
1363	Regulators											-	0.726	0.717	0.699	0.681	0.663
1364	Secondary Gate Stations											-	1.657	1.637	1.595	1.554	1.512
1365	Buildings											-	0.150	0.149	0.145	0.141	0.137
1366	Meter and Services Pipes											-	19.026	18.645	17.884	17.123	16.362
1367	Equipment & Vehicles											-	-	-	-	-	-
1368	Information Technology											-	1.883	1.695	1.318	0.941	0.565
1369	FRC											-	-	-	-	-	-
1370	Land											-	-	-	-	-	-
1371	Total											-	42.434	41.718	40.287	38.856	37.425
Capex																	
1373	**Capex**																
1374	High Pressure Mains										10.367						
1375	Medium Pressure Mains										-						
1376	Medium / Low Pressure Mains										8.623						
1377	Low Pressure Mains										-						
1378	Regulators										0.726						
1379	Secondary Gate Stations										1.657						
1380	Buildings										0.150						
1381	Meter and Services Pipes										19.026						
1382	Equipment & Vehicles										-						
1383	Information Technology										1.883						
1384	FRC										-						
1385	Land										-						
1386	Total										42.434						

Depreciation																	
1388	**Depreciation**																
1389																	
1390	High Pressure Mains							-	- 0.043	- 0.086	- 0.086	- 0.086	- 0.086				
1391	Medium Pressure Mains							-	-	-	-	-	-				
1392	Medium / Low Pressure Mains							-	- 0.072	- 0.144	- 0.144	- 0.144	- 0.144				
1393	Low Pressure Mains							-	-	-	-	-	-				
1394	Regulators							-	- 0.009	- 0.018	- 0.018	- 0.018	- 0.018				
1395	Secondary Gate Stations							-	- 0.021	- 0.041	- 0.041	- 0.041	- 0.041				
1396	Buildings							-	- 0.002	- 0.004	- 0.004	- 0.004	- 0.004				
1397	Meter and Services Pipes							-	- 0.381	- 0.761	- 0.761	- 0.761	- 0.761				
1398	Equipment & Vehicles							-	-	-	-	-	-				
1399	Information Technology							-	- 0.188	- 0.377	- 0.377	- 0.377	- 0.377				
1400	FRC							-	-	-	-	-	-				
1401	Land							-	-	-	-	-	-				
1402	Total							-	- 0.716	- 1.431	- 1.431	- 1.431	- 1.431				
Closing Asset Value																	
1404	**Closing Value**																
1405	High Pressure Mains							10.367	10.324	10.238	10.151	10.065	9.979				
1406	Medium Pressure Mains							-	-	-	-	-	-				
1407	Medium / Low Pressure Mains							8.623	8.551	8.407	8.264	8.120	7.976				
1408	Low Pressure Mains							-	-	-	-	-	-				
1409	Regulators							0.726	0.717	0.699	0.681	0.663	0.645				
1410	Secondary Gate Stations							1.657	1.637	1.595	1.554	1.512	1.471				
1411	Buildings							0.150	0.149	0.145	0.141	0.137	0.134				
1412	Meter and Services Pipes							19.026	18.645	17.884	17.123	16.362	15.601				
1413	Equipment & Vehicles							-	-	-	-	-	-				
1414	Information Technology							1.883	1.695	1.318	0.941	0.565	0.188				
1415	FRC							-	-	-	-	-	-				
1416	Land							-	-	-	-	-	-				
1417	Total							42.434	41.718	40.287	38.856	37.425	35.994				
Over Depreciation																	
1419	**Over Depreciation**																
1420	High Pressure Mains							-									
1421	Medium Pressure Mains							-									
1422	Medium / Low Pressure Mains							-									
1423	Low Pressure Mains							-									
1424	Regulators							-									
1425	Secondary Gate Stations							-									
1426	Buildings							-									
1427	Meter and Services Pipes							-									
1428	Equipment & Vehicles							-									
1429	Information Technology							-									
1430	FRC							-									
1431	Land							-									
1432	Total							-									
2010 Capex Account [m$ 31/12/2009]																	
Regulatory Period			**1**	**1**	**1**	**1**	**1**	**2**	**2**	**2**	**2**	**2**	**3**	**3**	**3**	**3**	**3**
Year ending		**1999**	**2000**	**2001**	**2002**	**2003**	**2004**	**2005**	**2006**	**2007**	**2008**	**2009**	**2010**	**2011**	**2012**	**2013**	**2014**
Months		**1 to 12**	**1 to 12**	**1 to 12**	**1 to 12**	**1 to 12**	**1 to 12**	**1 to 12**	**1 to 12**	**1 to 12**	**1 to 12**	**1 to 12**	**1 to 6**	**7 to 6**	**7 to 6**	**7 to 6**	**7 to 6**
Life																	
1438	**Life**																
1439	High Pressure Mains													120.000	119.000	118.000	117.000
1440	Medium Pressure Mains													60.000	59.000	58.000	57.000
1441	Medium / Low Pressure Mains													60.000	59.000	58.000	57.000
1442	Low Pressure Mains													60.000	59.000	58.000	57.000
1443	Regulators													40.000	39.000	38.000	37.000
1444	Secondary Gate Stations													40.000	39.000	38.000	37.000
1445	Buildings													40.000	39.000	38.000	37.000
1446	Meter and Services Pipes													25.000	24.000	23.000	22.000
1447	Equipment & Vehicles													10.000	9.000	8.000	7.000
1448	Information Technology													5.000	4.000	3.000	2.000
1449	FRC													5.000	4.000	3.000	2.000
1450	Land													-	-	-	-
1451																	

Opening Asset Value						
1453	**Opening Value**					
1454	High Pressure Mains	-	9.577	9.497	9.417	9.338
1455	Medium Pressure Mains	-	-	-	-	-
1456	Medium / Low Pressure Mains	-	5.426	5.336	5.245	5.155
1457	Low Pressure Mains	-	-	-	-	-
1458	Regulators	-	0.668	0.651	0.635	0.618
1459	Secondary Gate Stations	-	2.006	1.956	1.906	1.855
1460	Buildings	-	0.454	0.442	0.431	0.420
1461	Meter and Services Pipes	-	9.115	8.750	8.386	8.021
1462	Equipment & Vehicles	-	-	-	-	-
1463	Information Technology	-	3.061	2.449	1.837	1.224
1464	FRC	-	-	-	-	-
1465	Land	-	-	-	-	-
1466	Total	-	30.307	29.082	27.856	26.631
Capex						
1468	**Capex**					
1469	High Pressure Mains	9.577				
1470	Medium Pressure Mains	-				
1471	Medium / Low Pressure Mains	5.426				
1472	Low Pressure Mains	-				
1473	Regulators	0.668				
1474	Secondary Gate Stations	2.006				
1475	Buildings	0.454				
1476	Meter and Services Pipes	9.115				
1477	Equipment & Vehicles	-				
1478	Information Technology	3.061				
1479	FRC	-				
1480	Land	-				
1481	Total	30.307				
Depreciation						
1483	**Depreciation**					
1484						
1485	High Pressure Mains	-	- 0.080	- 0.080	- 0.080	- 0.080
1486	Medium Pressure Mains	-	-	-	-	-
1487	Medium / Low Pressure Mains	-	- 0.090	- 0.090	- 0.090	- 0.090
1488	Low Pressure Mains	-	-	-	-	-
1489	Regulators	-	- 0.017	- 0.017	- 0.017	- 0.017
1490	Secondary Gate Stations	-	- 0.050	- 0.050	- 0.050	- 0.050
1491	Buildings	-	- 0.011	- 0.011	- 0.011	- 0.011
1492	Meter and Services Pipes	-	- 0.365	- 0.365	- 0.365	- 0.365
1493	Equipment & Vehicles	-	-	-	-	-
1494	Information Technology	-	- 0.612	- 0.612	- 0.612	- 0.612
1495	FRC	-	-	-	-	-
1496	Land	-	-	-	-	-
1497	Total	-	- 1.225	- 1.225	- 1.225	- 1.225
Closing Asset Value						
1499	**Closing Value**					
1500	High Pressure Mains	9.577	9.497	9.417	9.338	9.258
1501	Medium Pressure Mains	-	-	-	-	-
1502	Medium / Low Pressure Mains	5.426	5.336	5.245	5.155	5.064
1503	Low Pressure Mains	-	-	-	-	-
1504	Regulators	0.668	0.651	0.635	0.618	0.601
1505	Secondary Gate Stations	2.006	1.956	1.906	1.855	1.805
1506	Buildings	0.454	0.442	0.431	0.420	0.408
1507	Meter and Services Pipes	9.115	8.750	8.386	8.021	7.657
1508	Equipment & Vehicles	-	-	-	-	-
1509	Information Technology	3.061	2.449	1.837	1.224	0.612
1510	FRC	-	-	-	-	-
1511	Land	-	-	-	-	-
1512	Total	30.307	29.082	27.856	26.631	25.406

2011 Capex Account [m$ 31/12/2009]																	
	Regulatory Period		1	1	1	1	1	2	2	2	2	2	3	3	3	3	3
	Year ending	1999	2000	2001	2002	2003	2004	2005	2006	2007	2008	2009	2010	2011	2012	2013	2014
	Months	1 to 12	1 to 12	1 to 12	1 to 12	1 to 12	1 to 12	1 to 12	1 to 12	1 to 12	1 to 12	1 to 12	1 to 6	7 to 6	7 to 6	7 to 6	7 to 6
Life																	
1518	**Life**																
1519	High Pressure Mains														120.000	119.000	118.000
1520	Medium Pressure Mains														60.000	59.000	58.000
1521	Medium / Low Pressure Mains														60.000	59.000	58.000
1522	Low Pressure Mains														60.000	59.000	58.000
1523	Regulators														40.000	39.000	38.000
1524	Secondary Gate Stations														40.000	39.000	38.000
1525	Buildings														40.000	39.000	38.000
1526	Meter and Services Pipes														25.000	24.000	23.000
1527	Equipment & Vehicles														10.000	9.000	8.000
1528	Information Technology														5.000	4.000	3.000
1529	FRC														5.000	4.000	3.000
1530	Land														-	-	-
1531																	
Opening Asset Value																	
1533	**Opening Value**																
1534	High Pressure Mains													-	4.168	4.133	4.098
1535	Medium Pressure Mains													-	-	-	-
1536	Medium / Low Pressure Mains													-	11.544	11.351	11.159
1537	Low Pressure Mains													-	-	-	-
1538	Regulators													-	0.261	0.254	0.248
1539	Secondary Gate Stations													-	0.424	0.413	0.403
1540	Buildings													-	2.057	2.005	1.954
1541	Meter and Services Pipes													-	21.524	20.664	19.803
1542	Equipment & Vehicles													-	0.649	0.584	0.519
1543	Information Technology													-	4.581	3.665	2.749
1544	FRC													-	-	-	-
1545	Land													-	-	-	-
1546	Total													-	45.208	43.070	40.932
Capex																	
1548	**Capex**																
1549	High Pressure Mains												4.168				
1550	Medium Pressure Mains												-				
1551	Medium / Low Pressure Mains												11.544				
1552	Low Pressure Mains												-				
1553	Regulators												0.261				
1554	Secondary Gate Stations												0.424				
1555	Buildings												2.057				
1556	Meter and Services Pipes												21.524				
1557	Equipment & Vehicles												0.649				
1558	Information Technology												4.581				
1559	FRC												-				
1560	Land												-				
1561	Total												45.208				
Depreciation																	
1563	**Depreciation**																
1564																	
1565	High Pressure Mains												-		- 0.035	- 0.035	- 0.035
1566	Medium Pressure Mains												-		-	-	-
1567	Medium / Low Pressure Mains												-		- 0.192	- 0.192	- 0.192
1568	Low Pressure Mains												-		-	-	-
1569	Regulators												-		- 0.007	- 0.007	- 0.007
1570	Secondary Gate Stations												-		- 0.011	- 0.011	- 0.011
1571	Buildings												-		- 0.051	- 0.051	- 0.051
1572	Meter and Services Pipes												-		- 0.861	- 0.861	- 0.861
1573	Equipment & Vehicles												-		- 0.065	- 0.065	- 0.065
1574	Information Technology												-		- 0.916	- 0.916	- 0.916
1575	FRC												-		-	-	-
1576	Land												-		-	-	-
1577	Total												-		- 2.138	- 2.138	- 2.138

Closing Asset Value																	
1579	**Closing Value**																
1580	High Pressure Mains												4.168	4.133	4.098	4.063
1581	Medium Pressure Mains												-	-	-	-
1582	Medium / Low Pressure Mains												11.544	11.351	11.159	10.966
1583	Low Pressure Mains												-	-	-	-
1584	Regulators												0.261	0.254	0.248	0.241
1585	Secondary Gate Stations												0.424	0.413	0.403	0.392
1586	Buildings												2.057	2.005	1.954	1.903
1587	Meter and Services Pipes												21.524	20.664	19.803	18.942
1588	Equipment & Vehicles												0.649	0.584	0.519	0.454
1589	Information Technology												4.581	3.665	2.749	1.832
1590	FRC												-	-	-	-
1591	Land												-	-	-	-
1592	Total												45.208	43.070	40.932	38.794
2012 Capex Account [m$ 31/12/2009]																	
Regulatory Period			**1**	**1**	**1**	**1**	**1**	**2**	**2**	**2**	**2**	**2**	**3**	**3**	**3**	**3**	**3**
Year ending		**1999**	**2000**	**2001**	**2002**	**2003**	**2004**	**2005**	**2006**	**2007**	**2008**	**2009**	**2010**	**2011**	**2012**	**2013**	**2014**
Months		**1 to 12**	**1 to 12**	**1 to 12**	**1 to 12**	**1 to 12**	**1 to 12**	**1 to 12**	**1 to 12**	**1 to 12**	**1 to 12**	**1 to 12**	**1 to 6**	**7 to 6**	**7 to 6**	**7 to 6**	**7 to 6**
Life																	
1598	**Life**																
1599	High Pressure Mains															120.000	119.000
1600	Medium Pressure Mains															60.000	59.000
1601	Medium / Low Pressure Mains															60.000	59.000
1602	Low Pressure Mains															60.000	59.000
1603	Regulators															40.000	39.000
1604	Secondary Gate Stations															40.000	39.000
1605	Buildings															40.000	39.000
1606	Meter and Services Pipes															25.000	24.000
1607	Equipment & Vehicles															10.000	9.000
1608	Information Technology															5.000	4.000
1609	FRC															5.000	4.000
1610	Land															-	-
1611																	
Opening Asset Value																	
1613	**Opening Value**																
1614	High Pressure Mains												-	7.008	6.950		
1615	Medium Pressure Mains												-	-	-		
1616	Medium / Low Pressure Mains												-	12.114	11.912		
1617	Low Pressure Mains												-	-	-		
1618	Regulators												-	0.229	0.223		
1619	Secondary Gate Stations												-	-	-		
1620	Buildings												-	6.691	6.523		
1621	Meter and Services Pipes												-	24.440	23.463		
1622	Equipment & Vehicles												-	-	-		
1623	Information Technology												-	3.456	2.765		
1624	FRC												-	-	-		
1625	Land												-	-	-		
1626	Total												-	53.939	51.836		
Capex																	
1628	**Capex**																
1629	High Pressure Mains												7.008				
1630	Medium Pressure Mains												-				
1631	Medium / Low Pressure Mains												12.114				
1632	Low Pressure Mains												-				
1633	Regulators												0.229				
1634	Secondary Gate Stations												-				
1635	Buildings												6.691				
1636	Meter and Services Pipes												24.440				
1637	Equipment & Vehicles												-				
1638	Information Technology												3.456				
1639	FRC												-				
1640	Land												-				
1641	Total												53.939				

Depreciation																	
1643	**Depreciation**																
1644																	
1645	High Pressure Mains													-	- 0.058	- 0.058
1646	Medium Pressure Mains													-	-	-
1647	Medium / Low Pressure Mains													-	- 0.202	- 0.202
1648	Low Pressure Mains													-	-	-
1649	Regulators													-	- 0.006	- 0.006
1650	Secondary Gate Stations													-	-	-
1651	Buildings													-	- 0.167	- 0.167
1652	Meter and Services Pipes													-	- 0.978	- 0.978
1653	Equipment & Vehicles													-	-	-
1654	Information Technology													-	- 0.691	- 0.691
1655	FRC													-	-	-
1656	Land													-	-	-
1657	Total												-	-	- 2.102	- 2.102
Closing Asset Value																	
1659	**Closing Value**																
1660	High Pressure Mains													7.008	6.950	6.892
1661	Medium Pressure Mains													-	-	-
1662	Medium / Low Pressure Mains													12.114	11.912	11.710
1663	Low Pressure Mains													-	-	-
1664	Regulators													0.229	0.223	0.218
1665	Secondary Gate Stations													-	-	-
1666	Buildings													6.691	6.523	6.356
1667	Meter and Services Pipes													24.440	23.463	22.485
1668	Equipment & Vehicles													-	-	-
1669	Information Technology													3.456	2.765	2.074
1670	FRC													-	-	-
1671	Land													-	-	-
1672	Total													53.939	51.836	49.734
2013 Capex Account [m$ 31/12/2009]																	
Regulatory Period			**1**	**1**	**1**	**1**	**1**	**2**	**2**	**2**	**2**	**2**	**3**	**3**	**3**	**3**	**3**
Year ending		**1999**	**2000**	**2001**	**2002**	**2003**	**2004**	**2005**	**2006**	**2007**	**2008**	**2009**	**2010**	**2011**	**2012**	**2013**	**2014**
Months		**1 to 12**	**1 to 12**	**1 to 12**	**1 to 12**	**1 to 12**	**1 to 12**	**1 to 12**	**1 to 12**	**1 to 12**	**1 to 12**	**1 to 12**	**1 to 6**	**7 to 6**	**7 to 6**	**7 to 6**	**7 to 6**
Life																	
1678	**Life**																
1679	High Pressure Mains																120.000
1680	Medium Pressure Mains																60.000
1681	Medium / Low Pressure Mains																60.000
1682	Low Pressure Mains																60.000
1683	Regulators																40.000
1684	Secondary Gate Stations																40.000
1685	Buildings																40.000
1686	Meter and Services Pipes																25.000
1687	Equipment & Vehicles																10.000
1688	Information Technology																5.000
1689	FRC																5.000
1690	Land																-
1691																	
Opening Asset Value																	
1693	**Opening Value**																
1694	High Pressure Mains														-	10.663	
1695	Medium Pressure Mains														-	-	
1696	Medium / Low Pressure Mains														-	12.058	
1697	Low Pressure Mains														-	-	
1698	Regulators														-	0.267	
1699	Secondary Gate Stations														-	-	
1700	Buildings														-	-	
1701	Meter and Services Pipes														-	24.321	
1702	Equipment & Vehicles														-	-	
1703	Information Technology														-	5.003	
1704	FRC														-	-	
1705	Land														-	-	
1706	Total														-	52.311	

Capex			
1708	**Capex**		
1709	High Pressure Mains	10.663	
1710	Medium Pressure Mains	-	
1711	Medium / Low Pressure Mains	12.058	
1712	Low Pressure Mains	-	
1713	Regulators	0.267	
1714	Secondary Gate Stations	-	
1715	Buildings	-	
1716	Meter and Services Pipes	24.321	
1717	Equipment & Vehicles	-	
1718	Information Technology	5.003	
1719	FRC	-	
1720	Land	-	
1721	Total	52.311	
Depreciation			
1723	**Depreciation**		
1724			
1725	High Pressure Mains	-	- 0.089
1726	Medium Pressure Mains	-	-
1727	Medium / Low Pressure Mains	-	- 0.201
1728	Low Pressure Mains	-	-
1729	Regulators	-	- 0.007
1730	Secondary Gate Stations	-	-
1731	Buildings	-	-
1732	Meter and Services Pipes	-	- 0.973
1733	Equipment & Vehicles	-	-
1734	Information Technology	-	- 1.001
1735	FRC	-	-
1736	Land	-	-
1737	Total	-	- 2.270
Closing Asset Value			
1739	**Closing Value**		
1740	High Pressure Mains	10.663	10.574
1741	Medium Pressure Mains	-	-
1742	Medium / Low Pressure Mains	12.058	11.857
1743	Low Pressure Mains	-	-
1744	Regulators	0.267	0.260
1745	Secondary Gate Stations	-	-
1746	Buildings	-	-
1747	Meter and Services Pipes	24.321	23.348
1748	Equipment & Vehicles	-	-
1749	Information Technology	5.003	4.002
1750	FRC	-	-
1751	Land	-	-
1752	Total	52.311	50.041

2014 Capex Account [m$ 31/12/2009]

Regulatory Period		1	1	1	1	1	2	2	2	2	2	3	3	3	3	3
Year ending	1999	2000	2001	2002	2003	2004	2005	2006	2007	2008	2009	2010	2011	2012	2013	2014
Months	1 to 12	1 to 12	1 to 12	1 to 12	1 to 12	1 to 12	1 to 12	1 to 12	1 to 12	1 to 12	1 to 12	1 to 6	7 to 6	7 to 6	7 to 6	7 to 6
Life																
1758 **Life**																
1759 High Pressure Mains																
1760 Medium Pressure Mains																
1761 Medium / Low Pressure Mains																
1762 Low Pressure Mains																
1763 Regulators																
1764 Secondary Gate Stations																
1765 Buildings																
1766 Meter and Services Pipes																
1767 Equipment & Vehicles																
1768 Information Technology																
1769 FRC																
1770 Land																
1771																

Opening Asset Value		
1773	**Opening Value**	
1774	High Pressure Mains	-
1775	Medium Pressure Mains	-
1776	Medium / Low Pressure Mains	-
1777	Low Pressure Mains	-
1778	Regulators	-
1779	Secondary Gate Stations	-
1780	Buildings	-
1781	Meter and Services Pipes	-
1782	Equipment & Vehicles	-
1783	Information Technology	-
1784	FRC	-
1785	Land	-
1786	Total	-
Capex		
1788	**Capex**	
1789	High Pressure Mains	10.289
1790	Medium Pressure Mains	-
1791	Medium / Low Pressure Mains	12.665
1792	Low Pressure Mains	-
1793	Regulators	0.203
1794	Secondary Gate Stations	-
1795	Buildings	-
1796	Meter and Services Pipes	25.140
1797	Equipment & Vehicles	0.637
1798	Information Technology	1.617
1799	FRC	-
1800	Land	-
1801	Total	50.551
Depreciation		
1803	**Depreciation**	
1804		
1805	High Pressure Mains	-
1806	Medium Pressure Mains	-
1807	Medium / Low Pressure Mains	-
1808	Low Pressure Mains	-
1809	Regulators	-
1810	Secondary Gate Stations	-
1811	Buildings	-
1812	Meter and Services Pipes	-
1813	Equipment & Vehicles	-
1814	Information Technology	-
1815	FRC	-
1816	Land	-
1817	Total	-
Closing Asset Value		
1819	**Closing Value**	
1820	High Pressure Mains	10.289
1821	Medium Pressure Mains	-
1822	Medium / Low Pressure Mains	12.665
1823	Low Pressure Mains	-
1824	Regulators	0.203
1825	Secondary Gate Stations	-
1826	Buildings	-
1827	Meter and Services Pipes	25.140
1828	Equipment & Vehicles	0.637
1829	Information Technology	1.617
1830	FRC	-
1831	Land	-
1832	Total	50.551
1833		

Draft Decision for AGN's Third Access Arrangement

Ref 2	3	4	5	6	7	8	9	10	11	12	13	14	15	16	17	18	19
3	Determination of the Weighted Average Cost of Capital (WACC)		OffGAR		ERA	ERA	ERA	ERA	ERA		WAGN		ERA		WAGN		ERA
4			FD1		FD2 - Lo	FD 2 - Hi	FD 2 Lo + Range*10%	FD 2 Hi - Range*10%	FD 2		AA3		DD 3		Post DD3		FD
5					30-Jun-05	30-Jun-05	30-Jun-05	30-Jun-05	30-Jun-05				30-Jul-10				20-Dec-10
6	Nominal Risk Free Rate (Rfn)		6.27%		5.15%	5.15%	5.15%	5.15%	5.15%		5.59%		5.16%				5.61%
7	Real Risk Free Rate (Rfr)		3.40%		2.58%	2.58%	2.58%	2.58%	2.58%		3.04%		2.50%				2.93%
8	Inflation Rate (I)		2.78%		2.51%	2.51%	2.51%	2.51%	2.51%		2.47%		2.60%		2.60%		2.60%
9	Debt Proportion (D)		60%		60%	60%	60%	60%	60%		60%		60%				60.0%
10	Equity Proportion (E)		40%		40%	40%	40%	40%	40%		40%		40%				40%
11	Cost of Debt; Debt Risk Premium (Drp)				1.230%	1.330%					4.500%		3.293%				3.179%
12	Cost of Debt; Debt Issuing Cost (Disc)				0.080%	0.125%					0.228%		0.125%				0.125%
13	Cost of Debt; Risk Margin (Rm)		1.200%		1.310%	1.455%					4.728%		3.418%				3.304%
14	Australian Market Risk Premium (Rp)		6.00%		5.00%	6.00%					8.00%		6.00%				6.00%
15	Equity Beta (Be)		1.08		0.80	1.00							0.80				0.80
16	Corporate Tax Rate (T)		31%		30%	30%	30%	30%	30%		30%		30%				30%
17	Franking Credit (g)		50%		60.00%	30.00%					20%		60%				53.0%
18	Imputation Adj (G)		81.38%		79.55%	88.61%					92.11%		79.55%				81.49%
19	**Debt**																
20	Nominal Cost of Debt (DPn)		7.47%		6.46%						10.32%		8.58%				8.91%
21	**Equity**																
22	Nominal Pre Tax Cost of Equity (EPn)		15.09%		10.40%	14.11%							11.32%				12.12%
23	Nominal After Tax Cost of Equity (EAn)		12.72%		9.15%	11.15%							9.96%				10.41%
24	**WACC; Pre-tax Officer (Market Practise or Forward Transformation)**																
25	Nominal Pre Tax WACC (WPn)		10.52%		8.04%	5.65%	7.80%	5.88%	9.46%		13.84%		9.67%				10.20%
26	Real Pre Tax WACC (WPr)		7.53%		5.39%	3.06%	5.16%	3.30%	6.78%		11.10%		6.89%		9.60%		7.40%
27	**WACC: Vanilla**																
28	Nominal After Tax WACC		9.57%		7.54%	4.46%							9.13%				9.51%
29	Real After Tax WACC		6.61%		4.91%	1.91%							6.37%				6.74%

Final Decision for AGN's Second Access Arrangement

Ref	3	4	5	6	7	8	9	10	11	12	13	14	15	16	17	18	19	20	21	22	23	24
3												Year ending 31 December							Year Ending 30 June			
Regulatory Period								1	1	1	1	1	2	2	2	2	2	3	3	3	3	3
Year ending							1999	2000	2001	2002	2003	2004	2005	2006	2007	2008	2009	2010	2011	2012	2013	2014
Months							1 to 12	1 to 12	1 to 12	1 to 12	1 to 12	1 to 12	1 to 12	1 to 12	1 to 12	1 to 12	1 to 12	1 to 6	7 to 6	7 to 6	7 to 6	7 to 6
Days							365	366	365	365	365	366	365	365	365	366	365	181	365	366	365	365
8 Cities Inflation																						
9	Actual June and December Forecast Inflation																					
10		June CPI					122.3	126.2	133.8	137.6	141.3	144.8	148.4	154.3	157.5	164.6	167.0		174.0	178.5	183.2	187.9
11		June Inflation						3.19%	6.02%	2.84%	2.69%	2.48%	2.49%	3.98%	2.07%	4.51%	1.46%		1.10%	2.60%	2.60%	2.60%
12	Actual December and December/June Forecast Inflation																					
13		December CPI					124.1	131.3	135.4	139.5	142.8	146.5	150.6	155.5	160.1	166.0	169.5	172.1	176.6	181.2	185.9	190.7
14		December Inflation						5.80%	3.12%	3.03%	2.37%	2.59%	2.80%	3.25%	2.96%	3.69%	2.11%	1.53%	2.60%	2.60%	2.60%	2.60%
Applicable Financial Parameters																						
16	Inflation to Convert from the end of the period to 31/12/2009 $									ACTUAL 1					ACTUAL 2					FORECAST		
17		Inflation Factor					1.366	1.291	1.252	1.215	1.187	1.157	1.125	1.090	1.059	1.021	1.000	0.985	0.960	0.936	0.912	0.889
18	Real Pre-tax WACC																					
19		WACC						7.53%	7.53%	Approved 1			Approved 2					3.61%	FORECAST			
20		Discounting Factor						1.869	1.738	1.616	1.503	1.398	1.300	1.218	1.140	1.068	1.000	0.965	7.40%	7.40%	7.40%	7.40%
Regulatory Period												1	2						0.899	0.837	0.779	0.725
Year ending 31 December												2004	2005									
Months												1 to 12	1 to 12									
Initial Capital Base												ICB as at 31/12/2004										
25	Initial Capital Base		Life 31/12/98		m$ 31/12/04	Over depreciation correction						m$ 31/12/09										
26		High Pressure Mains		106.000	167.768	-						194.107	-									
27		Medium Pressure Mains		51.000	188.693	-						218.317	-									
28		Medium / Low Pressure Mains		41.000	99.150	-						114.716	-									
29		Low Pressure Mains		33.000	27.642	-0.591						31.981	-0.684									
30		Regulators		28.000	9.535	-						11.032	-									
31		Secondary Gate Stations		25.000	1.837	-0.042						2.125	-0.049									
32		Buildings		24.000	1.602	-						1.853	-									
33		Meter and Services Pipes		11.000	35.720	-						41.328	-									
34		Equipment & Vehicles		6.000	2.494	-5.384						2.886	-6.230									
35		Information Technology		6.000	-	-						-	-									
36		FRC		6.000	-	-						-	-									
37		Land		-	5.277	-						6.106	-									
38		Total			539.718	- 6.018						624.452	- 6.962									
Regulatory Period								1	1	1	1	1	2	2	2	2	2	3	3	3	3	3
Year ending 31 December							1999	2000	2001	2002	2003	2004	2005	2006	2007	2008	2009	2010	2011	2012	2013	2014
Months							1 to 12	1 to 12	1 to 12	1 to 12	1 to 12	1 to 12	1 to 12	1 to 12	1 to 12	1 to 12	1 to 12	1 to 6	7 to 6	7 to 6	7 to 6	7 to 6
Vines, New Assets																						
43	CAPEX													Life 31/12/09		m$ 31/12/09						
44		High Pressure Mains												-		-						
45		Medium Pressure Mains												-		-						
46		Medium / Low Pressure Mains												50.340		0.427						
47		Low Pressure Mains												-		-						
48		Regulators												-		-						
49		Secondary Gate Stations												-		-						
50		Buildings												-		-						
51		Meter and Services Pipes												15.340		0.153						
52		Equipment & Vehicles												-		-						
53		Information Technology												-		-						
54		FRC												-		-						
55		Land												-		-						
56		Total														0.580						
Regulatory Period								1	1	1	1	1	2	2	2	2	2	3	3	3	3	3
Year ending 31 December							1999	2000	2001	2002	2003	2004	2005	2006	2007	2008	2009	2010	2011	2012	2013	2014
Months							1 to 12	1 to 12	1 to 12	1 to 12	1 to 12	1 to 12	1 to 12	1 to 12	1 to 12	1 to 12	1 to 12	1 to 6	7 to 6	7 to 6	7 to 6	7 to 6
West Net Energy, New Assets																						
61	CAPEX															Life 30/06/10		m$ 31/12/09				
62		High Pressure Mains														-		-				
63		Medium Pressure Mains														-		-				
64		Medium / Low Pressure Mains														-		-				
65		Low Pressure Mains														-		-				
66		Regulators														-		-				
67		Secondary Gate Stations														-		-				
68		Buildings														35.099		0.249				
69		Meter and Services Pipes														-		-				
70		Equipment & Vehicles														6.537		3.823				
71		Information Technology														4.022		0.042				
72		FRC														-		-				
73		Land														-		-				
74		Total																4.113				
Regulatory Period								1	1	1	1	1	2	2	2	2	2	3	3	3	3	3
Year ending 31 December							1999	2000	2001	2002	2003	2004	2005	2006	2007	2008	2009	2010	2011	2012	2013	2014
Months							1 to 12	1 to 12	1 to 12	1 to 12	1 to 12	1 to 12	1 to 12	1 to 12	1 to 12	1 to 12	1 to 12	1 to 6	7 to 6	7 to 6	7 to 6	7 to 6
Redundant Assets (ICB)																						

Final Decision for AGN's Second Access Arrangement

Ref	3	4	5	6	7	8	9	10	11	12	13	14	15	16	17	18	19	20	21	22	23	24
79	**Redundant Asset**												**ACTUAL 2 [m$ 31/12/2009]**					**FORECAST [m$ 31/12/2009]**				
80	High Pressure Mains												-	-	-	-	-	-	-	-	-	-
81	Medium Pressure Mains												-	-	-	-	-	-	-	-	-	-
82	Medium / Low Pressure Mains												-	-	-	-	-	-	-	-	-	-
83	Low Pressure Mains												-	-	-	-	-	-	-	-	-	-
84	Regulators												-	-	-	-	-	-	-	-	-	-
85	Secondary Gate Stations												-	-	-	-	-	-	-	-	-	-
86	Buildings												-	-	-	-	-	-	-	-	-	-
87	Meter and Services Pipes												-	-	-	-	-	-	-	-	-	-
88	Equipment & Vehicles												-	-	-	-	-	-	-	-	-	-
89	Information Technology												-	-	-	-	-	-	-	-	-	-
90	FRC												-	-	-	-	-	-	-	-	-	-
91	Land												-	-	-	-	-	-	-	-	-	-
92	Total												-	-	-	-	-	-	-	-	-	-
Asset Disposal (ICB)																						
94								**WAGN Inflation from 2005 to 2009 OD to 31/12/09**					**1.160**	**1.108**	**1.074**	**1.028**	**1.014**					
95	**Redundant Asset**							**Using Perth Inflation and (Estim Dec)/(Actual Jun) Adjustment**					**Post DD3 - WAGN ACTUAL 2 [m$ 31/12/2009]**									
96	High Pressure Mains												-	-	-	-	-					
97	Medium Pressure Mains												-	-	-	-	-					
98	Medium / Low Pressure Mains												-	-	-	-	-					
99	Low Pressure Mains												-	-	-	-	-					
100	Regulators												-	-	-	-	-					
101	Secondary Gate Stations												-	-	-	-	-					
102	Buildings												-	-	-	-	1.042					
103	Meter and Services Pipes												-	-	-	-	-					
104	Equipment & Vehicles												-	-	-	-	-					
105	Information Technology												-	-	-	-	-					
106	FRC												-	-	-	-	-					
107	Land												-	-	-	-	3.428					
108	Total												-	-	-	-	4.470					
109	**Redundant Asset**												**ACTUAL 2 [m$ 31/12/2009]**					**FORECAST [m$ 31/12/2009]**				
110	High Pressure Mains												-	-	-	-	-	-	-	-	-	-
111	Medium Pressure Mains												-	-	-	-	-	-	-	-	-	-
112	Medium / Low Pressure Mains												-	-	-	-	-	-	-	-	-	-
113	Low Pressure Mains												-	-	-	-	-	-	-	-	-	-
114	Regulators												-	-	-	-	-	-	-	-	-	-
115	Secondary Gate Stations												-	-	-	-	-	-	-	-	-	-
116	Buildings												-	-	-	-	1.028	-	-	-	-	-
117	Meter and Services Pipes												-	-	-	-	-	-	-	-	-	-
118	Equipment & Vehicles												-	-	-	-	-	-	-	-	-	-
119	Information Technology												-	-	-	-	-	-	-	-	-	-
120	FRC												-	-	-	-	-	-	-	-	-	-
121	Land												-	-	-	-	3.382	-	-	-	-	-
122	Total												-	-	-	-	4.409	-	-	-	-	-
AA2 Asset Adjustment(ICB), Redundant Assets(ICB) & Asset Disposal (ICB)																						
124	**Redundant Asset**												**ACTUAL 2 [m$ 31/12/2009]**					**FORECAST [m$ 31/12/2009]**				
125	High Pressure Mains												-	-	-	-	-	-	-	-	-	-
126	Medium Pressure Mains												-	-	-	-	-	-	-	-	-	-
127	Medium / Low Pressure Mains												-	-	-	-	-	-	-	-	-	-
128	Low Pressure Mains												-	-	-	-	-	-	-	-	-	-
129	Regulators												-	-	-	-	-	-	-	-	-	-
130	Secondary Gate Stations												-	-	-	-	-	-	-	-	-	-
131	Buildings												-	-	-	-	-1.028	-	-	-	-	-
132	Meter and Services Pipes												-	-	-	-	-	-	-	-	-	-
133	Equipment & Vehicles												-	-	-	-	-	-	-	-	-	-
134	Information Technology												-	-	-	-	-	-	-	-	-	-
135	FRC												-	-	-	-	-	-	-	-	-	-
136	Land												-	-	-	-	-3.382	-	-	-	-	-
137	Total												-	-	-	-	- 4.409	-	-	-	-	-
Asset Correction																						
139	**Redundant Asset**												**ACTUAL 2 [m$ 31/12/2004]**					**FORECAST [m$ 31/12/2009]**				
140	High Pressure Mains												-	-	-	-	-	-	-	-	-	-
141	Medium Pressure Mains												-	-	-	-	-	-	-	-	-	-
142	Medium / Low Pressure Mains												-	-	-	-	-	-	-	-	-	-
143	Low Pressure Mains												-0.591	-	-	-	-	-	-	-	-	-
144	Regulators												-	-	-	-	-	-	-	-	-	-
145	Secondary Gate Stations												-0.042	-	-	-	-	-	-	-	-	-
146	Buildings												-	-	-	-	-	-	-	-	-	-
147	Meter and Services Pipes												-	-	-	-	-	-	-	-	-	-
148	Equipment & Vehicles												-5.384	-	-	-	-	-	-	-	-	-
149	Information Technology												-	-	-	-	-	-	-	-	-	-
150	FRC												-	-	-	-	-	-	-	-	-	-
151	Land												-	-	-	-	-	-	-	-	-	-
152	Total												- 6.018	-	-	-	-	-	-	-	-	-
Asset Correction																						
154	**Redundant Asset**												**ACTUAL 2 [m$ 31/12/2009]**					**FORECAST [m$ 31/12/2009]**				

Final Decision for AGN's Second Access Arrangement

Ref	3	4	5	6	7	8	9	10	11	12	13	14	15	16	17	18	19	20	21	22	23	24
155	High Pressure Mains												-	-	-	-	-	-	-	-	-	-
156	Medium Pressure Mains												-	-	-	-	-	-	-	-	-	-
157	Medium / Low Pressure Mains												-	-	-	-	-	-	-	-	-	-
158	Low Pressure Mains												-0.684	-	-	-	-	-	-	-	-	-
159	Regulators												-	-	-	-	-	-	-	-	-	-
160	Secondary Gate Stations												-0.049	-	-	-	-	-	-	-	-	-
161	Buildings												-	-	-	-	-	-	-	-	-	-
162	Meter and Services Pipes												-	-	-	-	-	-	-	-	-	-
163	Equipment & Vehicles												-6.230	-	-	-	-	-	-	-	-	-
164	Information Technology												-	-	-	-	-	-	-	-	-	-
165	FRC												-	-	-	-	-	-	-	-	-	-
166	Land												-	-	-	-	-	-	-	-	-	-
167	Total												- 6.962	-	-	-	-	-	-	-	-	-
Regulatory Period								**1**	**1**	**1**	**1**	**1**	**2**	**2**	**2**	**2**	**2**	**3**	**3**	**3**	**3**	**3**
Year ending 31 December							**1999**	**2000**	**2001**	**2002**	**2003**	**2004**	**2005**	**2006**	**2007**	**2008**	**2009**	**2010**	**2011**	**2012**	**2013**	**2014**
Months							**1 to 12**	**1 to 12**	**1 to 12**	**1 to 12**	**1 to 12**	**1 to 12**	**1 to 12**	**1 to 12**	**1 to 12**	**1 to 12**	**1 to 12**	**1 to 6**	**7 to 6**	**7 to 6**	**7 to 6**	**7 to 6**
Redundant Asset (Vines)																						
172	**Redundant Asset**																	**FORECAST [m$)D]**				
173	High Pressure Mains																	-	-	-	-	-
174	Medium Pressure Mains																	-	-	-	-	-
175	Medium / Low Pressure Mains																	-	-	-	-	-
176	Low Pressure Mains																	-	-	-	-	-
177	Regulators																	-	-	-	-	-
178	Secondary Gate Stations																	-	-	-	-	-
179	Buildings																	-	-	-	-	-
180	Meter and Services Pipes																	-	-	-	-	-
181	Equipment & Vehicles																	-	-	-	-	-
182	Information Technology																	-	-	-	-	-
183	FRC																	-	-	-	-	-
184	Land																	-	-	-	-	-
185	Total																		-	-	-	-
Asset Disposal (Vines)																						
187	**Redundant Asset**																	**FORECAST [m$ OD]**				
188	High Pressure Mains																	-	-	-	-	-
189	Medium Pressure Mains																	-	-	-	-	-
190	Medium / Low Pressure Mains																	-	-	-	-	-
191	Low Pressure Mains																	-	-	-	-	-
192	Regulators																	-	-	-	-	-
193	Secondary Gate Stations																	-	-	-	-	-
194	Buildings																	-	-	-	-	-
195	Meter and Services Pipes																	-	-	-	-	-
196	Equipment & Vehicles																	-	-	-	-	-
197	Information Technology																	-	-	-	-	-
198	FRC																	-	-	-	-	-
199	Land																	-	-	-	-	-
200	Total																	-	-	-	-	-
Redundant Assets & Asset Disposal (Vines)																						
202	**Redundant Asset**																	**FORECAST [m$ 31/12/2009]**				
203	High Pressure Mains																	-	-	-	-	-
204	Medium Pressure Mains																	-	-	-	-	-
205	Medium / Low Pressure Mains																	-	-	-	-	-
206	Low Pressure Mains																	-	-	-	-	-
207	Regulators																	-	-	-	-	-
208	Secondary Gate Stations																	-	-	-	-	-
209	Buildings																	-	-	-	-	-
210	Meter and Services Pipes																	-	-	-	-	-
211	Equipment & Vehicles																	-	-	-	-	-
212	Information Technology																	-	-	-	-	-
213	FRC																	-	-	-	-	-
214	Land																	-	-	-	-	-
215	Total																	-	-	-	-	-
Regulatory Period								**1**	**1**	**1**	**1**	**1**	**2**	**2**	**2**	**2**	**2**	**3**	**3**	**3**	**3**	**3**
Year ending 31 December							**1999**	**2000**	**2001**	**2002**	**2003**	**2004**	**2005**	**2006**	**2007**	**2008**	**2009**	**2010**	**2011**	**2012**	**2013**	**2014**
Months							**1 to 12**	**1 to 12**	**1 to 12**	**1 to 12**	**1 to 12**	**1 to 12**	**1 to 12**	**1 to 12**	**1 to 12**	**1 to 12**	**1 to 12**	**1 to 6**	**7 to 6**	**7 to 6**	**7 to 6**	**7 to 6**
Redundant Asset (West Net)		**Redundant Asset (West Net)**																				
220	**Redundant Asset**																	**FORECAST [m$ OD]**				
221	High Pressure Mains																	-	-	-	-	-
222	Medium Pressure Mains																	-	-	-	-	-
223	Medium / Low Pressure Mains																	-	-	-	-	-
224	Low Pressure Mains																	-	-	-	-	-
225	Regulators																	-	-	-	-	-
226	Secondary Gate Stations																	-	-	-	-	-
227	Buildings																	-	-	-	-	-
228	Meter and Services Pipes																	-	-	-	-	-
229	Equipment & Vehicles																	-	-	-	-	-
230	Information Technology																	-	-	-	-	-

Final Decision for AGN's Second Access Arrangement

Ref	3	4	5	6	7	8	9	10	11	12	13	14	15	16	17	18	19	20	21	22	23	24
231	FRC																	-	-	-	-	-
232	Land																	-	-	-	-	-
233	Total																	-	-	-	-	-
Asset Disposal (West Net)																						
235	**Redundant Asset**																	**FORECAST [m$ OD]**				
236	High Pressure Mains																	-	-	-	-	-
237	Medium Pressure Mains																	-	-	-	-	-
238	Medium / Low Pressure Mains																	-	-	-	-	-
239	Low Pressure Mains																	-	-	-	-	-
240	Regulators																	-	-	-	-	-
241	Secondary Gate Stations																	-	-	-	-	-
242	Buildings																	-	-	-	-	-
243	Meter and Services Pipes																	-	-	-	-	-
244	Equipment & Vehicles																	-	-	-	-	-
245	Information Technology																	-	-	-	-	-
246	FRC																	-	-	-	-	-
247	Land																	-	-	-	-	-
248	Total																	-	-	-	-	-
Redundant Assets & Asset Disposal (West Net)																						
250	**Redundant Asset**																	**FORECAST [m$ 31/12/2009]**				
251	High Pressure Mains																	-	-	-	-	-
252	Medium Pressure Mains																	-	-	-	-	-
253	Medium / Low Pressure Mains																	-	-	-	-	-
254	Low Pressure Mains																	-	-	-	-	-
255	Regulators																	-	-	-	-	-
256	Secondary Gate Stations																	-	-	-	-	-
257	Buildings																	-	-	-	-	-
258	Meter and Services Pipes																	-	-	-	-	-
259	Equipment & Vehicles																	-	-	-	-	-
260	Information Technology																	-	-	-	-	-
261	FRC																	-	-	-	-	-
262	Land																	-	-	-	-	-
263	Total																	-	-	-	-	-
Regulatory Period								1	1	1	1	1	2	2	2	2	2	3	3	3	3	3
Year ending 31 December							1999	2000	2001	2002	2003	2004	2005	2006	2007	2008	2009	2010	2011	2012	2013	2014
Months							1 to 12	1 to 12	1 to 12	1 to 12	1 to 12	1 to 12	1 to 12	1 to 12	1 to 12	1 to 12	1 to 12	1 to 6	7 to 6	7 to 6	7 to 6	7 to 6
ICB Depreciation																						
268	**ICB Depreciation**								**ACTUAL 1 (FA1) [m$ 31/12/2004]**					**ACTUAL 2 [m$ 31/12/2004]**								
269	High Pressure Mains							**1.638**	**1.638**	**1.638**	**1.638**	**1.638**	**1.678**	**1.678**	**1.678**	**1.678**	**1.678**					
270	Medium Pressure Mains							**4.050**	**4.050**	**4.050**	**4.050**	**4.050**	**4.193**	**4.193**	**4.193**	**4.193**	**4.193**					
271	Medium / Low Pressure Mains							**2.873**	**2.873**	**2.873**	**2.873**	**2.873**	**2.833**	**2.833**	**2.833**	**2.833**	**2.833**					
272	Low Pressure Mains							**1.033**	**1.033**	**1.033**	**1.033**	**1.033**	**1.002**	**1.002**	**1.002**	**1.002**	**1.002**					
273	Regulators							**0.387**	**0.387**	**0.387**	**0.387**	**0.387**	**0.433**	**0.433**	**0.433**	**0.433**	**0.433**					
274	Secondary Gate Stations							**0.098**	**0.098**	**0.098**	**0.098**	**0.098**	**0.094**	**0.094**	**0.094**	**0.094**	**0.094**					
275	Buildings							**0.090**	**0.090**	**0.090**	**0.090**	**0.090**	**0.089**	**0.089**	**0.089**	**0.089**	**0.089**					
276	Meter and Services Pipes							**5.321**	**5.321**	**5.321**	**5.321**	**5.321**	**7.144**	**7.144**	**7.144**	**7.144**	**7.144**					
277	Equipment & Vehicles							**3.058**	**3.058**	**3.058**	**3.058**	**3.058**	**-**	**-**	**-**	**-**	**-**					
278	Information Technology							**-**	**-**	**-**	**-**	**-**	**-**	**-**	**-**	**-**	**-**					
279	FRC							**-**	**-**	**-**	**-**	**-**	**-**	**-**	**-**	**-**	**-**					
280	Land							**-**	**-**	**-**	**-**	**-**	**-**	**-**	**-**	**-**	**-**					
281	Total							18.549	18.549	18.549	18.549	18.549	17.467	17.467	17.467	17.467	17.467					
282	**ICB Depreciation**								**ACTUAL 1 (FA1) [m$ 31/12/2009]**					**ACTUAL 2 [m$ 31/12/2009]**								
283	High Pressure Mains							1.895	1.895	1.895	1.895	1.895	1.941	1.941	1.941	1.941	1.941					
284	Medium Pressure Mains							4.686	4.686	4.686	4.686	4.686	4.851	4.851	4.851	4.851	4.851					
285	Medium / Low Pressure Mains							3.324	3.324	3.324	3.324	3.324	3.278	3.278	3.278	3.278	3.278					
286	Low Pressure Mains							1.196	1.196	1.196	1.196	1.196	1.159	1.159	1.159	1.159	1.159					
287	Regulators							0.448	0.448	0.448	0.448	0.448	0.501	0.501	0.501	0.501	0.501					
288	Secondary Gate Stations							0.114	0.114	0.114	0.114	0.114	0.109	0.109	0.109	0.109	0.109					
289	Buildings							0.105	0.105	0.105	0.105	0.105	0.103	0.103	0.103	0.103	0.103					
290	Meter and Services Pipes							6.156	6.156	6.156	6.156	6.156	8.266	8.266	8.266	8.266	8.266					
291	Equipment & Vehicles							3.538	3.538	3.538	3.538	3.538	-	-	-	-	-					
292	Information Technology							-	-	-	-	-	-	-	-	-	-					
293	FRC							-	-	-	-	-	-	-	-	-	-					
294	Land							-	-	-	-	-	-	-	-	-	-					
295	Total												20.209	20.209	20.209	20.209	20.209					
Regulatory Period								1	1	1	1	1	2	2	2	2	2	3	3	3	3	3
Year ending 31 December							1999	2000	2001	2002	2003	2004	2005	2006	2007	2008	2009	2010	2011	2012	2013	2014
Months							1 to 12	1 to 12	1 to 12	1 to 12	1 to 12	1 to 12	1 to 12	1 to 12	1 to 12	1 to 12	1 to 12	1 to 6	7 to 6	7 to 6	7 to 6	7 to 6
Approved CAPEX																						
300	**CAPEX**								**Approved 1 [m$ 31/12/2004]**					**Approved 2 [m$ 31/12/2004]**								
301	High Pressure Mains							**1.029**	**1.749**	**-**	**-**	**-**	**0.657**	**0.829**	**0.829**	**0.744**	**3.318**					
302	Medium Pressure Mains							**4.669**	**3.599**	**4.277**	**6.943**	**9.095**	**5.567**	**5.197**	**4.382**	**4.959**	**4.345**					
303	Medium / Low Pressure Mains							**2.151**	**1.271**	**0.084**	**-**	**0.035**	**1.757**	**1.848**	**1.803**	**2.061**	**2.061**					
304	Low Pressure Mains							**-**	**-**	**-**	**-**	**-**	**-**	**-**	**-**	**-**	**-**					
305	Regulators							**0.017**	**0.139**	**-**	**-**	**0.003**	**0.075**	**0.074**	**0.069**	**0.085**	**0.085**					
306	Secondary Gate Stations							**-**	**-**	**-**	**-**	**-**	**0.008**	**0.007**	**0.007**	**0.009**	**0.009**					

Final Decision for AGN's Second Access Arrangement

Ref	3	4	5	6	7	8	9	10	11	12	13	14	15	16	17	18	19	20	21	22	23	24
307	Buildings							-	0.052	-	-	-	0.013	0.013	0.012	0.015	0.015					
308	Meter and Services Pipes							10.628	9.301	18.221	17.556	15.962	19.710	18.974	14.815	17.392	17.421					
309	Equipment & Vehicles							-	-	-	-	-	0.356	0.349	0.327	0.403	0.403					
310	Information Technology							3.563	0.670	0.378	0.348	0.987	3.296	2.852	2.394	3.456	2.227					
311	FRC							0.000	0.004	1.796	3.138	7.003	-	-	-	-	-					
312	Land							0.268	0.199	-	-	-	0.095	0.093	0.087	0.107	0.107					
313	Total							22.326	16.984	24.756	27.985	33.085	31.532	30.236	24.726	29.231	29.991					
314	CAPEX							Approved 1 [m$ 31/12/2009]					Approved 2 [m$ 31/12/2009]									
315	High Pressure Mains							1.191	2.024	-	-	-	0.760	0.960	0.960	0.861	3.839					
316	Medium Pressure Mains							5.402	4.164	4.948	8.033	10.522	6.441	6.013	5.070	5.737	5.027					
317	Medium / Low Pressure Mains							2.489	1.470	0.098	-	0.041	2.033	2.138	2.086	2.384	2.384					
318	Low Pressure Mains							-	-	-	-	-	-	-	-	-	-					
319	Regulators							0.020	0.161	-	-	0.003	0.087	0.086	0.080	0.099	0.099					
320	Secondary Gate Stations							-	-	-	-	-	0.009	0.009	0.008	0.010	0.010					
321	Buildings							-	0.060	-	-	-	0.015	0.015	0.014	0.017	0.017					
322	Meter and Services Pipes							12.297	10.761	21.082	20.313	18.468	22.804	21.952	17.141	20.122	20.156					
323	Equipment & Vehicles							-	-	-	-	-	0.412	0.404	0.379	0.467	0.467					
324	Information Technology							4.123	0.775	0.437	0.403	1.142	3.814	3.300	2.770	3.999	2.576					
325	FRC							0.000	0.005	2.078	3.630	8.103	-	-	-	-	-					
326	Land							0.310	0.230	-	-	-	0.109	0.107	0.101	0.124	0.124					
327	Total							25.831	19.650	28.643	32.379	38.279	36.483	34.983	28.608	33.821	34.699					
Regulatory Period								1	1	1	1	1	2	2	2	2	2	3	3	3	3	3
Year ending 31 December							1999	2000	2001	2002	2003	2004	2005	2006	2007	2008	2009	2010	2011	2012	2013	2014
Months							1 to 12	1 to 12	1 to 12	1 to 12	1 to 12	1 to 12	1 to 12	1 to 12	1 to 12	1 to 12	1 to 12	1 to 6	7 to 6	7 to 6	7 to 6	7 to 6
Actual & Forecast CAPEX																						
332	Post DD3 - CAPEX							ACTUAL 1 (FA1) [m$ 31/12/2004]					Post DD3 - ACTUAL 2 [m$ OD]					Post DD3 - FORECAST [m$ 31/12/2009]				
333	High Pressure Mains							1.364	1.875	-	-	-	0.462	1.420	1.519	3.242	10.367	9.577	4.168	7.008	10.663	10.289
334	Medium Pressure Mains							5.623	3.906	4.463	7.017	9.120	-	-	-	-	-	-	-	-	-	-
335	Medium / Low Pressure Mains							2.157	1.276	0.085	-	0.035	7.011	8.194	12.434	11.372	8.623	5.426	11.544	12.114	12.058	12.665
336	Low Pressure Mains							-	-	-	-	-	-	-	-	-	-	-	-	-	-	-
337	Regulators							0.183	0.168	0.015	-	0.006	0.100	0.732	0.617	0.181	0.726	0.668	0.261	0.229	0.267	0.203
338	Secondary Gate Stations							0.024	0.013	-	-	-	-	-	-	0.012	1.657	2.006	0.424	-	-	-
339	Buildings							-	0.064	-	-	-	-	-	0.039	0.114	0.150	0.454	2.057	6.691	-	-
340	Meter and Services Pipes							13.612	10.787	19.281	18.241	16.290	16.516	20.082	18.316	17.304	19.026	9.115	21.524	24.440	24.321	25.140
341	Equipment & Vehicles							1.228	0.263	0.005	0.180	0.078	-	-	-	-	-	-	0.649	-	-	0.637
342	Information Technology							3.563	0.670	0.378	0.348	0.987	0.370	0.001	-	2.549	1.883	3.061	4.581	3.456	5.003	1.617
343	FRC							0.000	0.004	1.796	3.138	7.003	-	-	-	-	-	-	-	-	-	-
344	Land							0.268	0.199	-	-	-	-	-	-	-	-	-	-	-	-	-
345	Total							28.024	19.225	26.023	28.924	33.520	24.459	30.428	32.926	34.775	42.434	30.307	45.208	53.939	52.311	50.551
346	CAPEX						Life	ACTUAL 1 (FA1) [m$ 31/12/2009]					Modelled ACTUAL 2 [m$ 31/12/2009]					Modelled FORECAST [m$ 31/12/2009]				
347	High Pressure Mains						120.000	1.578	2.169	-	-	-	0.520	1.547	1.608	3.310	10.367	9.577	4.168	7.008	10.663	10.289
348	Medium Pressure Mains						60.000	6.506	4.519	5.164	8.119	10.552	-	-	-	-	-	-	-	-	-	-
349	Medium / Low Pressure Mains						60.000	2.496	1.476	0.098	-	0.041	7.891	8.932	13.164	11.612	8.623	5.426	11.544	12.114	12.058	12.665
350	Low Pressure Mains						60.000	-	-	-	-	-	-	-	-	-	-	-	-	-	-	-
351	Regulators						40.000	0.211	0.194	0.017	-	0.007	0.112	0.798	0.653	0.185	0.726	0.668	0.261	0.229	0.267	0.203
352	Secondary Gate Stations						40.000	0.028	0.015	-	-	-	-	-	-	0.013	1.657	2.006	0.424	-	-	-
353	Buildings						40.000	-	0.074	-	-	-	-	-	0.042	0.117	0.150	0.454	2.057	6.691	-	-
354	Meter and Services Pipes						25.000	15.749	12.481	22.308	21.104	18.847	18.589	21.890	19.392	17.669	19.026	9.115	21.524	24.440	24.321	25.140
355	Equipment & Vehicles						10.000	1.421	0.305	0.006	0.209	0.090	-	-	-	-	-	-	0.649	-	-	0.637
356	Information Technology						5.000	4.123	0.775	0.437	0.403	1.142	0.417	0.001	-	2.602	1.883	3.061	4.581	3.456	5.003	1.617
357	FRC						5.000	0.000	0.005	2.078	3.630	8.103	-	-	-	-	-	-	-	-	-	-
358	Land						-	0.310	0.230	-	-	-	-	-	-	-	-	-	-	-	-	-
359	Total							32.423	22.243	30.109	33.465	38.782	27.528	33.168	34.859	35.508	42.434	30.307	45.208	53.939	52.311	50.551
Regulatory Period								1	1	1	1	1	2	2	2	2	2	3	3	3	3	3
Year ending 31 December							1999	2000	2001	2002	2003	2004	2005	2006	2007	2008	2009	2010	2011	2012	2013	2014
Months							1 to 12	1 to 12	1 to 12	1 to 12	1 to 12	1 to 12	1 to 12	1 to 12	1 to 12	1 to 12	1 to 12	1 to 6	7 to 6	7 to 6	7 to 6	7 to 6
Redundant Assets (New Facility Investment)																						
364	Redundant Asset							ACTUAL 1 (FA1) [m$ 31/12/2009]					ACTUAL 2 [m$ 31/12/2009]					FORECAST [m$ 31/12/2009]				
365	High Pressure Mains							-	-	-	-	-	-	-	-	-	-	-	-	-	-	-
366	Medium Pressure Mains							-	-	-	-	-	-	-	-	-	-	-	-	-	-	-
367	Medium / Low Pressure Mains							-	-	-	-	-	-	-	-	-	-	-	-	-	-	-
368	Low Pressure Mains							-	-	-	-	-	-	-	-	-	-	-	-	-	-	-
369	Regulators							-	-	-	-	-	-	-	-	-	-	-	-	-	-	-
370	Secondary Gate Stations							-	-	-	-	-	-	-	-	-	-	-	-	-	-	-
371	Buildings							-	-	-	-	-	-	-	-	-	-	-	-	-	-	-
372	Meter and Services Pipes							-	-	-	-	-	-	-	-	-	-	-	-	-	-	-
373	Equipment & Vehicles							-	-	-	-	-	-	-	-	-	-	-	-	-	-	-
374	Information Technology							-	-	-	-	-	-	-	-	-	-	-	-	-	-	-
375	FRC							-	-	-	-	-	-	-	-	-	-	-	-	-	-	-
376	Land							-	-	-	-	-	-	-	-	-	-	-	-	-	-	-
377	Total							-	-	-	-	-	-	-	-	-	-	-	-	-	-	-
Asset Disposal (New Facility Investment)																						
379	Redundant Asset							ACTUAL 1 (FA1) [m$ 31/12/2009]					ACTUAL 2 [m$ 31/12/2009]					FORECAST [m$ 31/12/2009]				
380	High Pressure Mains							-	-	-	-	-	-	-	-	-	-	-	-	-	-	-
381	Medium Pressure Mains							-	-	-	-	-	-	-	-	-	-	-	-	-	-	-
382	Medium / Low Pressure Mains							-	-	-	-	-	-	-	-	-	-	-	-	-	-	-

Final Decision for AGN's Second Access Arrangement

Ref	3	4	5	6	7	8	9	10	11	12	13	14	15	16	17	18	19	20	21	22	23	24
383	Low Pressure Mains							-	-	-	-	-	-	-	-	-	-	-	-	-	-	-
384	Regulators							-	-	-	-	-	-	-	-	-	-	-	-	-	-	-
385	Secondary Gate Stations							-	-	-	-	-	-	-	-	-	-	-	-	-	-	-
386	Buildings							-	-	-	-	-	-	-	-	-	-	-	-	-	-	-
387	Meter and Services Pipes							-	-	-	-	-	-	-	-	-	-	-	-	-	-	-
388	Equipment & Vehicles							-	-	-	-	-	-	-	-	-	-	-	-	-	-	-
389	Information Technology							-	-	-	-	-	-	-	-	-	-	-	-	-	-	-
390	FRC							-	-	-	-	-	-	-	-	-	-	-	-	-	-	-
391	Land							-	-	-	-	-	-	-	-	-	-	-	-	-	-	-
392	Total							-	-	-	-	-	-	-	-	-	-	-	-	-	-	-
Addition To Capital Base (NGR 82, 84 & 86)																						
394	**Additions**							**ACTUAL 1 (FA1) [m$ 31/12/2009]**					**ACTUAL 2 [m$ 31/12/2009]**					**FORECAST [m$ 31/12/2009]**				
395	High Pressure Mains							-	-	-	-	-	-	-	-	-	-	-	-	-	-	-
396	Medium Pressure Mains							-	-	-	-	-	-	-	-	-	-	-	-	-	-	-
397	Medium / Low Pressure Mains							-	-	-	-	-	-	-	-	-	-	-	-	-	-	-
398	Low Pressure Mains							-	-	-	-	-	-	-	-	-	-	-	-	-	-	-
399	Regulators							-	-	-	-	-	-	-	-	-	-	-	-	-	-	-
400	Secondary Gate Stations							-	-	-	-	-	-	-	-	-	-	-	-	-	-	-
401	Buildings							-	-	-	-	-	-	-	-	-	-	-	-	-	-	-
402	Meter and Services Pipes							-	-	-	-	-	-	-	-	-	-	-	-	-	-	-
403	Equipment & Vehicles							-	-	-	-	-	-	-	-	-	-	-	-	-	-	-
404	Information Technology							-	-	-	-	-	-	-	-	-	-	-	-	-	-	-
405	FRC							-	-	-	-	-	-	-	-	-	-	-	-	-	-	-
406	Land							-	-	-	-	-	-	-	-	-	-	-	-	-	-	-
407	Total							-	-	-	-	-	-	-	-	-	-	-	-	-	-	-
Redundant Assets, Asset Disposal & Addition To Capital Base (New Facility Investment)																						
409	**Redundant Asset**							**ACTUAL 1 (FA1) [m$ 31/12/2009]**					**ACTUAL 2 [m$ 31/12/2009]**					**FORECAST [m$ 31/12/2009]**				
410	High Pressure Mains							-	-	-	-	-	-	-	-	-	-	-	-	-	-	-
411	Medium Pressure Mains							-	-	-	-	-	-	-	-	-	-	-	-	-	-	-
412	Medium / Low Pressure Mains							-	-	-	-	-	-	-	-	-	-	-	-	-	-	-
413	Low Pressure Mains							-	-	-	-	-	-	-	-	-	-	-	-	-	-	-
414	Regulators							-	-	-	-	-	-	-	-	-	-	-	-	-	-	-
415	Secondary Gate Stations							-	-	-	-	-	-	-	-	-	-	-	-	-	-	-
416	Buildings							-	-	-	-	-	-	-	-	-	-	-	-	-	-	-
417	Meter and Services Pipes							-	-	-	-	-	-	-	-	-	-	-	-	-	-	-
418	Equipment & Vehicles							-	-	-	-	-	-	-	-	-	-	-	-	-	-	-
419	Information Technology							-	-	-	-	-	-	-	-	-	-	-	-	-	-	-
420	FRC							-	-	-	-	-	-	-	-	-	-	-	-	-	-	-
421	Land							-	-	-	-	-	-	-	-	-	-	-	-	-	-	-
422	Total							-	-	-	-	-	-	-	-	-	-	-	-	-	-	-
Regulatory Period								**1**	**1**	**1**	**1**	**1**	**2**	**2**	**2**	**2**	**2**	**3**	**3**	**3**	**3**	**3**
Year ending 31 December							**1999**	**2000**	**2001**	**2002**	**2003**	**2004**	**2005**	**2006**	**2007**	**2008**	**2009**	**2010**	**2011**	**2012**	**2013**	**2014**
Months							**1 to 12**	**1 to 12**	**1 to 12**	**1 to 12**	**1 to 12**	**1 to 12**	**1 to 12**	**1 to 12**	**1 to 12**	**1 to 12**	**1 to 12**	**1 to 6**	**7 to 6**	**7 to 6**	**7 to 6**	**7 to 6**
Capex Depreciation																						
427	**2000 Capex Depreciation**							**ACTUAL 1 (FA1) [m$ 31/12/2004]**					**ACTUAL 2 [m$ 31/12/2004]**									
428	High Pressure Mains							**0.067**	**0.067**	**0.067**	**0.067**	**0.067**	**0.011**	**0.011**	**0.011**	**0.011**	**0.011**					
429	Medium Pressure Mains							**0.191**	**0.191**	**0.191**	**0.191**	**0.191**	**0.094**	**0.094**	**0.094**	**0.094**	**0.094**					
430	Medium / Low Pressure Mains							**0.001**	**0.001**	**0.001**	**0.001**	**0.001**	**0.036**	**0.036**	**0.036**	**0.036**	**0.036**					
431	Low Pressure Mains							**0.024**	**0.024**	**0.024**	**0.024**	**0.024**	**-**	**-**	**-**	**-**	**-**					
432	Regulators							**0.033**	**0.033**	**0.033**	**0.033**	**0.033**	**0.005**	**0.005**	**0.005**	**0.005**	**0.005**					
433	Secondary Gate Stations							**0.009**	**0.009**	**0.009**	**0.009**	**0.009**	**-**	**0.000**	**-**	**-**	**-**					
434	Buildings							**0.002**	**0.002**	**0.002**	**0.002**	**0.002**	**-**	**-**	**-**	**-**	**-**					
435	Meter and Services Pipes							**0.597**	**0.597**	**0.597**	**0.597**	**0.597**	**0.544**	**0.544**	**0.544**	**0.544**	**0.544**					
436	Equipment & Vehicles							**0.693**	**0.693**	**0.693**	**0.693**	**0.693**	**-**	**-**	**-**	**-**	**-**					
437	Information Technology							**-**	**-**	**-**	**-**	**-**	**0.713**	**0.713**	**0.713**	**0.713**	**0.713**					
438	FRC							**-**	**-**	**-**	**-**	**-**	**0.000**	**0.000**	**0.000**	**0.000**	**0.000**					
439	Land							**-**	**-**	**-**	**-**	**-**	**-**	**-**	**-**	**-**	**-**					
440	Total							1.617	1.617	1.617	1.617	1.617	1.403	1.403	1.403	1.403	1.403					
441	**2000 Capex Depreciation**							**ACTUAL 1 (FA1) [m$ 31/12/2009]**					**ACTUAL 2 [m$ 31/12/2009]**									
442	High Pressure Mains							0.077	0.077	0.077	0.077	0.077	0.013	0.013	0.013	0.013	0.013					
443	Medium Pressure Mains							0.221	0.221	0.221	0.221	0.221	0.108	0.108	0.108	0.108	0.108					
444	Medium / Low Pressure Mains							0.001	0.001	0.001	0.001	0.001	0.042	0.042	0.042	0.042	0.042					
445	Low Pressure Mains							0.028	0.028	0.028	0.028	0.028	-	-	-	-	-					
446	Regulators							0.038	0.038	0.038	0.038	0.038	0.005	0.005	0.005	0.005	0.005					
447	Secondary Gate Stations							0.010	0.010	0.010	0.010	0.010	-	0.000	-	-	-					
448	Buildings							0.002	0.002	0.002	0.002	0.002	-	-	-	-	-					
449	Meter and Services Pipes							0.690	0.690	0.690	0.690	0.690	0.630	0.630	0.630	0.630	0.630					
450	Equipment & Vehicles							0.802	0.802	0.802	0.802	0.802	-	-	-	-	-					
451	Information Technology							-	-	-	-	-	0.825	0.825	0.825	0.825	0.825					
452	FRC							-	-	-	-	-	0.000	0.000	0.000	0.000	0.000					
453	Land							-	-	-	-	-	-	-	-	-	-					
454	Total							1.871	1.871	1.871	1.871	1.871	1.623	1.623	1.623	1.623	1.623					
455	**2001 Capex Depreciation**							**ACTUAL 1 (FA1) [m$ 31/12/2004]**					**ACTUAL 2 [m$ 31/12/2004]**									
456	High Pressure Mains							**-**	**0.031**	**0.031**	**0.031**	**0.031**	**0.016**	**0.016**	**0.016**	**0.016**	**0.016**					
457	Medium Pressure Mains							**-**	**0.077**	**0.077**	**0.077**	**0.077**	**0.065**	**0.065**	**0.065**	**0.065**	**0.065**					
458	Medium / Low Pressure Mains							**-**	**0.001**	**0.001**	**0.001**	**0.001**	**0.021**	**0.021**	**0.021**	**0.021**	**0.021**					

Final Decision for AGN's Second Access Arrangement

Ref	3	4	5	6	7	8	9	10	11	12	13	14	15	16	17	18	19	20	21	22	23	24
459	Low Pressure Mains							-	0.046	0.046	0.046	0.046	-	-	-	-	-					
460	Regulators							-	0.007	0.007	0.007	0.007	0.005	0.005	0.005	0.005	0.005					
461	Secondary Gate Stations							-	0.009	0.009	0.009	0.009	-	-	-	-	-					
462	Buildings							-	0.003	0.003	0.003	0.003	0.002	0.002	0.002	0.002	0.002					
463	Meter and Services Pipes							-	0.372	0.372	0.372	0.372	0.431	0.431	0.431	0.431	0.431					
464	Equipment & Vehicles							-	0.559	0.559	0.559	0.559	-	0.000	-	-	-					
465	Information Technology							-	-	-	-	-	0.134	0.134	0.134	0.134	0.134					
466	FRC							-	-	-	-	-	0.001	0.001	0.001	0.001	0.001					
467	Land							-	-	-	-	-	-	-	-	-	-					
468	Total							-	1.104	1.104	1.104	1.104	0.675	0.675	0.675	0.675	0.675					
469	**2001 Capex Depreciation**								ACTUAL 1 (FA1) [m$ 31/12/2009]					ACTUAL 2 [m$ 31/12/2009]								
470	High Pressure Mains							-	0.036	0.036	0.036	0.036	0.018	0.018	0.018	0.018	0.018					
471	Medium Pressure Mains							-	0.089	0.089	0.089	0.089	0.075	0.075	0.075	0.075	0.075					
472	Medium / Low Pressure Mains							-	0.001	0.001	0.001	0.001	0.025	0.025	0.025	0.025	0.025					
473	Low Pressure Mains							-	0.053	0.053	0.053	0.053	-	-	-	-	-					
474	Regulators							-	0.008	0.008	0.008	0.008	0.005	0.005	0.005	0.005	0.005					
475	Secondary Gate Stations							-	0.010	0.010	0.010	0.010	-	-	-	-	-					
476	Buildings							-	0.003	0.003	0.003	0.003	0.002	0.002	0.002	0.002	0.002					
477	Meter and Services Pipes							-	0.430	0.430	0.430	0.430	0.499	0.499	0.499	0.499	0.499					
478	Equipment & Vehicles							-	0.646	0.646	0.646	0.646	-	0.000	-	-	-					
479	Information Technology							-	-	-	-	-	0.155	0.155	0.155	0.155	0.155					
480	FRC							-	-	-	-	-	0.001	0.001	0.001	0.001	0.001					
481	Land							-	-	-	-	-	-	-	-	-	-					
482	Total							-	1.278	1.278	1.278	1.278	0.781	0.781	0.781	0.781	0.781					
483	**2002 Capex Depreciation**								ACTUAL 1 (FA1) [m$ 31/12/2004]					ACTUAL 2 [m$ 31/12/2004]								
484	High Pressure Mains							-	-	0.029	0.029	0.029	-	-	-	-	-					
485	Medium Pressure Mains							-	-	0.062	0.062	0.062	0.074	0.074	0.074	0.074	0.074					
486	Medium / Low Pressure Mains							-	-	0.000	0.000	0.000	0.001	0.001	0.001	0.001	0.001					
487	Low Pressure Mains							-	-	0.047	0.047	0.047	-	-	-	-	-					
488	Regulators							-	-	0.009	0.009	0.009	-	-	-	-	-					
489	Secondary Gate Stations							-	-	0.000	0.000	0.000	-	-	-	-	-					
490	Buildings							-	-	0.003	0.003	0.003	-	-	-	-	-					
491	Meter and Services Pipes							-	-	0.353	0.353	0.353	0.771	0.771	0.771	0.771	0.771					
492	Equipment & Vehicles							-	-	0.233	0.233	0.233	-	-	-	-	-					
493	Information Technology							-	-	-	-	-	0.076	0.076	0.076	0.076	0.076					
494	FRC							-	-	-	-	-	0.359	0.359	0.359	0.359	0.359					
495	Land							-	-	-	-	-	-	-	-	-	-					
496	Total							-	-	0.736	0.736	0.736	1.282	1.282	1.282	1.282	1.282					
497	**2002 Capex Depreciation**								ACTUAL 1 (FA1) [m$ 31/12/2009]					ACTUAL 2 [m$ 31/12/2009]								
498	High Pressure Mains							-	-	0.034	0.034	0.034	-	-	-	-	-					
499	Medium Pressure Mains							-	-	0.072	0.072	0.072	0.086	0.086	0.086	0.086	0.086					
500	Medium / Low Pressure Mains							-	-	0.000	0.000	0.000	0.002	0.002	0.002	0.002	0.002					
501	Low Pressure Mains							-	-	0.054	0.054	0.054	-	-	-	-	-					
502	Regulators							-	-	0.010	0.010	0.010	-	-	-	-	-					
503	Secondary Gate Stations							-	-	0.000	0.000	0.000	-	-	-	-	-					
504	Buildings							-	-	0.003	0.003	0.003	-	-	-	-	-					
505	Meter and Services Pipes							-	-	0.409	0.409	0.409	0.892	0.892	0.892	0.892	0.892					
506	Equipment & Vehicles							-	-	0.269	0.269	0.269	-	-	-	-	-					
507	Information Technology							-	-	-	-	-	0.087	0.087	0.087	0.087	0.087					
508	FRC							-	-	-	-	-	0.416	0.416	0.416	0.416	0.416					
509	Land							-	-	-	-	-	-	-	-	-	-					
510	Total							-	-	0.852	0.852	0.852	1.483	1.483	1.483	1.483	1.483					
511	**2003 Capex Depreciation**								ACTUAL 1 (FA1) [m$ 31/12/2004]					ACTUAL 2 [m$ 31/12/2004]								
512	High Pressure Mains							-	-	-	0.025	0.025	-	-	-	-	-					
513	Medium Pressure Mains							-	-	-	0.037	0.037	0.117	0.117	0.117	0.117	0.117					
514	Medium / Low Pressure Mains							-	-	-	0.000	0.000	-	-	-	-	-					
515	Low Pressure Mains							-	-	-	0.048	0.048	-	-	-	-	-					
516	Regulators							-	-	-	0.007	0.007	-	-	-	-	-					
517	Secondary Gate Stations							-	-	-	0.000	0.000	-	-	-	-	-					
518	Buildings							-	-	-	0.003	0.003	-	-	-	-	-					
519	Meter and Services Pipes							-	-	-	0.342	0.342	0.730	0.730	0.730	0.730	0.730					
520	Equipment & Vehicles							-	-	-	0.250	0.250	-	-	-	-	-					
521	Information Technology							-	-	-	-	-	0.070	0.070	0.070	0.070	0.070					
522	FRC							-	-	-	-	-	0.628	0.628	0.628	0.628	0.628					
523	Land							-	-	-	-	-	-	-	-	-	-					
524	Total							-	-	-	0.713	0.713	1.544	1.544	1.544	1.544	1.544					
525	**2003 Capex Depreciation**								ACTUAL 1 (FA1) [m$ 31/12/2009]					ACTUAL 2 [m$ 31/12/2009]								
526	High Pressure Mains							-	-	-	0.029	0.029	-	-	-	-	-					
527	Medium Pressure Mains							-	-	-	0.043	0.043	0.135	0.135	0.135	0.135	0.135					
528	Medium / Low Pressure Mains							-	-	-	0.000	0.000	-	-	-	-	-					
529	Low Pressure Mains							-	-	-	0.055	0.055	-	-	-	-	-					
530	Regulators							-	-	-	0.008	0.008	-	-	-	-	-					
531	Secondary Gate Stations							-	-	-	0.000	0.000	-	-	-	-	-					
532	Buildings							-	-	-	0.003	0.003	-	-	-	-	-					
533	Meter and Services Pipes							-	-	-	0.396	0.396	0.844	0.844	0.844	0.844	0.844					
534	Equipment & Vehicles							-	-	-	0.289	0.289	-	-	-	-	-					

Final Decision for AGN's Second Access Arrangement

Ref	3	4	5	6	7	8	9	10	11	12	13	14	15	16	17	18	19	20	21	22	23	24
535	Information Technology							-	-	-	-	-	0.081	0.081	0.081	0.081	0.081					
536	FRC							-	-	-	-	-	0.726	0.726	0.726	0.726	0.726					
537	Land							-	-	-	-	-	-	-	-	-	-					
538	Total							-	-	-	0.825	0.825	1.786	1.786	1.786	1.786	1.786					
539	**2004 Capex Depreciation**								**ACTUAL 1 (FA1) [m$ 31/12/2004]**					**ACTUAL 2 [m$ 31/12/2004]**								
540	High Pressure Mains							**-**	**-**	**-**	**-**	**0.021**	**-**	**-**	**-**	**-**	**-**					
541	Medium Pressure Mains							**-**	**-**	**-**	**-**	**0.025**	**0.152**	**0.152**	**0.152**	**0.152**	**0.152**					
542	Medium / Low Pressure Mains							**-**	**-**	**-**	**-**	**0.000**	**0.001**	**0.001**	**0.001**	**0.001**	**0.001**					
543	Low Pressure Mains							**-**	**-**	**-**	**-**	**0.049**	**-**	**-**	**-**	**-**	**-**					
544	Regulators							**-**	**-**	**-**	**-**	**0.004**	**-**	**-**	**-**	**-**	**-**					
545	Secondary Gate Stations							**-**	**-**	**-**	**-**	**0.000**	**-**	**-**	**-**	**-**	**-**					
546	Buildings							**-**	**-**	**-**	**-**	**0.003**	**-**	**-**	**-**	**-**	**-**					
547	Meter and Services Pipes							**-**	**-**	**-**	**-**	**0.328**	**0.652**	**0.652**	**0.652**	**0.652**	**0.652**					
548	Equipment & Vehicles							**-**	**-**	**-**	**-**	**0.240**	**-**	**0.000**	**-**	**-**	**-**					
549	Information Technology							**-**	**-**	**-**	**-**	**-**	**0.197**	**0.197**	**0.197**	**0.197**	**0.197**					
550	FRC							**-**	**-**	**-**	**-**	**-**	**1.401**	**1.401**	**1.401**	**1.401**	**1.401**					
551	Land							**-**	**-**	**-**	**-**	**-**	**-**	**-**	**-**	**-**	**-**					
552	Total							-	-	-	-	0.671	2.402	2.402	2.402	2.402	2.402					
553	**2004 Capex Depreciation**								**ACTUAL 1 (FA1) [m$ 31/12/2009]**					**ACTUAL 2 [m$ 31/12/2009]**								
554	High Pressure Mains							-	-	-	-	0.024	-	-	-	-	-					
555	Medium Pressure Mains							-	-	-	-	0.029	0.176	0.176	0.176	0.176	0.176					
556	Medium / Low Pressure Mains							-	-	-	-	0.000	0.001	0.001	0.001	0.001	0.001					
557	Low Pressure Mains							-	-	-	-	0.057	-	-	-	-	-					
558	Regulators							-	-	-	-	0.004	-	-	-	-	-					
559	Secondary Gate Stations							-	-	-	-	0.000	-	-	-	-	-					
560	Buildings							-	-	-	-	0.003	-	-	-	-	-					
561	Meter and Services Pipes							-	-	-	-	0.380	0.754	0.754	0.754	0.754	0.754					
562	Equipment & Vehicles							-	-	-	-	0.278	-	0.000	-	-	-					
563	Information Technology							-	-	-	-	-	0.228	0.228	0.228	0.228	0.228					
564	FRC							-	-	-	-	-	1.621	1.621	1.621	1.621	1.621					
565	Land							-	-	-	-	-	-	-	-	-	-					
566	Total							-	-	-	-	0.776	2.779	2.779	2.779	2.779	2.779					
567	**2005 Capex Depreciation**								**ACTUAL 1 (FA1) [m$ 31/12/2004]**					**ACTUAL 2 [m$ 31/12/2004]**								
568	High Pressure Mains							**-**	**-**	**-**	**-**	**-**	**-**	**0.005**	**0.005**	**0.005**	**0.005**					
569	Medium Pressure Mains							**-**	**-**	**-**	**-**	**-**	**-**	**0.093**	**0.093**	**0.093**	**0.093**					
570	Medium / Low Pressure Mains							**-**	**-**	**-**	**-**	**-**	**-**	**0.029**	**0.029**	**0.029**	**0.029**					
571	Low Pressure Mains							**-**	**-**	**-**	**-**	**-**	**-**	**-**	**-**	**-**	**-**					
572	Regulators							**-**	**-**	**-**	**-**	**-**	**-**	**0.002**	**0.002**	**0.002**	**0.002**					
573	Secondary Gate Stations							**-**	**-**	**-**	**-**	**-**	**-**	**0.000**	**0.000**	**0.000**	**0.000**					
574	Buildings							**-**	**-**	**-**	**-**	**-**	**-**	**0.000**	**0.000**	**0.000**	**0.000**					
575	Meter and Services Pipes							**-**	**-**	**-**	**-**	**-**	**-**	**0.788**	**0.788**	**0.788**	**0.788**					
576	Equipment & Vehicles							**-**	**-**	**-**	**-**	**-**	**-**	**-**	**-**	**-**	**-**					
577	Information Technology							**-**	**-**	**-**	**-**	**-**	**-**	**0.659**	**0.659**	**0.659**	**0.659**					
578	FRC							**-**	**-**	**-**	**-**	**-**	**-**	**-**	**-**	**-**	**-**					
579	Land							**-**	**-**	**-**	**-**	**-**	**-**	**-**	**-**	**-**	**-**					
580	Total							-	-	-	-	-	-	1.578	1.578	1.578	1.578					
581	**2005 Capex Depreciation**								**ACTUAL 1 (FA1) [m$ 31/12/2009]**					**ACTUAL 2 [m$ 31/12/2009]**								
582	High Pressure Mains							-	-	-	-	-	-	0.006	0.006	0.006	0.006					
583	Medium Pressure Mains							-	-	-	-	-	-	0.107	0.107	0.107	0.107					
584	Medium / Low Pressure Mains							-	-	-	-	-	-	0.034	0.034	0.034	0.034					
585	Low Pressure Mains							-	-	-	-	-	-	-	-	-	-					
586	Regulators							-	-	-	-	-	-	0.002	0.002	0.002	0.002					
587	Secondary Gate Stations							-	-	-	-	-	-	0.000	0.000	0.000	0.000					
588	Buildings							-	-	-	-	-	-	0.000	0.000	0.000	0.000					
589	Meter and Services Pipes							-	-	-	-	-	-	0.912	0.912	0.912	0.912					
590	Equipment & Vehicles							-	-	-	-	-	-	-	-	-	-					
591	Information Technology							-	-	-	-	-	-	0.763	0.763	0.763	0.763					
592	FRC							-	-	-	-	-	-	-	-	-	-					
593	Land							-	-	-	-	-	-	-	-	-	-					
594	Total							-	-	-	-	-	-	1.825	1.825	1.825	1.825					
595	**2006 Capex Depreciation**								**ACTUAL 1 (FA1) [m$ 31/12/2004]**					**ACTUAL 2 [m$ 31/12/2004]**								
596	High Pressure Mains							**-**	**-**	**-**	**-**	**-**	**-**	**-**	**0.007**	**0.007**	**0.007**					
597	Medium Pressure Mains							**-**	**-**	**-**	**-**	**-**	**-**	**-**	**0.087**	**0.087**	**0.087**					
598	Medium / Low Pressure Mains							**-**	**-**	**-**	**-**	**-**	**-**	**-**	**0.031**	**0.031**	**0.031**					
599	Low Pressure Mains							**-**	**-**	**-**	**-**	**-**	**-**	**-**	**-**	**-**	**-**					
600	Regulators							**-**	**-**	**-**	**-**	**-**	**-**	**-**	**0.002**	**0.002**	**0.002**					
601	Secondary Gate Stations							**-**	**-**	**-**	**-**	**-**	**-**	**-**	**0.000**	**0.000**	**0.000**					
602	Buildings							**-**	**-**	**-**	**-**	**-**	**-**	**-**	**0.000**	**0.000**	**0.000**					
603	Meter and Services Pipes							**-**	**-**	**-**	**-**	**-**	**-**	**-**	**0.759**	**0.759**	**0.759**					
604	Equipment & Vehicles							**-**	**-**	**-**	**-**	**-**	**-**	**-**	**-**	**-**	**-**					
605	Information Technology							**-**	**-**	**-**	**-**	**-**	**-**	**-**	**0.570**	**0.570**	**0.570**					
606	FRC							**-**	**-**	**-**	**-**	**-**	**-**	**-**	**-**	**-**	**-**					
607	Land							**-**	**-**	**-**	**-**	**-**	**-**	**-**	**-**	**-**	**-**					
608	Total							-	-	-	-	-	-	-	1.456	1.456	1.456					
609	**2006 Capex Depreciation**								**ACTUAL 1 (FA1) [m$ 31/12/2009]**					**ACTUAL 2 [m$ 31/12/2009]**								
610	High Pressure Mains							-	-	-	-	-	-	-	0.008	0.008	0.008					

Final Decision for AGN's Second Access Arrangement

Ref	3	4	5	6	7	8	9	10	11	12	13	14	15	16	17	18	19	20	21	22	23	24
611	Medium Pressure Mains							-	-	-	-	-	-	-	0.100	0.100	0.100					
612	Medium / Low Pressure Mains							-	-	-	-	-	-	-	0.036	0.036	0.036					
613	Low Pressure Mains							-	-	-	-	-	-	-	-	-	-					
614	Regulators							-	-	-	-	-	-	-	0.002	0.002	0.002					
615	Secondary Gate Stations							-	-	-	-	-	-	-	0.000	0.000	0.000					
616	Buildings							-	-	-	-	-	-	-	0.000	0.000	0.000					
617	Meter and Services Pipes							-	-	-	-	-	-	-	0.878	0.878	0.878					
618	Equipment & Vehicles							-	-	-	-	-	-	-	-	-	-					
619	Information Technology							-	-	-	-	-	-	-	0.660	0.660	0.660					
620	FRC							-	-	-	-	-	-	-	-	-	-					
621	Land							-	-	-	-	-	-	-	-	-	-					
622	Total							-	-	-	-	-	-	-	1.685	1.685	1.685					
623	**2007 Capex Depreciation**							**ACTUAL 1 (FA1) [m$ 31/12/2004]**					**ACTUAL 2 [m$ 31/12/2004]**									
624	High Pressure Mains							**-**	**-**	**-**	**-**	**-**	**-**	**-**	**-**	**0.007**	**0.007**					
625	Medium Pressure Mains							**-**	**-**	**-**	**-**	**-**	**-**	**-**	**-**	**0.073**	**0.073**					
626	Medium / Low Pressure Mains							**-**	**-**	**-**	**-**	**-**	**-**	**-**	**-**	**0.030**	**0.030**					
627	Low Pressure Mains							**-**	**-**	**-**	**-**	**-**	**-**	**-**	**-**	**-**	**-**					
628	Regulators							**-**	**-**	**-**	**-**	**-**	**-**	**-**	**-**	**0.002**	**0.002**					
629	Secondary Gate Stations							**-**	**-**	**-**	**-**	**-**	**-**	**-**	**-**	**0.000**	**0.000**					
630	Buildings							**-**	**-**	**-**	**-**	**-**	**-**	**-**	**-**	**0.000**	**0.000**					
631	Meter and Services Pipes							**-**	**-**	**-**	**-**	**-**	**-**	**-**	**-**	**0.593**	**0.593**					
632	Equipment & Vehicles							**-**	**-**	**-**	**-**	**-**	**-**	**-**	**-**	**-**	**-**					
633	Information Technology							**-**	**-**	**-**	**-**	**-**	**-**	**-**	**-**	**0.479**	**0.479**					
634	FRC							**-**	**-**	**-**	**-**	**-**	**-**	**-**	**-**	**-**	**-**					
635	Land							**-**	**-**	**-**	**-**	**-**	**-**	**-**								
636	Total							-	-	-	-	-	-	-	-	1.184	1.184					
637	**2007 Capex Depreciation**							**ACTUAL 1 (FA1) [m$ 31/12/2009]**					**ACTUAL 2 [m$ 31/12/2009]**									
638	High Pressure Mains							-	-	-	-	-	-	-	-	0.008	0.008					
639	Medium Pressure Mains							-	-	-	-	-	-	-	-	0.084	0.084					
640	Medium / Low Pressure Mains							-	-	-	-	-	-	-	-	0.035	0.035					
641	Low Pressure Mains							-	-	-	-	-	-	-	-	-	-					
642	Regulators							-	-	-	-	-	-	-	-	0.002	0.002					
643	Secondary Gate Stations							-	-	-	-	-	-	-	-	0.000	0.000					
644	Buildings							-	-	-	-	-	-	-	-	0.000	0.000					
645	Meter and Services Pipes							-	-	-	-	-	-	-	-	0.686	0.686					
646	Equipment & Vehicles							-	-	-	-	-	-	-	-	-	-					
647	Information Technology							-	-	-	-	-	-	-	-	0.554	0.554					
648	FRC							-	-	-	-	-	-	-	-	-	-					
649	Land							-	-	-	-	-	-	-	-	-	-					
650	Total							-	-	-	-	-	-	-	-	1.369	1.369					
651	**2008 Capex Depreciation**							**ACTUAL 1 (FA1) [m$ 31/12/2004]**					**ACTUAL 2 [m$ 31/12/2004]**									
652	High Pressure Mains							**-**	**-**	**-**	**-**	**-**	**-**	**-**	**-**	**-**	**0.006**					
653	Medium Pressure Mains							**-**	**-**	**-**	**-**	**-**	**-**	**-**	**-**	**-**	**0.083**					
654	Medium / Low Pressure Mains							**-**	**-**	**-**	**-**	**-**	**-**	**-**	**-**	**-**	**0.034**					
655	Low Pressure Mains							**-**	**-**	**-**	**-**	**-**	**-**	**-**	**-**	**-**	**-**					
656	Regulators							**-**	**-**	**-**	**-**	**-**	**-**	**-**	**-**	**-**	**0.002**					
657	Secondary Gate Stations							**-**	**-**	**-**	**-**	**-**	**-**	**-**	**-**	**-**	**0.000**					
658	Buildings							**-**	**-**	**-**	**-**	**-**	**-**	**-**	**-**	**-**	**0.000**					
659	Meter and Services Pipes							**-**	**-**	**-**	**-**	**-**	**-**	**-**	**-**	**-**	**0.696**					
660	Equipment & Vehicles							**-**	**-**	**-**	**-**	**-**	**-**	**-**	**-**	**-**	**-**					
661	Information Technology							**-**	**-**	**-**	**-**	**-**	**-**	**-**	**-**	**-**	**0.691**					
662	FRC							**-**	**-**	**-**	**-**	**-**	**-**	**-**	**-**	**-**	**-**					
663	Land							**-**	**-**	**-**	**-**	**-**	**-**	**-**	**-**	**-**	**-**					
664	Total							-	-	-	-	-	-	-	-	-	1.513					
665	**2008 Capex Depreciation**							**ACTUAL 1 (FA1) [m$ 31/12/2009]**					**ACTUAL 2 [m$ 31/12/2009]**									
666	High Pressure Mains							-	-	-	-	-	-	-	-	-	0.007					
667	Medium Pressure Mains							-	-	-	-	-	-	-	-	-	0.096					
668	Medium / Low Pressure Mains							-	-	-	-	-	-	-	-	-	0.040					
669	Low Pressure Mains							-	-	-	-	-	-	-	-	-	-					
670	Regulators							-	-	-	-	-	-	-	-	-	0.002					
671	Secondary Gate Stations							-	-	-	-	-	-	-	-	-	0.000					
672	Buildings							-	-	-	-	-	-	-	-	-	0.000					
673	Meter and Services Pipes							-	-	-	-	-	-	-	-	-	0.805					
674	Equipment & Vehicles							-	-	-	-	-	-	-	-	-	-					
675	Information Technology							-	-	-	-	-	-	-	-	-	0.800					
676	FRC							-	-	-	-	-	-	-	-	-	-					
677	Land							-	-	-	-	-	-	-	-	-	-					
678	Total							-	-	-	-	-	-	-	-	-	1.750					
679	**2009 Capex Depreciation**							**ACTUAL 1 (FA1) [m$ 31/12/2004]**					**ACTUAL 2 [m$ 31/12/2004]**									
680	High Pressure Mains							**-**	**-**	**-**	**-**	**-**	**-**	**-**	**-**	**-**	**-**					
681	Medium Pressure Mains							**-**	**-**	**-**	**-**	**-**	**-**	**-**	**-**	**-**	**-**					
682	Medium / Low Pressure Mains							**-**	**-**	**-**	**-**	**-**	**-**	**-**	**-**	**-**	**-**					
683	Low Pressure Mains							**-**	**-**	**-**	**-**	**-**	**-**	**-**	**-**	**-**	**-**					
684	Regulators							**-**	**-**	**-**	**-**	**-**	**-**	**-**	**-**	**-**	**-**					
685	Secondary Gate Stations							**-**	**-**	**-**	**-**	**-**	**-**	**-**	**-**	**-**	**-**					
686	Buildings							**-**	**-**	**-**	**-**	**-**	**-**	**-**	**-**	**-**	**-**					

Final Decision for AGN's Second Access Arrangement

Ref	3	4	5	6	7	8	9	10	11	12	13	14	15	16	17	18	19	20	21	22	23	24
687	Meter and Services Pipes							-	-	-	-	-	-	-	-	-	-					
688	Equipment & Vehicles							-	-	-	-	-	-	-	-	-	-					
689	Information Technology							-	-	-	-	-	-	-	-	-	-					
690	FRC							-	-	-	-	-	-	-	-	-	-					
691	Land							-	-	-	-	-	-	-	-	-	-					
692	Total							-	-	-	-	-	-	-	-	-	-					
693	**2009 Capex Depreciation**							**ACTUAL 1 (FA1) [m$ 31/12/2009]**					**ACTUAL 2 [m$ 31/12/2009]**									
694	High Pressure Mains							-	-	-	-	-	-	-	-	-	-					
695	Medium Pressure Mains							-	-	-	-	-	-	-	-	-	-					
696	Medium / Low Pressure Mains							-	-	-	-	-	-	-	-	-	-					
697	Low Pressure Mains							-	-	-	-	-	-	-	-	-	-					
698	Regulators							-	-	-	-	-	-	-	-	-	-					
699	Secondary Gate Stations							-	-	-	-	-	-	-	-	-	-					
700	Buildings							-	-	-	-	-	-	-	-	-	-					
701	Meter and Services Pipes							-	-	-	-	-	-	-	-	-	-					
702	Equipment & Vehicles							-	-	-	-	-	-	-	-	-	-					
703	Information Technology							-	-	-	-	-	-	-	-	-	-					
704	FRC							-	-	-	-	-	-	-	-	-	-					
705	Land							-	-	-	-	-	-	-	-	-	-					
706	Total							-	-	-	-	-	-	-	-	-	-					
Regulatory Period								**1**	**1**	**1**	**1**	**1**	**2**	**2**	**2**	**2**	**2**	**3**	**3**	**3**	**3**	**3**
Year ending 31 December							**1999**	**2000**	**2001**	**2002**	**2003**	**2004**	**2005**	**2006**	**2007**	**2008**	**2009**	**2010**	**2011**	**2012**	**2013**	**2014**
Months							**1 to 12**	**1 to 12**	**1 to 12**	**1 to 12**	**1 to 12**	**1 to 12**	**1 to 12**	**1 to 12**	**1 to 12**	**1 to 12**	**1 to 12**	**1 to 6**	**7 to 6**	**7 to 6**	**7 to 6**	**7 to 6**
OPEX																						
711	**OPEX**							**Approved 1 [m$ 31/12/1999]**					**Approved 2 [m$ 31/12/2004]**									
712	Network												**22.525**	**21.699**	**20.820**	**20.307**	**20.086**					
713	Marketing												**1.030**	**1.030**	**1.030**	**1.030**	**1.030**					
714	Corporate												**5.030**	**5.030**	**5.030**	**5.030**	**5.030**					
715	IT												**6.542**	**6.542**	**6.542**	**6.542**	**6.542**					
716	FRC												**1.339**	**1.339**	**1.339**	**1.339**	**1.339**					
717	Regulatory Cost												**0.739**	**0.741**	**0.744**	**0.748**	**0.748**					
718	Ancillary Services												-	-	-	-	-					
719	UAFG												**2.928**	**3.042**	**3.145**	**3.136**	**3.175**					
720	Total							**36.211**	**34.471**	**34.021**	**33.703**	**33.776**	40.132	39.422	38.650	38.131	37.950					
721	**OPEX**							**ACTUAL 1 [m$ 31/12/2009 using Perth CPI from 30/6/03**					**Approved 2 [m$ 31/12/2009]**									
722	Network							**31.685**	**28.263**	**24.931**	**27.491**	**27.335**	26.061	25.105	24.088	23.495	23.240					
723	Marketing							**2.179**	**2.921**	**1.500**	**1.398**	**1.593**	1.192	1.192	1.192	1.192	1.192					
724	Corporate							**10.277**	**9.743**	**9.777**	**8.527**	**7.734**	5.819	5.819	5.819	5.819	5.819					
725	IT							**6.862**	**5.871**	**5.226**	**6.066**	**5.945**	7.569	7.569	7.569	7.569	7.569					
726	FRC							**-**	**-**	**-**	**-**	**0.797**	1.549	1.549	1.549	1.549	1.549					
727	Regulatory Cost							**-**	**-**	**-**	**-**	**-**	0.855	0.858	0.861	0.865	0.865					
728	Ancillary Services							**-**	**-**	**-**	**-**	**-**	-	-	-	-	-					
729	UAFG							**3.008**	**3.293**	**3.499**	**3.502**	**3.643**	3.387	3.519	3.639	3.628	3.674					
730	Total							54.010	50.091	44.932	46.984	47.047	46.432	45.611	44.718	44.117	43.907					
731								**WAGN Inflation from 2005 to 2009 OD to 31/12/09**					**1.160**	**1.108**	**1.074**	**1.028**	**1.014**					
732	**Post DD3 - OPEX**							**Using Perth Inflation and (Estim Dec)/(Actual Jun) Adjustment**					**Post DD3 - WAGN ACTUAL 2 [m$ 31/12/2009]**					**Post DD3 - FORECAST [m$ 31/12/2009]**				
733	Network												**25.575**	**26.554**	**24.355**	**23.476**	**24.635**	**20.716**	**27.471**	**28.229**	**28.402**	**27.852**
734	Marketing												**0.332**	**0.367**	**0.351**	**0.239**	**0.401**	**0.177**	**2.598**	**1.086**	**1.091**	**1.097**
735	Corporate												**5.941**	**5.904**	**6.764**	**4.552**	**6.364**	**3.983**	**7.966**	**7.966**	**7.966**	**7.966**
736	IT												**5.029**	**4.970**	**5.335**	**3.109**	**3.806**	**2.791**	**5.956**	**6.167**	**5.839**	**6.210**
737	FRC												**1.275**	**1.266**	**1.308**	**1.330**	**1.975**	**-**	**-**	**-**	**-**	**-**
738	Regulatory Cost												**1.111**	**1.196**	**1.341**	**3.102**	**4.042**	**4.092**	**5.768**	**6.760**	**6.529**	**6.974**
739	Ancillary Services																	0.368	0.755	0.739	0.739	0.739
740	UAFG												**3.626**	**3.659**	**4.496**	**6.482**	**6.189**	**4.869**	**10.362**	**10.643**	**11.032**	**11.306**
741	Total												42.889	43.914	43.951	42.289	47.412	36.997	60.875	61.589	61.599	62.144
742	**ERA Opex Correction**												**ACTUAL 2 [m$ 31/12/2009]**					**FORECAST [m$ 31/12/2009]**				
743	Network																	**-8.163**	**-**	**-**	**-**	**-**
744	Marketing																	**-**	**-**	**-**	**-**	**-**
745	Corporate																	**-**	**-**	**-**	**-**	**-**
746	IT																	**-**	**-**	**-**	**-**	**-**
747	FRC																	**-**	**-**	**-**	**-**	**-**
748	Regulatory Cost																	**-**	**-**	**-**	**-**	**-**
749	Ancillary Services																	**-**	**-**	**-**	**-**	**-**
750	UAFG																	**-**	**-**	**-**	**-**	**-**
751	Total																	- 8.163	-	-	-	-
752	**Modelled OPEX**												**ACTUAL 2 [m$ 31/12/2009]**					**FORECAST [m$ 31/12/2009]**				
753	Network												24.815	26.130	24.007	23.322	24.301	12.553	27.471	28.229	28.402	27.852
754	Marketing												0.322	0.361	0.346	0.237	0.395	0.177	2.598	1.086	1.091	1.097
755	Corporate												5.764	5.810	6.668	4.522	6.277	3.983	7.966	7.966	7.966	7.966
756	IT												4.879	4.890	5.258	3.088	3.755	2.791	5.956	6.167	5.839	6.210
757	FRC												1.237	1.246	1.290	1.321	1.948	-	-	-	-	-
758	Regulatory Cost												1.078	1.177	1.322	3.082	3.987	4.092	5.768	6.760	6.529	6.974
759	Ancillary Services												0.597	0.572	0.580	0.724	0.706	0.368	0.755	0.739	0.739	0.739
760	UAFG												3.519	3.600	4.432	6.440	6.105	4.869	10.362	10.643	11.032	11.306
761	Total												42.212	43.786	43.903	42.734	47.475	28.834	60.875	61.589	61.599	62.144
762	**UAFG allocation to tariff classes**																					

Final Decision for AGN's Second Access Arrangement

Ref	3	4	5	6	7	8	9	10	11	12	13	14	15	16	17	18	19	20	21	22	23	24
763	Tariff class A1																	10.70%	9.20%	9.30%	9.41%	9.30%
764	Tariff class A2																	1.73%	1.58%	1.58%	1.57%	1.55%
765	Tariff class B1																	7.27%	7.14%	7.18%	7.31%	7.42%
766	Tariff class B2																	5.61%	5.32%	5.29%	5.34%	5.40%
767	Tariff class B3																	74.69%	76.75%	76.66%	76.38%	76.33%
768	Total																	100.00%	100.00%	100.00%	100.00%	100.00%
769	**Avoidable OPEX (excluding UAFG)**																					
770	Tariff class A1																	0.219	0.489	0.480	0.490	0.480
771	Tariff class A2																	0.147	0.299	0.294	0.302	0.310
772	Tariff class B1																	0.130	0.289	0.293	0.304	0.316
773	Tariff class B2																	0.112	0.251	0.254	0.265	0.277
774	Tariff class B3																	2.092	4.089	4.117	4.316	4.232
775	Total																	2.700	5.416	5.438	5.677	5.615
776	**Avoidable Return and Depreciation**																					
777	Tariff class A1																	0.000	0.009	0.028	0.044	0.051
778	Tariff class A2																	0.000	0.009	0.028	0.044	0.051
779	Tariff class B1																	0.000	0.007	0.024	0.038	0.044
780	Tariff class B2																	0.013	0.137	0.316	0.490	0.658
781	Tariff class B3																	0.206	2.125	4.950	7.942	10.873
782	Total																	0.220	2.287	5.346	8.558	11.677
783	**Stand Alone OPEX (excluding UAFG)**																					
784	Tariff class A1																	29.085	44.465	43.894	44.300	44.642
785	Tariff class A2																	29.013	44.275	43.707	44.112	44.472
786	Tariff class B1																	28.996	44.265	43.706	44.113	44.478
787	Tariff class B2																	28.978	44.227	43.667	44.074	44.439
788	Tariff class B3																	30.958	48.065	47.530	48.125	48.394
789	Total																	147.030	225.296	222.504	224.724	226.424
790	**Stand Alone Return + Depreciation**																					
791	Tariff class A1																	4.999	20.631	21.832	23.054	23.819
792	Tariff class A2																	21.261	53.843	54.441	55.059	55.220
793	Tariff class B1																	31.140	73.351	73.559	73.776	73.555
794	Tariff class B2																	31.699	75.342	76.870	78.445	79.578
795	Tariff class B3																	41.239	102.310	105.633	109.174	112.133
796	Total																	130.339	325.478	332.335	339.509	344.305
Cost of GUF																						
	Regulatory Period							1	1	1	1	1	2	2	2	2	2	3	3	3	3	3
	Year ending 31 December						1999	2000	2001	2002	2003	2004	2005	2006	2007	2008	2009	2010	2011	2012	2013	2014
	Months						1 to 12	1 to 12	1 to 12	1 to 12	1 to 12	1 to 12	1 to 12	1 to 12	1 to 12	1 to 12	1 to 12	1 to 6	7 to 6	7 to 6	7 to 6	7 to 6
801	**Calculation of GUF**																					
802	AGN Proposed Total Delivered Volume		Confidential																			
803	Volume Correction		Confidential																			
804	Corrected Volume Delivered [TJ]		Confidential							*Confidential*					*Confidential*					*Confidential*		
805	Actual & Forecast UAFG %		Confidential																			
806	Total Gas Received [TJ]		Confidential																			
807	UAFG [TJ]		Confidential																			
808	**Value of GUF**																					
809	Unit Cost [$/GJ]		Confidential																			
810	UAFG [m$]																					
	Regulatory Period							1	1	1	1	1	2	2	2	2	2	3	3	3	3	3
	Year ending 31 December						1999	2000	2001	2002	2003	2004	2005	2006	2007	2008	2009	2010	2011	2012	2013	2014
	Months						1 to 12	1 to 12	1 to 12	1 to 12	1 to 12	1 to 12	1 to 12	1 to 12	1 to 12	1 to 12	1 to 12	1 to 6	7 to 6	7 to 6	7 to 6	7 to 6
Opex Incentive Mechanism																						
815	**Benchmark OPEX**												**Approved 2 [m$ 31/12/2009]**									
816	Total											47.047	46.432	45.611	44.718	44.117	43.907					
817	FRC												-1.549	-1.549	-1.549	-1.549	-1.549					
818	Regulatory Cost												-0.855	-0.858	-0.861	-0.865	-0.865					
819	Ancillary Services												-	-	-	-	-					
820	HHV Cost												-	-	-	-	-					
821	Total											47.047	44.028	43.205	42.308	41.703	41.494					
822	**Actual OPEX**												**ACTUAL 2 [m$ 31/12/2009]**									
823	Total											**42.212**	42.212	43.786	43.903	42.734	47.475					
824	FRC												-1.237	-1.246	-1.290	-1.321	-1.948					
825	Regulatory Cost												-1.078	-1.177	-1.322	-3.082	-3.987					
826	Ancillary Services												-0.597	-0.572	-0.580	-0.724	-0.706					
827	HHV Cost												-	-	-	-	-					
828	Total											42.212	39.300	40.791	40.712	37.608	40.834					
829	**OPEX Efficiency Data**												**Post DD3 - AA2 [$ 31/12/2009]**					**FORECAST [m$ 31/12/2009]**				
830	Change in Scope [m$ OD]												-	-	1.117	2.579						
831															-1.117	-2.579						
832													**AA2**									
833	Capital Replacement Work [m$ OD]												-	-	-	-	-					
834	Forecast Gross Connections												21,890	20,360	16,800	17,310	17,715	9,213	19,042	20,943	21,443	21,843
835	Actual Gross Connections												19,971	22,742	20,872	18,721	17,560					
836	Forecast less Actual Gross Connections											-	-1,919	2,382	4,072	1,411	-155					
837	Delivery points forecast (ACTUAL????)												523,552	543,177	560,257	575,812	591,825	609,300	619,655	634,335	650,872	669,262
838	Benchmark OPEX per connection [$09/#]												84	80	76	72	70					

Final Decision for AGN's Second Access Arrangement

Ref	3	4	5	6	7	8	9	10	11	12	13	14	15	16	17	18	19	20	21	22	23	24
839	**Opex Benchmark Adjustment [m$ 2009]**														**AA2**					**AA3**		
840	Change in Scope												-	-	-	-	-					
841	Capital Replacement Work												-	-	-	-	-					
842	Benchmark adjustment												-0.161	0.189	0.307	0.102						
843	Adjusted benchmark OPEX												43.867	43.394	42.615	41.806						
844	Actual OPEX												39.300	40.791	40.712	37.608						
845	Spending Variation												4.567	2.603	1.904	4.198						
846	Efficiency gain												4.567	-1.964	-0.699	2.294	-					
847	**OPEX Efficiency [m$ 2009]**																					
848	Carry over 2005													4.567	4.567	4.567	4.567	4.567				
849	Carry over 2006														-1.964	-1.964	-1.964	-1.964	-1.964			
850	Carry over 2007															-0.699	-0.699	-0.699	-0.699	-0.699		
851	Carry over 2008																2.294	2.294	2.294	2.294	2.294	
852	Carry over 2009																					
853	OPEX efficiency increment/decrement																	4.198	-0.369	1.595	2.294	-
Capex Incentive Mechanism																						
855	**CAPEX Efficiency Data**														**AA2**				**FORECAST [m$ 31/12/2009]**			
856	User initiated CAPEX forecast [m$ 04]												**23.880**	**21.530**	**17.670**	**18.240**	**18.270**	**9.890**	**21.000**	**23.391**	**26.204**	**30.115**
857	Benchmark User initiated CAPEX forecast [m$ 09]												27.629	24.910	20.444	21.104	21.138					
858	Capital replacement works adjustment												-	-	-	-	-					
859	Forecast Gross Connections												21,890	20,360	16,800	17,310	17,715					
860	Benchmark CAPEX per connection [$09/#]												1,262	1,223	1,217	1,219	1,193					
861	**CAPEX Benchmark Adjustment [m$ 2009]**														**AA2**							
862	Forecast less Actual Gross Connections												-1,919	2,382	4,072	1,411						
863	CAPEX benchmark adjustment												-2.422	2.914	4.955	1.720						
864	Adjusted Benchmark User initiated CAPEX												25.207	27.824	25.399	22.824						
865	Post DD3 - Actual user initiated CAPEX												**27.136**	**31.794**	**28.661**	**23.131**						
866	Modelled - Actual user initiated CAPEX												26.331	31.286	28.252	22.978						
867	Spending Variation												-1.124	-3.462	-2.853	-0.154						
868	FD2 Real Pre-tax WACC												6.78%	6.78%	6.78%	6.78%						
869	User initiated CAPEX financing gain												-0.076	-0.235	-0.193	-0.010						
870	**CAPEX Efficiency [m$ 2009]**																					
871	Carry over 2005													-0.076	-0.076	-0.076	-0.076	-0.076				
872	Carry over 2006														-0.235	-0.235	-0.235	-0.235	-0.235			
873	Carry over 2007															-0.193	-0.193	-0.193	-0.193	-0.193		
874	Carry over 2008																-0.010	-0.010	-0.010	-0.010	-0.010	
875	Carry over 2009																					
876	OPEX efficiency increment/decrement																	-0.515	-0.439	-0.204	-0.010	-
Incentive Mechanism																						
878	**Efficiency Gain**														**AA2**					**AA3**		
879	Efficiency Gain																	3.683	-0.808	1.391	2.284	-
880	Efficiency Gain, Financial Years																	1.842	1.438	0.292	1.837	1.142

Final Decision for AGN's Second Access Arrangement

Ref	3	4	5	6	7	8	9	10	11	12	13	14	15	16	17	18	19	20	21	22	23	24	25	26
3												Year ending 31 December										Year Ending 30 June		
Regulatory Period								1	1	1	1	1	2	2	2	2	2	3	3	3	3	3	3	3
Year ending							1999	2000	2001	2002	2003	2004	2005	2006	2007	2008	2009	2010	2010	2011	2011	2012	2013	2014
Months							1 to 12	1 to 12	1 to 12	1 to 12	1 to 12	1 to 12	1 to 12	1 to 12	1 to 12	1 to 12	1 to 12	1 to 6	7 to 12	1 to 6	7 to 6	7 to 6	7 to 6	7 to 6
Financial Parameters																								
8 Cities Inflation																								
9	**Actual June and December Forecast Inflation**																							
10		June CPI					122.3	126.2	133.8	137.6	141.3	144.8	148.4	154.3	157.5	164.6	167.0		174.0		174.0	178.5	183.2	187.9
11		June Inflation						3.19%	6.02%	2.84%	2.69%	2.48%	2.49%	3.98%	2.07%	4.51%	1.46%		1.10%		2.65%	2.60%	2.60%	2.60%
12	**Actual December and December/June Forecast Inflation**																							
13		December CPI					124.1	131.3	135.4	139.5	142.8	146.5	150.6	155.5	160.1	166.0	169.5	172.1		176.2	176.2	180.8	185.5	190.4
14		December Inflation						5.80%	3.12%	3.03%	2.37%	2.59%	2.80%	3.25%	2.96%	3.69%	2.11%	1.53%		1.29%	2.60%	2.60%	2.60%	2.60%
Modelled inflation																								
16	**Inflation to Convert from the end of the period**																							
17		Inflation Factor					1.366	1.291	1.252	1.215	1.187	1.157	1.125	1.090	1.059	1.021	1.000	0.985	0.974	0.962	0.962	0.937	0.914	0.890
Regulatory Period								1	1	1	1	1	2	2	2	2	2	3	4	5	3	3	3	3
Year ending 31 December							1999	2000	2001	2002	2003	2004	2005	2006	2007	2008	2009	2010	2010	2011	2011	2012	2013	2014
Months							1 to 12	1 to 12	1 to 12	1 to 12	1 to 12	1 to 12	1 to 12	1 to 12	1 to 12	1 to 12	1 to 12	1 to 6	7 to 12	1 to 6	7 to 6	7 to 6	7 to 6	7 to 6
Volume & Customer #																								
22	**Customers Including Prudent Discounts**														ACTUAL 2						FORECAST			
23		Tariff class A1											71	73	72	73	76	76	76	76	76	75	74	74
24		Tariff class A2											93	96	97	98	99	101	102	103	102	105	108	111
25		Tariff class B1											1,074	1,085	1,107	1,137	1,185	1,225	1,245	1,265	1,255	1,295	1,335	1,375
26		Tariff class B2											5,988	5,810	6,218	6,677	7,249	7,683	7,898	8,098	7,998	8,398	8,798	9,199
27		Tariff class B3											515,678	536,108	556,116	573,809	589,564	601,025	609,164	617,544	613,354	631,063	649,973	669,332
28		Total											522,903	543,171	563,609	581,793	598,171	610,109	618,484	627,085	622,785	640,936	660,288	680,091
29	**Post DD3 - Customers Receiving Prudent Discounts**														ACTUAL 2						FORECAST			
30		Tariff class A1											**29**	**31**	**30**	**28**	**27**	**25**	**23**	**22**	**23**	**19**	**16**	**15**
31		Tariff class A2											**12**	**12**	**10**	**8**	**5**	**5**	**5**	**5**	**5**	**5**	**5**	**5**
32		Tariff class B1											**4**	**4**	**4**	**4**	**4**	**3**	**3**	**3**	**3**	**3**	**3**	**3**
33		Tariff class B2											**5**	**5**	**5**	**5**	**5**	**5**	**5**	**5**	**5**	**5**	**5**	**6**
34		Tariff class B3											**1**	**1**	**1**	**1**	**1**	**1**	**1**	**1**	**1**	**1**	**1**	**1**
35		Total											51	52	50	46	42	39	37	36	37	33	30	30
36	**Post DD3 - Customers (Excluding Prudent Discounts)**														ACTUAL 2						FORECAST			
37		Tariff class A1											**42**	**42**	**43**	**45**	**49**	**51**	**53**	**55**	**54**	**56**	**58**	**59**
38		Tariff class A2											**81**	**85**	**87**	**91**	**94**	**96**	**97**	**98**	**97**	**100**	**103**	**106**
39		Tariff class B1											**1,070**	**1,081**	**1,103**	**1,133**	**1,181**	**1,222**	**1,242**	**1,262**	**1,252**	**1,292**	**1,332**	**1,372**
40		Tariff class B2											**5,983**	**5,805**	**6,213**	**6,672**	**7,244**	**7,678**	**7,893**	**8,093**	**7,993**	**8,393**	**8,793**	**9,193**
41		Tariff class B3											**515,677**	**536,107**	**556,115**	**573,808**	**589,563**	**601,024**	**609,163**	**617,543**	**613,353**	**631,062**	**649,972**	**669,331**
42		Total											522,852	543,119	563,560	581,748	598,130	610,070	618,447	627,050	622,748	640,903	660,257	680,061
43	**Customers (Excluding Prudent Discounts)**														ACTUAL 2						FORECAST			
44		Tariff class A1											42	42	43	45	49	51	53	55	54	56	58	59
45		Tariff class A2											81	85	87	91	94	96	97	98	97	100	103	106
46		Tariff class B1											1,070	1,081	1,103	1,133	1,181	1,222	1,242	1,262	1,252	1,292	1,332	1,372
47		Tariff class B2											5,983	5,805	6,213	6,672	7,244	7,678	7,893	8,093	7,993	8,393	8,793	9,193
48		Tariff class B3											515,677	536,107	556,115	573,808	589,563	601,024	609,163	617,543	613,353	631,062	649,972	669,331
49		Total											522,852	543,119	563,560	581,748	598,130	610,070	618,447	627,050	622,748	640,903	660,257	680,061
50	**Post DD3 - Volume (Including Prudent Discounts) [TJ]**														ACTUAL 2						FORECAST			
51		Tariff class A1											**16,192**	**15,869**	**15,602**	**12,400**	**12,209**	**6,029**	**6,214**	**5,733**	**11,947**	**12,165**	**12,680**	**12,900**
52		Tariff class A2											**2,239**	**2,068**	**2,112**	**1,945**	**1,957**	**939**	**1,053**	**993**	**2,046**	**2,058**	**2,103**	**2,147**
53		Tariff class B1											**1,891**	**1,703**	**1,718**	**1,649**	**1,636**	**746**	**911**	**784**	**1,694**	**1,748**	**1,802**	**1,856**
54		Tariff class B2											**1,069**	**1,109**	**1,135**	**1,197**	**1,159**	**554**	**647**	**590**	**1,237**	**1,302**	**1,392**	**1,465**
55		Tariff class B3											**10,303**	**9,975**	**10,147**	**10,603**	**10,434**	**4,613**	**6,078**	**4,631**	**10,709**	**10,830**	**11,154**	**11,486**
56		Total											31,693	30,724	30,713	27,795	27,395	12,882	14,903	12,731	27,634	28,103	29,131	29,854
57	**Authority adjustments to volume (Including Prudent Discounts) [TJ]**														ACTUAL 2						FORECAST			
58		Tariff class A1																						
59		Tariff class A2																						
60		Tariff class B1																						
61		Tariff class B2																						
62		Tariff class B3										*WAGN submission 24/12/2010*						**-24**	**-272**		-272			
63		Total											-	-	-	-	-	-24	-272	-	-272	-	-	-
64	**Modelled Volume (Including Prudent Discounts) [TJ]**														ACTUAL 2						FORECAST			
65		Tariff class A1											16,192	15,869	15,602	12,400	12,209	6,029	6,214	5,733	11,947	12,165	12,680	12,900
66		Tariff class A2											2,239	2,068	2,112	1,945	1,957	939	1,053	993	2,046	2,058	2,103	2,147
67		Tariff class B1											1,891	1,703	1,718	1,649	1,636	746	911	784	1,694	1,748	1,802	1,856
68		Tariff class B2											1,069	1,109	1,135	1,197	1,159	554	647	590	1,237	1,302	1,392	1,465
69		Tariff class B3											10,303	9,975	10,147	10,603	10,434	4,589	5,806	4,631	10,437	10,830	11,154	11,486
70		Total											31,693	30,724	30,713	27,795	27,395	12,857	14,630	12,731	27,361	28,103	29,131	29,854
71	**Post DD - Volume of Prudent Discounts [TJ]**														ACTUAL 2						FORECAST			
72		Tariff class A1											**11,297**	**10,771**	**10,049**	**6,740**	**6,559**	**3,040**	**2,829**	**2,104**	**4,932**	**3,954**	**3,917**	**3,886**
73		Tariff class A2											**365**	**330**	**350**	**243**	**175**	**52**	**60**	**67**	**128**	**123**	**119**	**119**
74		Tariff class B1											**11**	**10**	**10**	**8**	**10**	**2**	**2**	**1**	**3**	**3**	**4**	**4**
75		Tariff class B2											**4**	**2**	**2**	**2**	**2**	**1**	**1**	**1**	**2**	**2**	**2**	**2**
76		Tariff class B3											**1**	**-**	**0**	**0**	**0**	**0**	**0**	**0**	**0**	**0**	**0**	**0**
77		Total											11,677	11,113	10,411	6,993	6,746	3,095	2,892	2,173	5,065	4,082	4,042	4,011
78	**Volume Excluding Prudent Discounts [TJ]**														ACTUAL 2						FORECAST			
79		Tariff class A1											4,895	5,098	5,553	5,661	5,650	2,989	3,386	3,629	7,015	8,211	8,763	9,013
80		Tariff class A2											1,874	1,738	1,761	1,702	1,781	887	993	926	1,919	1,935	1,984	2,028
81		Tariff class B1											1,880	1,693	1,708	1,641	1,627	744	909	783	1,691	1,745	1,798	1,852
82		Tariff class B2											1,065	1,107	1,133	1,195	1,157	554	645	589	1,235	1,300	1,390	1,463
83		Tariff class B3											10,302	9,975	10,147	10,603	10,434	4,589	5,806	4,631	10,437	10,830	11,154	11,486
84		Total											20,016	19,611	20,302	20,802	20,650	9,763	11,739	10,558	22,296	24,021	25,089	25,843

85	Post DD3 - # of Gross Connections During Period												ACTUAL 2						FORECAST			
86		Tariff class A1													-			-	-	-	-
87		Tariff class A2													1			2	3	3	3
88		Tariff class B1													21			40	40	40	40
89		Tariff class B2													219			400	400	400	400
90		Tariff class B3													8,972			18,600	20,500	21,000	21,400
91		Total													9,213			19,042	20,943	21,443	21,843
	Regulatory Period				1	1	1	1	1	2	2	2	2	2	3	4	5	3	3	3	3
	Year ending 31 December			1999	2000	2001	2002	2003	2004	2005	2006	2007	2008	2009	2010[1]	2010[2]	2011[1]	2010/11	2011/12	2012/13	2013/14
	Months			1 to 12	1 to 12	1 to 12	1 to 12	1 to 12	1 to 12	1 to 12	1 to 12	1 to 12	1 to 12	1 to 12	1 to 6	7 to 12	1 to 6	7 to 6	7 to 6	7 to 6	7 to 6
	Volume & Customer #																				
96	A1																	FORECAST			
97		Customers													51	53	55	54	56	58	59
98		Demand 1 [GJ km Year]													4,590	5,315	5,277	10,592	10,699	11,285	11,832
99		Demand 2 [GJ km Year]													1,776	1,805	1,776	3,581	3,571	3,581	3,581
100		Usage 1 [TJ km]													10,441	13,362	12,490	25,852	28,212	30,060	31,021
101		Usage 2 [TJ km]													1,049	5,985	4,783	10,768	11,483	12,065	12,296
102		Adjustment [GJ per Annum]													2,989,027	3,385,706	3,628,853	7,014,558	8,210,915	8,763,108	9,013,372
103		Adjustment [GJ per Annum]													-	-	-	-	-	-	-
104		Total [GJ per Annum]													2,989,027	3,385,706	3,628,853	7,014,558	8,210,915	8,763,108	9,013,372
105		Volume per Customer													58,608	63,881	66,584	131,113	146,623	151,088	152,769
106	A2																	FORECAST			
107		A2 Customers													96	97	98	97	100	103	106
108		Band 1													228,197	237,857	237,677	475,534	489,720	504,030	518,868
109		Band 2													203,650	219,871	211,521	431,392	443,335	455,792	470,220
110		Band 3													455,151	534,846	476,835	1,011,681	1,001,746	1,023,852	1,038,599
111		Total [GJ per Annum]													886,997	992,574	926,033	1,918,607	1,934,800	1,983,675	2,027,688
112		Adjustment [GJ per Annum]													-	-	-	-	-	-	-
113		Modelled [GJ per Annum]													886,997	992,574	926,033	1,918,607	1,934,800	1,983,675	2,027,688
114		Volume per Customer													9,288	10,286	9,498	19,779	19,445	19,353	19,220
115	B1																	FORECAST			
116		Customers													1,222	1,242	1,262	1,252	1,292	1,332	1,372
117		Band 1													649,714	784,238	701,111	1,485,350	1,540,700	1,594,589	1,649,495
118		Band 2													94,398	124,537	81,444	205,981	204,789	203,825	202,927
119		Total [GJ per Annum]													744,112	908,775	782,555	1,691,330	1,745,489	1,798,414	1,852,422
120		Adjustment [GJ per Annum]													-	-	-	-	-	-	-
121		Modelled [GJ per Annum]													744,112	908,775	782,555	1,691,330	1,745,489	1,798,414	1,852,422
122		Volume per Customer													609	732	620	1,351	1,351	1,350	1,350
123	B2																	FORECAST			
124		Modelled B2 Customers													7,678	7,893	8,093	7,993	8,393	8,793	9,193
125		Band 1													186,445	214,403	205,907	420,311	456,752	501,561	540,734
126		Band 2													367,127	431,067	383,539	814,606	843,673	887,976	922,065
127		Total [GJ per Annum]													553,572	645,471	589,446	1,234,917	1,300,425	1,389,536	1,462,798
128		Adjustment [GJ per Annum]													-	-	-	-	-	-	-
129		Modelled [GJ per Annum]													553,572	645,471	589,446	1,234,917	1,300,425	1,389,536	1,462,798
130		Volume per Customer													72	82	73	154	155	158	159
131	B3												Actual 1						FORECAST			
132		Modelled B3 Customers									517,005	536,255	553,005	568,255	583,955	601,024	609,163	617,543	613,353	631,062	649,972	669,331
133		Band 1									5,612,595	5,804,270	5,947,535	6,153,433	6,175,963	3,011,355	3,434,739	2,413,220	5,847,959	5,036,390	5,206,058	5,385,714
134		Band 2									3,447,512	3,565,248	3,653,248	3,601,834	3,793,559	1,257,839	2,042,743	729,796	2,772,539	1,657,076	1,721,380	1,787,212
135		Band 3									1,086,633	1,123,742	1,151,479	1,191,343	1,195,704	344,027	600,772	1,487,873	2,088,645	4,136,179	4,226,714	4,313,454
136		Total [GJ per Annum]									10,146,740	10,493,260	10,752,263	10,946,610	11,165,227	4,613,221	6,078,254	4,630,889	10,709,143	10,829,646	11,154,152	11,486,380
137		Total [GJ per Annum] Adjusted														4,588,997	5,805,993	4,630,889	10,436,882	10,829,646	11,154,152	11,486,380
138			2010(1)	2010(2)	2011(1)	2010/11	2011/12	2012/13	2013/14									Modelled - FORECAST			
139		Modelled Band 1	65.3%	56.5%	52.1%	54.6%	46.5%	46.7%	46.9%						2,995,543	3,280,888	3,022,888	6,303,776	5,036,390	5,206,058	5,385,714
140		Modelled Band 2	27.3%	33.6%	15.8%	25.9%	15.3%	15.4%	15.6%						1,251,234	1,951,243	1,262,656	3,213,900	1,657,076	1,721,380	1,787,212
141		Modelled Band 3	7.5%	9.9%	32.1%	19.5%	38.2%	37.9%	37.6%						342,220	573,862	345,344	919,206	4,136,179	4,226,714	4,313,454
142		ERA adjustment [GJ per Annum]	100.0%	100.0%	100.0%	100.0%	100.0%	100.0%	100.0%						-	-	-	-	-	-	-
143		Modelled Total [GJ per Annum]									10,146,740	10,493,260	10,752,263	10,946,610	11,165,227	4,588,997	5,805,993	4,630,889	10,436,882	10,829,646	11,154,152	11,486,380
144		Volume per Customer									19.63	19.57	19.44	19.26	19.12	7.64	9.53	7.50	17.02	17.16	17.16	17.16
	Regulatory Period				1	1	1	1	1	2	2	2	2	2	3	4	5	3	3	3	3
	Year ending 31 December			1999	2000	2001	2002	2003	2004	2005	2006	2007	2008	2009	2010	2010	2011	2011	2012	2013	2014
	Months			1 to 12	1 to 12	1 to 12	1 to 12	1 to 12	1 to 12	1 to 12	1 to 12	1 to 12	1 to 12	1 to 12	1 to 6	7 to 12	1 to 6	7 to 6	7 to 6	7 to 6	7 to 6
	Prudent Discounts																				
149	Prudent Discounts												Approved 2						FORECAST			
150		Discounted Revenue [k$ 31/12/2004]									3,372	3,368	3,361	3,356	3,368							
151		Discounted Revenue [m$ 31/12/2009]									3.902	3.896	3.889	3.883	3.896							
152	Prudent Discounts												Actual									
153		Discounted Revenue [k$ OD]									4,232	4,558	4,561	3,850	4,029							
154																			Post DD3 - FORECAST [m$ 31/12/2009]			
155		Post DD3 - Discounted Revenue [m$ 31/12/2009]									4.763	4.969	4.829	3.931	4.029	1.613	1.703	1.570	3.272	3.286	3.250	3.161
156	Volume												Actual						FORECAST			
157		Volume									11,677	11,113	10,411	6,993	6,746	3,095	2,892	2,173	5,065	4,082	4,042	4,011
158		Discounted Notional Tariff [$ per GJ]									0.40786	0.44711	0.46384	0.56216	0.59729	0.52129	0.58882	0.72226	0.64607	0.80509	0.80411	0.78801
	Regulatory Period				1	1	1	1	1	2	2	2	2	2	3	4	5	3	3	3	3
	Year ending 31 December			1999	2000	2001	2002	2003	2004	2005	2006	2007	2008	2009	2010	2010	2011	2011	2012	2013	2014
	Months			1 to 12	1 to 12	1 to 12	1 to 12	1 to 12	1 to 12	1 to 12	1 to 12	1 to 12	1 to 12	1 to 12	1 to 6	7 to 12	1 to 6	7 to 6	7 to 6	7 to 6	7 to 6
	Tariff Revenue [m$ 31/12/2009]																				
163	Proposed Tariff Revenue												Actual						FORECAST			
164		A1									4.801	4.292	4.314	4.546	4.827	2.769	3.183	3.180	6.362	7.009	7.512	7.924
165		A2									4.419	4.727	4.937	4.919	5.204	2.608	2.759	3.574	6.333	7.818	8.455	9.106
166		B1									8.598	8.413	8.712	7.658	8.299	4.018	4.722	4.861	9.583	11.047	12.110	13.235
167		B2									6.260	6.502	6.980	7.372	7.523	3.667	4.031	4.941	8.973	10.832	11.780	12.854
168		B3									87.527	87.126	90.548	94.389	97.863	45.893	56.028	63.862	119.890	151.549	166.388	183.057
169		Total									111.606	111.060	115.491	118.883	123.716	58.954	70.723	80.418	151.141	188.254	206.245	226.177

	Regulatory Period		**1**	**1**	**1**	**1**	**1**	**2**	**2**	**2**	**2**	**2**	**3**	**4**	**5**	**3**	**3**	**3**	**3**
	Year ending 31 December	**1999**	**2000**	**2001**	**2002**	**2003**	**2004**	**2005**	**2006**	**2007**	**2008**	**2009**	**2010**	**2010**	**2011**	**2011**	**2012**	**2013**	**2014**
	Months	**1 to 12**	**1 to 12**	**1 to 12**	**1 to 12**	**1 to 12**	**1 to 12**	**1 to 12**	**1 to 12**	**1 to 12**	**1 to 12**	**1 to 12**	**1 to 6**	**7 to 12**	**1 to 6**	**7 to 6**	**7 to 6**	**7 to 6**	**7 to 6**
	Ancillary Services																		
174	**Revenue**							**AA2 [m$ OD]**					**FORECAST [m$ 31/12/09]**						
175		Revenue						**0.530**	**0.525**	**0.548**	**0.709**	**0.706**	**0.385**	0.385	0.385	0.770	0.770	0.770	0.770
176													**Post DD3 - FORECAST [m$ 31/12/09]**						
177		Post DD3 - Revenue											0.368			0.755	0.739	0.739	0.739
178		Adjustment						**-**	**-**	**-**	**-**	**-**	**-**	**-**	**-**	**-**	**-**	**-**	**-**
179		Revenue [m$ 31/12/2009]						0.597	0.572	0.580	0.724	0.706	0.368			0.755	0.739	0.739	0.739
180																			
	Regulatory Period		**1**	**1**	**1**	**1**	**1**	**2**	**2**	**2**	**2**	**2**	**3**	**4**	**5**	**3**	**3**	**3**	**3**
	Year ending 31 December	**1999**	**2000**	**2001**	**2002**	**2003**	**2004**	**2005**	**2006**	**2007**	**2008**	**2009**	**2010**	**2010**	**2011**	**2011**	**2012**	**2013**	**2014**
	Months	**1 to 12**	**1 to 12**	**1 to 12**	**1 to 12**	**1 to 12**	**1 to 12**	**1 to 12**	**1 to 12**	**1 to 12**	**1 to 12**	**1 to 12**	**1 to 6**	**7 to 12**	**1 to 6**	**7 to 6**	**7 to 6**	**7 to 6**	**7 to 6**
	Tariffs Excluding GST																		
185	**A1**			**ACTUAL 1 (FA1) [$ OD]**					**ACTUAL 2 [$ OD]**				**Actual 3 [$ OD]**		**FORECAST [$ 31/12/2009]**				
186		Fixed [$/year]		**43,720.00**	**44,069.76**	**44,056.55**	**44,342.91**	**44,365.08**	**44,263.05**	**44,734.30**	**44,286.96**	**44,286.96**	**44,286.96**	44,286.96	44,286.96	**46,476.23**	**48,800.04**	**51,240.04**	**53,802.04**
187		Demand 1 (<=10km) [$/GJ*km*year],		**180.48**	**181.93**	**181.87**	**183.05**	**183.15**	**182.73**	**184.71**	**182.86**	**182.86**	**182.86**	182.86	182.86	**182.86**	**192.00**	**201.60**	**211.68**
188		Demand 2 (>10km) [$/GJ*km*year],		**90.25**	**90.96**	**90.94**	**91.53**	**91.57**	**91.36**	**92.35**	**91.43**	**91.43**	**91.43**	91.43	91.43	**91.43**	**96.00**	**100.80**	**105.84**
189		Usage 1 (<=10km) [$/GJ*km]		**0.04398**	**0.04434**	**0.04433**	**0.04462**	**0.04464**	**0.04454**	**0.04502**	**0.04460**	**0.04460**	**0.04460**	0.04460	0.04460	**0.04460**	**0.04683**	**0.04917**	**0.05163**
190		Usage 2 (>10km) [$/GJ*km]		**0.02199**	**0.02216**	**0.02215**	**0.02230**	**0.02231**	**0.02225**	**0.02249**	**0.02230**	**0.02230**	**0.02230**	0.02230	0.02230	**0.02230**	**0.02342**	**0.02459**	**0.02582**
191	**A2**																		
192		Fixed [$/year]		**496.82**	**500.79**	**500.64**	**503.89**	**504.15**	**502.98**	**508.18**	**526.04**	**526.04**	**556.13**	556.13	556.13	**34,115.00**	**35,820.75**	**37,611.79**	**39,492.38**
193		Usage 1 (Q<=5TJ/year) [$/GJ],		**4.58**	**4.62**	**4.62**	**4.65**	**4.65**	**4.64**	**4.69**	**4.85**	**4.85**	**4.89**	4.89	4.89	**2.20**	**2.31**	**2.43**	**2.55**
194		Usage 2 (5<Q<=10TJ/year) [$/GJ],		**4.35**	**4.39**	**4.39**	**4.42**	**4.42**	**4.41**	**4.45**	**4.60**	**4.60**	**4.60**	4.60	4.60	**-**	**-**	**-**	**-**
195		Usage 3 (Q>10TJ/year) [$/GJ],		**1.15**	**1.15**	**1.15**	**1.16**	**1.16**	**1.16**	**1.17**	**1.21**	**1.21**	**1.21**	1.21	1.21	**-**	**-**	**-**	**-**
196	**B1**																		
197		Fixed [$/year]		**496.82**	**500.79**	**500.64**	**503.89**	**504.15**	**502.98**	**508.18**	**526.04**	**526.04**	**556.13**	556.13	556.13	**1,165.50**	**1,223.78**	**1,284.97**	**1,349.22**
198		Usage 1 (Q<=5TJ/year) [$/GJ],		**4.58**	**4.62**	**4.62**	**4.65**	**4.65**	**4.64**	**4.69**	**4.85**	**4.85**	**4.89**	4.89	4.89	**5.34**	**5.61**	**5.89**	**6.18**
199		Usage 2 (5<Q<=10TJ/year) [$/GJ],		**4.35**	**4.39**	**4.39**	**4.42**	**4.42**	**4.41**	**4.45**	**4.60**	**4.60**	**4.60**	4.60	4.60	**-**	**-**	**-**	**-**
200	**B2**																		
201		Fixed [$/year]		**198.73**	**200.32**	**200.25**	**201.55**	**201.65**	**201.19**	**203.25**	**210.39**	**210.96**	**223.02**	223.02	223.02	**270.00**	**283.50**	**297.68**	**312.56**
202		Usage 1 (Q<=100GJ/year) [$/GJ],		**5.06**	**5.10**	**5.10**	**5.14**	**5.14**	**5.13**	**5.18**	**5.36**	**5.36**	**5.66**	5.66	5.66	**7.00**	**7.35**	**7.72**	**8.11**
203		Usage 2 (Q>100GJ/year) [$/GJ],		**4.56**	**4.60**	**4.60**	**4.63**	**4.62**	**4.62**	**4.68**	**4.84**	**4.84**	**4.84**	4.84	4.84	**-**	**-**	**-**	**-**
204	**B3**																		
205		Fixed [$/year]		**24.84**	**25.04**	**25.03**	**25.19**	**25.20**	**25.15**	**25.91**	**26.82**	**27.05**	**28.59**	28.59	28.59	**70.00**	**72.80**	**77.90**	**83.35**
206		Usage 1 (Q<=15GJ/year) [$/GJ],		**8.50**	**8.56**	**8.56**	**8.62**	**8.62**	**8.60**	**8.69**	**8.99**	**8.99**	**9.50**	9.50	9.50	**9.50**	**9.880**	**10.570**	**11.310**
207		Usage 2 (15<Q<=45GJ/year) [$/GJ],		**5.95**	**5.99**	**5.99**	**6.03**	**6.03**	**6.01**	**6.07**	**5.69**	**5.69**	**5.69**	5.69	5.69	**-**	**-**	**-**	**-**
208		Usage 2 (Q>45GJ/year) [$/GJ],		**3.91**	**3.94**	**3.94**	**3.96**	**3.96**	**3.95**	**3.73**	**3.86**	**3.86**	**3.86**	3.86	3.86	**-**	**-**	**-**	**-**
	Post DD3 - Tariffs Excluding GST [$ 31/12/2009]																		
210	**A1**			**ACTUAL 1 (FA1) [$ 31/12/2009]**					**ACTUAL 2 [$ 31/12/2009]**				**Actual 3 [$ 31/12/2009]**		**Post DD3 - FORECAST [$ 31/12/2009]**				
211		Fixed [$/year]		56,439.76	55,168.57	53,531.07	52,633.92	51,330.25	49,817.97	48,761.83	46,887.19	45,220.72	44,286.96	43,617.89	43,141.61	**45,000.00**	**46,800.00**	**48,204.00**	**49,650.12**
212		Demand 1 (<=10km) [$/GJ*km*year],		232.99	227.74	220.99	217.28	211.90	205.66	201.34	193.60	186.72	182.86	180.10	178.13	**189.68**	**197.27**	**203.19**	**209.29**
213		Demand 2 (>10km) [$/GJ*km*year],		116.50	113.87	110.49	108.64	105.95	102.83	100.66	96.80	93.36	91.43	90.05	89.07	**99.84**	**103.83**	**106.94**	**110.15**
214		Usage 1 (<=10km) [$/GJ*km]		0.0568	0.0555	0.0539	0.0530	0.0516	0.0501	0.0491	0.0472	0.0455	0.0446	0.04	0.04	**0.04024**	**0.04185**	**0.04311**	**0.04440**
215		Usage 2 (>10km) [$/GJ*km]		0.0284	0.0277	0.0269	0.0265	0.0258	0.0250	0.0245	0.0236	0.0228	0.0223	0.02	0.02	**0.02011**	**0.02091**	**0.02154**	**0.02219**
216	**A2**																		
217		Fixed [$/year]		641.36	626.91	608.30	598.11	583.29	566.11	553.93	556.93	537.13	556.13	547.73	541.75	**24,912.07**	**25,908.55**	**26,685.81**	**27,486.38**
218		Usage 1 (Q<=5TJ/year) [$/GJ],		5.91	5.78	5.61	5.51	5.37	5.22	5.11	5.13	4.95	4.89	4.82	4.76	**2.40**	**2.50**	**2.58**	**2.66**
219		Usage 2 (5<Q<=10TJ/year) [$/GJ],		5.62	5.50	5.34	5.24	5.11	4.96	4.85	4.87	4.70	4.60	4.53	4.48	**2.40**	**2.50**	**2.58**	**2.66**
220		Usage 3 (Q>10TJ/year) [$/GJ],		1.48	1.45	1.40	1.38	1.35	1.31	1.28	1.28	1.24	1.21	1.19	1.18	**1.29**	**1.34**	**1.38**	**1.42**
221	**B1**																		
222		Fixed [$/year]		641.36	626.91	608.30	598.11	583.29	566.11	553.93	556.93	537.13	556.13	547.73	541.75	**1,250.00**	**1,300.00**	**1,339.00**	**1,379.17**
223		Usage 1 (Q<=5TJ/year) [$/GJ],		5.91	5.78	5.61	5.51	5.37	5.22	5.11	5.13	4.95	4.89	4.82	4.76	**4.80**	**4.99**	**5.14**	**5.29**
224		Usage 2 (5<Q<=10TJ/year) [$/GJ],		5.62	5.50	5.34	5.24	5.11	4.96	4.85	4.87	4.70	4.60	4.53	4.48	**4.12**	**4.28**	**4.41**	**4.54**
225	**B2**																		
226		Fixed [$/year]		256.54	250.77	243.32	239.24	233.31	226.44	221.55	222.74	215.41	223.02	219.65	217.25	**309.34**	**321.71**	**331.36**	**341.30**
227		Usage 1 (Q<=100GJ/year) [$/GJ],		6.54	6.38	6.20	6.10	5.94	5.77	5.65	5.67	5.47	5.66	5.57	5.51	**8.00**	**8.32**	**8.57**	**8.83**
228		Usage 2 (Q>100GJ/year) [$/GJ],		5.89	5.76	5.59	5.49	5.34	5.20	5.10	5.12	4.94	4.84	4.77	4.71	**4.76**	**4.95**	**5.10**	**5.25**
229	**B3**	*N.B. Usage band widths have changed for F/C.*																	
230		Fixed [$/year]		32.06	31.34	30.41	29.90	29.16	28.30	28.24	28.39	27.62	28.59	28.16	27.85	**63.14**	**65.67**	**67.64**	**69.67**
231		Usage 1 (Q<=10GJ/year) [$/GJ]		10.97	10.72	10.41	10.23	9.97	9.68	9.47	9.52	9.18	9.50	9.36	9.25	**13.43**	**13.97**	**14.39**	**14.82**
232		Usage 2 (10<Q<=15GJ/year) [$/GJ]		7.68	7.50	7.28	7.15	6.97	6.76	6.62	6.02	5.81	5.69	5.60	5.54	**5.80**	**6.03**	**6.21**	**6.40**
233		Usage 3 (Q>15GJ/year) [$/GJ]		5.05	4.93	4.78	4.70	4.59	4.45	4.07	4.09	3.94	3.86	3.80	3.76	**5.80**	**6.03**	**6.21**	**6.40**
234																			

Modelled Tariffs Excluding GST [$ 31/12/2009]																					
236	**A1**													**Actual 3 [$ 31/12/2009]**			**Post DD3 - FORECAST [$ 31/12/2009]**				
237		Fixed [$/year]												43,617.89	43,141.61	42,591.47		46,800.00	48,204.00		49,650.12
238		Demand 1 (<=10km) [$/GJ*km*year],												180.10	178.13	175.86		197.27	203.19		209.29
239		Demand 2 (>10km) [$/GJ*km*year],												90.05	89.07	87.93		103.83	106.94		110.15
240		Usage 1 (<=10km) [$/GJ*km]												0.04393	0.04345	0.04289		0.04185	0.04311		0.04440
241		Usage 2 (>10km) [$/GJ*km]												0.02196	0.02172	0.02145		0.02091	0.02154		0.02219
242	**A2**																				
243		Fixed [$/year]												547.73	541.75	534.84		25,908.55	26,685.81		27,486.38
244		Usage 1 (Q<=5TJ/year) [$/GJ],												4.82	4.76	4.70		2.50	2.58		2.66
245		Usage 2 (5<Q<=10TJ/year) [$/GJ],												4.53	4.48	4.42		2.50	2.58		2.66
246		Usage 3 (Q>10TJ/year) [$/GJ],												1.19	1.18	1.16		1.34	1.38		1.42
247	**B1**																				
248		Fixed [$/year]												547.73	541.75	534.84		1,300.00	1,339.00		1,379.17
249		Usage 1 (Q<=5TJ/year) [$/GJ],												4.82	4.76	4.70		4.99	5.14		5.29
250		Usage 2 (5<Q<=10TJ/year) [$/GJ],												4.53	4.48	4.42		4.28	4.41		4.54
251	**B2**																				
252		Fixed [$/year]												219.65	217.25	214.48		321.71	331.36		341.30
253		Usage 1 (Q<=100GJ/year) [$/GJ],												5.57	5.51	5.44		8.32	8.57		8.83
254		Usage 2 (Q>100GJ/year) [$/GJ],												4.77	4.71	4.65		4.95	5.10		5.25
255	**B3**	*N.B. Usage band widths have changed for F/C.*																			
256		Fixed [$/year]												28.16	27.85	27.50		65.67	67.64		69.67
257		Usage 1 (Q<=10GJ/year) [$/GJ],												9.36	9.25	9.14		13.97	14.39		14.82
258		Usage 2 (10<Q<=15GJ/year) [$/GJ],												5.60	5.54	5.47		6.03	6.21		6.40
259		Usage 3 (Q>15GJ/year) [$/GJ],												3.80	3.76	3.71		6.03	6.21		6.40
260																					
Regulatory Period				**1**	**1**	**1**	**1**	**1**	**2**	**2**	**2**	**2**	**2**	**3**	**4**	**5**	**3**	**3**	**3**		**3**
Year ending 31 December			**1999**	**2000**	**2001**	**2002**	**2003**	**2004**	**2005**	**2006**	**2007**	**2008**	**2009**	**2010**	**2010**	**2011**	**2011**	**2012**	**2013**		**2014**
Months			**1 to 12**	**1 to 12**	**1 to 12**	**1 to 12**	**1 to 12**	**1 to 12**	**1 to 12**	**1 to 12**	**1 to 12**	**1 to 12**	**1 to 12**	**1 to 6**	**7 to 12**	**1 to 6**	**7 to 6**	**7 to 6**	**7 to 6**		**7 to 6**
264	**Ancillary Services Revenue [$ 31/12/2009]**																				
265		**Apply Meter Lock**	Volumes											**1,360**			**3,750**	**3,750**	**3,750**		**3,750**
266			Revenue per activity											**$ 18.50**			**$ 34.34**	**$ 50.18**	**$ 50.18**		**$ 50.18**
267			**Total**											**$ 25,160**			**$ 128,774**	**$ 188,172**	**$ 188,172**		**$ 188,172**
268																					
269		**Remove Meter Lock**	Volumes											**1,341**			**3,200**	**3,200**	**3,200**		**3,200**
270			Revenue per activity											**$ 18.50**			**$ 18.10**	**$ 17.70**	**$ 17.70**		**$ 17.70**
271			**Total**											**$ 24,809**			**$ 57,924**	**$ 56,647**	**$ 56,647**		**$ 56,647**
272																					
273		**Deregistration Request**	Volumes											**954**			**1,800**	**1,800**	**1,800**		**1,800**
274			Revenue per activity											**$ 197.05**			**$ 173.92**	**$ 150.80**	**$ 150.80**		**$ 150.80**
275			**Total**											**$ 187,985**			**$ 313,065**	**$ 271,440**	**$ 271,440**		**$ 271,440**
276																					
277		**Disconnect Service**	Volumes											**451**			**1,000**	**1,000**	**1,000**		**1,000**
278			Revenue per activity											**$ 196.42**			**$ 148.67**	**$ 100.92**	**$ 100.92**		**$ 100.92**
279			**Total**											**$ 88,584**			**$ 148,669**	**$ 100,920**	**$ 100,920**		**$ 100,920**
280																					
281		**Reconnect Service**	Volumes											**413**			**900**	**900**	**900**		**900**
282			Revenue per activity											**$ 100.20**			**$ 117.96**	**$ 135.72**	**$ 135.72**		**$ 135.72**
283			**Total**											**$ 41,383**			**$ 106,164**	**$ 122,148**	**$ 122,148**		**$ 122,148**
284																					
285		**Sum Total**												**$ 367,921**			**$ 754,595**	**$ 739,328**	**$ 739,328**		**$ 739,328**
286																					

Final Decision for AGN's Second Access Arrangement

Ref	3	4	5	6	7	8	9	10	11	12	13	14	15	16	17
3								Year ending 31 December							
Regulatory Period								1	1	1	1	1	2	2	2
Year ending 31 December							1999	2000	2001	2002	2003	2004	2005	2006	2007
Months							1 to 12	1 to 12	1 to 12	1 to 12	1 to 12	1 to 12	1 to 12	1 to 12	1 to 12
Impact On A1 Customers															
8			Distance [km]	20.000						ACTUAL 1 (FA1) [$ 31/12/2009]					ACTUAL 2 [$ 31/1
9	A1 Tariffs		MHQ of Annual MDQ	880%											
10	Fixed [$/year]							56,439.76	55,168.57	53,531.07	52,633.92	51,330.25	49,817.97	48,761.83	46,887.19
11	Demand 1 (<=10km) [$/GJ*km*year],							232.99	227.74	220.99	217.28	211.90	205.66	201.34	193.60
12	Demand 2 (>10km) [$/GJ*km*year],							116.50	113.87	110.49	108.64	105.95	102.83	100.66	96.80
13	Usage 1 (<=10km) [$/GJ*km]							0.0568	0.0555	0.0539	0.0530	0.0516	0.0501	0.0491	0.0472
14	Usage 2 (>10km) [$/GJ*km]							0.0284	0.0277	0.0269	0.0265	0.0258	0.0250	0.0245	0.0236
15	Annum Payment / Annual Payment Equivalent			MHQ [GJ]											
16		35,000.00	[MDQ GJ per Annum]	13				81,327	79,493	77,133	75,840	73,961	71,781	70,261	67,573
17		40,000.00	[MDQ GJ per Annum]	15				84,882	82,968	80,504	79,156	77,194	74,919	73,332	70,528
18		45,000.00	[MDQ GJ per Annum]	17				88,437	86,443	83,876	82,471	80,427	78,056	76,403	73,483
19		50,000.00	[MDQ GJ per Annum]	18				91,993	89,918	87,248	85,786	83,660	81,194	79,474	76,438
20		55,000.00	[MDQ GJ per Annum]	20				95,548	93,393	90,619	89,101	86,893	84,331	82,546	79,393
21		60,000.00	[MDQ GJ per Annum]	22				99,103	96,868	93,991	92,417	90,126	87,469	85,617	82,348
22		65,000.00	[MDQ GJ per Annum]	24				102,659	100,343	97,362	95,732	93,359	90,607	88,688	85,303
23		70,000.00	[MDQ GJ per Annum]	26				106,214	103,818	100,734	99,047	96,592	93,744	91,759	88,259
24		75,000.00	[MDQ GJ per Annum]	28				109,769	107,293	104,106	102,362	99,825	96,882	94,831	91,214
25		80,000.00	[MDQ GJ per Annum]	29				113,325	110,768	107,477	105,677	103,058	100,019	97,902	94,169
26		85,000.00	[MDQ GJ per Annum]	31				116,880	114,242	110,849	108,993	106,291	103,157	100,973	97,124
27		90,000.00	[MDQ GJ per Annum]	33				120,435	117,717	114,221	112,308	109,524	106,294	104,044	100,079
28		95,000.00	[MDQ GJ per Annum]	35				123,990	121,192	117,592	115,623	112,757	109,432	107,116	103,034
29		100,000.00	[MDQ GJ per Annum]	37				127,546	124,667	120,964	118,938	115,990	112,570	110,187	105,989
30		105,000.00	[MDQ GJ per Annum]	39				131,101	128,142	124,336	122,254	119,223	115,707	113,258	108,944
31		110,000.00	[MDQ GJ per Annum]	40				134,656	131,617	127,707	125,569	122,456	118,845	116,329	111,899
32		115,000.00	[MDQ GJ per Annum]	42				138,212	135,092	131,079	128,884	125,689	121,982	119,401	114,854
33		120,000.00	[MDQ GJ per Annum]	44				141,767	138,567	134,451	132,199	128,922	125,120	122,472	117,810
34		135,000.00	[MDQ GJ per Annum]	50				152,433	148,992	144,565	142,145	138,621	134,533	131,686	126,675
35		140,000.00	[MDQ GJ per Annum]	51				155,988	152,467	147,937	145,460	141,854	137,670	134,757	129,630
36		145,000.00	[MDQ GJ per Annum]	53				159,543	155,942	151,309	148,775	145,087	140,808	137,828	132,585
37		146,623.49	[MDQ GJ per Annum]	54				160,698	157,070	152,404	149,852	146,136	141,827	138,825	133,545
38		150,000.00	[MDQ GJ per Annum]	55				163,099	159,417	154,680	152,091	148,320	143,945	140,900	135,540
39		155,000.00	[MDQ GJ per Annum]	57				166,654	162,892	158,052	155,406	151,553	147,083	143,971	138,495
40		160,000.00	[MDQ GJ per Annum]	59				170,209	166,367	161,424	158,721	154,786	150,221	147,042	141,450
41		165,000.00	[MDQ GJ per Annum]	61				173,765	169,841	164,795	162,036	158,019	153,358	150,113	144,405
42		170,000.00	[MDQ GJ per Annum]	62				177,320	173,316	168,167	165,351	161,252	156,496	153,185	147,361
43		175,000.00	[MDQ GJ per Annum]	64				180,875	176,791	171,539	168,667	164,485	159,633	156,256	150,316
44		180,000.00	[MDQ GJ per Annum]	66				184,431	180,266	174,910	171,982	167,718	162,771	159,327	153,271
45		185,000.00	[MDQ GJ per Annum]	68				187,986	183,741	178,282	175,297	170,951	165,908	162,398	156,226
46		190,000.00	[MDQ GJ per Annum]	70				191,541	187,216	181,654	178,612	174,184	169,046	165,470	159,181
47		195,000.00	[MDQ GJ per Annum]	72				195,096	190,691	185,025	181,928	177,417	172,184	168,541	162,136
48		200,000.00	[MDQ GJ per Annum]	73				198,652	194,166	188,397	185,243	180,650	175,321	171,612	165,091
49		205,000.00	[MDQ GJ per Annum]	75				202,207	197,641	191,769	188,558	183,882	178,459	174,683	168,046
50		210,000.00	[MDQ GJ per Annum]	77				205,762	201,116	195,140	191,873	187,115	181,596	177,755	171,001
51		215,000.00	[MDQ GJ per Annum]	79				209,318	204,591	198,512	195,188	190,348	184,734	180,826	173,956
52		220,000.00	[MDQ GJ per Annum]	81				212,873	208,066	201,883	198,504	193,581	187,872	183,897	176,912
53		225,000.00	[MDQ GJ per Annum]	83				216,428	211,541	205,255	201,819	196,814	191,009	186,968	179,867

18	19	20	21	22	23	24	25	26	27	28	29
		Half years			Year Ending 30 June				Year Ending 30 June		
2	2	3	4	5	3	3	3		3	3	3
2008	2009	2010	2010	2011	2012	2013	2014		2012	2013	2014
1 to 12	1 to 12	1 to 6	7 to 12	1 to 6	7 to 6	7 to 6	7 to 6		7 to 6	7 to 6	7 to 6
.2/2009]		Actual 3 [$ 31/12/2009]			FORECAST [$ 31/12/2009]				ERA Tariff Path [$ 31/12/2009]		
45,220.72	44,286.96	43,617.89	43,141.61	42,591.47	46,800.00	48,204.00	49,650.12		39,345.21	39,345.21	39,345.21
186.72	182.86	180.10	178.13	175.86	197.27	203.19	209.29		165.85	165.85	165.85
93.36	91.43	90.05	89.07	87.93	103.83	106.94	110.15		87.29	87.29	87.29
0.0455	0.0446	0.0439	0.0434	0.04289	0.04185	0.04311	0.04440		0.03518	0.03518	0.03518
0.0228	0.0223	0.0220	0.0217	0.02145	0.02091	0.02154	0.02219		0.01758	0.01758	0.01758
65,171	63,825	62,861	62,175	61,382	67,443	69,467	71,553		56,700	56,700	56,700
68,021	66,617	65,610	64,894	64,066	70,392	72,505	74,681		59,180	59,180	59,180
70,871	69,408	68,359	67,613	66,751	73,341	75,542	77,810		61,659	61,659	61,659
73,721	72,199	71,108	70,332	69,435	76,291	78,580	80,939		64,138	64,138	64,138
76,571	74,990	73,857	73,051	72,119	79,240	81,617	84,068		66,617	66,617	66,617
79,422	77,782	76,606	75,770	74,804	82,189	84,655	87,197		69,097	69,097	69,097
82,272	80,573	79,356	78,489	77,488	85,138	87,692	90,326		71,576	71,576	71,576
85,122	83,364	82,105	81,208	80,172	88,087	90,730	93,455		74,055	74,055	74,055
87,972	86,155	84,854	83,927	82,857	91,036	93,768	96,584		76,535	76,535	76,535
90,822	88,946	87,603	86,646	85,541	93,985	96,805	99,713		79,014	79,014	79,014
93,672	91,738	90,352	89,365	88,226	96,934	99,843	102,842		81,493	81,493	81,493
96,522	94,529	93,101	92,084	90,910	99,883	102,880	105,971		83,973	83,973	83,973
99,372	97,320	95,850	94,803	93,594	102,832	105,918	109,100		86,452	86,452	86,452
102,222	100,111	98,599	97,522	96,279	105,781	108,955	112,228		88,931	88,931	88,931
105,072	102,903	101,348	100,241	98,963	108,730	111,993	115,357		91,410	91,410	91,410
107,922	105,694	104,097	102,960	101,647	111,679	115,030	118,486		93,890	93,890	93,890
110,772	108,485	106,846	105,679	104,332	114,628	118,068	121,615		96,369	96,369	96,369
113,622	111,276	109,595	108,398	107,016	117,577	121,106	124,744		98,848	98,848	98,848
122,173	119,650	117,842	116,555	115,069	126,424	130,218	134,131		106,286	106,286	106,286
125,023	122,441	120,591	119,274	117,753	129,373	133,256	137,260		108,765	108,765	108,765
127,873	125,232	123,340	121,993	120,438	132,322	136,293	140,389		111,245	111,245	111,245
128,798	126,139	124,233	122,876	121,309	133,280	137,280	141,405		112,050	112,050	112,050
130,723	128,023	126,089	124,713	123,122	135,272	139,331	143,518		113,724	113,724	113,724
133,573	130,815	128,838	127,432	125,807	138,221	142,369	146,647		116,203	116,203	116,203
136,423	133,606	131,587	130,151	128,491	141,170	145,406	149,775		118,683	118,683	118,683
139,273	136,397	134,336	132,870	131,175	144,119	148,444	152,904		121,162	121,162	121,162
142,123	139,188	137,086	135,589	133,860	147,068	151,481	156,033		123,641	123,641	123,641
144,973	141,980	139,835	138,308	136,544	150,017	154,519	159,162		126,121	126,121	126,121
147,823	144,771	142,584	141,027	139,228	152,966	157,556	162,291		128,600	128,600	128,600
150,673	147,562	145,333	143,746	141,913	155,915	160,594	165,420		131,079	131,079	131,079
153,523	150,353	148,082	146,465	144,597	158,864	163,632	168,549		133,558	133,558	133,558
156,373	153,144	150,831	149,184	147,281	161,813	166,669	171,678		136,038	136,038	136,038
159,223	155,936	153,580	151,903	149,966	164,762	169,707	174,807		138,517	138,517	138,517
162,073	158,727	156,329	154,622	152,650	167,711	172,744	177,936		140,996	140,996	140,996
164,924	161,518	159,078	157,341	155,334	170,660	175,782	181,065		143,476	143,476	143,476
167,774	164,309	161,827	160,060	158,019	173,609	178,819	184,194		145,955	145,955	145,955
170,624	167,100	164,576	162,779	160,703	176,558	181,857	187,322		148,434	148,434	148,434
173,474	169,892	167,325	165,498	163,388	179,507	184,895	190,451		150,913	150,913	150,913

Avg Q	Cost
146,623	0.0
146,623	450000.0

Low Q	Cost
40,000	0.0
40,000	450000.0

High Q	Cost
360,000	0.0
360,000	450000.0

54	230,000.00	[MDQ GJ per Annum]	84	219,983	215,016	208,627	205,134	200,047	194,147	190,040	182,822
55	235,000.00	[MDQ GJ per Annum]	86	223,539	218,491	211,998	208,449	203,280	197,284	193,111	185,777
56	240,000.00	[MDQ GJ per Annum]	88	227,094	221,965	215,370	211,765	206,513	200,422	196,182	188,732
57	245,000.00	[MDQ GJ per Annum]	90	230,649	225,440	218,742	215,080	209,746	203,559	199,253	191,687
58	250,000.00	[MDQ GJ per Annum]	92	234,205	228,915	222,113	218,395	212,979	206,697	202,325	194,642
59	255,000.00	[MDQ GJ per Annum]	94	237,760	232,390	225,485	221,710	216,212	209,835	205,396	197,597
60	260,000.00	[MDQ GJ per Annum]	95	241,315	235,865	228,857	225,025	219,445	212,972	208,467	200,552
61	265,000.00	[MDQ GJ per Annum]	97	244,871	239,340	232,228	228,341	222,678	216,110	211,538	203,507
62	270,000.00	[MDQ GJ per Annum]	99	248,426	242,815	235,600	231,656	225,911	219,247	214,610	206,462
63	275,000.00	[MDQ GJ per Annum]	101	251,981	246,290	238,972	234,971	229,144	222,385	217,681	209,418
64	280,000.00	[MDQ GJ per Annum]	103	255,536	249,765	242,343	238,286	232,377	225,523	220,752	212,373
65	285,000.00	[MDQ GJ per Annum]	105	259,092	253,240	245,715	241,601	235,610	228,660	223,823	215,328
66	290,000.00	[MDQ GJ per Annum]	106	262,647	256,715	249,087	244,917	238,843	231,798	226,895	218,283
67	295,000.00	[MDQ GJ per Annum]	108	266,202	260,190	252,458	248,232	242,076	234,935	229,966	221,238
68	300,000.00	[MDQ GJ per Annum]	110	269,758	263,665	255,830	251,547	245,309	238,073	233,037	224,193
69	305,000.00	[MDQ GJ per Annum]	112	273,313	267,140	259,201	254,862	248,542	241,210	236,108	227,148
70	310,000.00	[MDQ GJ per Annum]	114	276,868	270,615	262,573	258,178	251,775	244,348	239,180	230,103
71	315,000.00	[MDQ GJ per Annum]	116	280,424	274,090	265,945	261,493	255,008	247,486	242,251	233,058
72	320,000.00	[MDQ GJ per Annum]	117	283,979	277,564	269,316	264,808	258,241	250,623	245,322	236,013
73	325,000.00	[MDQ GJ per Annum]	119	287,534	281,039	272,688	268,123	261,474	253,761	248,393	238,969
74	330,000.00	[MDQ GJ per Annum]	121	291,089	284,514	276,060	271,438	264,707	256,898	251,465	241,924
75	335,000.00	[MDQ GJ per Annum]	123	294,645	287,989	279,431	274,754	267,940	260,036	254,536	244,879
76	340,000.00	[MDQ GJ per Annum]	125	298,200	291,464	282,803	278,069	271,173	263,174	257,607	247,834
77	345,000.00	[MDQ GJ per Annum]	127	301,755	294,939	286,175	281,384	274,406	266,311	260,679	250,789
78	350,000.00	[MDQ GJ per Annum]	128	305,311	298,414	289,546	284,699	277,639	269,449	263,750	253,744
79	355,000.00	[MDQ GJ per Annum]	130	308,866	301,889	292,918	288,015	280,872	272,586	266,821	256,699
80	360,000.00	[MDQ GJ per Annum]	132	312,421	305,364	296,290	291,330	284,105	275,724	269,892	259,654
81	365,000.00	[MDQ GJ per Annum]	134	315,977	308,839	299,661	294,645	287,338	278,861	272,964	262,609
82	370,000.00	[MDQ GJ per Annum]	136	319,532	312,314	303,033	297,960	290,571	281,999	276,035	265,564
83	375,000.00	[MDQ GJ per Annum]	138	323,087	315,789	306,404	301,275	293,804	285,137	279,106	268,520
84	380,000.00	[MDQ GJ per Annum]	139	326,642	319,264	309,776	304,591	297,037	288,274	282,177	271,475
85	385,000.00	[MDQ GJ per Annum]	141	330,198	322,739	313,148	307,906	300,270	291,412	285,249	274,430
86	390,000.00	[MDQ GJ per Annum]	143	333,753	326,214	316,519	311,221	303,503	294,549	288,320	277,385
87	395,000.00	[MDQ GJ per Annum]	145	337,308	329,689	319,891	314,536	306,736	297,687	291,391	280,340
88	400,000.00	[MDQ GJ per Annum]	147	340,864	333,163	323,263	317,852	309,969	300,824	294,462	283,295
89	405,000.00	[MDQ GJ per Annum]	149	344,419	336,638	326,634	321,167	313,202	303,962	297,534	286,250
90	410,000.00	[MDQ GJ per Annum]	150	347,974	340,113	330,006	324,482	316,435	307,100	300,605	289,205
91	415,000.00	[MDQ GJ per Annum]	152	351,530	343,588	333,378	327,797	319,668	310,237	303,676	292,160
92	420,000.00	[MDQ GJ per Annum]	154	355,085	347,063	336,749	331,112	322,901	313,375	306,747	295,115
93	425,000.00	[MDQ GJ per Annum]	156	358,640	350,538	340,121	334,428	326,134	316,512	309,819	298,071
94	430,000.00	[MDQ GJ per Annum]	158	362,195	354,013	343,493	337,743	329,367	319,650	312,890	301,026
95	435,000.00	[MDQ GJ per Annum]	160	365,751	357,488	346,864	341,058	332,600	322,788	315,961	303,981
96	440,000.00	[MDQ GJ per Annum]	161	369,306	360,963	350,236	344,373	335,833	325,925	319,032	306,936
97	445,000.00	[MDQ GJ per Annum]	163	372,861	364,438	353,608	347,689	339,066	329,063	322,104	309,891
98	450,000.00	[MDQ GJ per Annum]	165	376,417	367,913	356,979	351,004	342,299	332,200	325,175	312,846
99	455,000.00	[MDQ GJ per Annum]	167	379,972	371,388	360,351	354,319	345,532	335,338	328,246	315,801
100	460,000.00	[MDQ GJ per Annum]	169	383,527	374,863	363,722	357,634	348,765	338,475	331,317	318,756
101	465,000.00	[MDQ GJ per Annum]	171	387,083	378,338	367,094	360,949	351,998	341,613	334,389	321,711
102	470,000.00	[MDQ GJ per Annum]	172	390,638	381,813	370,466	364,265	355,231	344,751	337,460	324,666
103	475,000.00	[MDQ GJ per Annum]	174	394,193	385,287	373,837	367,580	358,463	347,888	340,531	327,622
104	480,000.00	[MDQ GJ per Annum]	176	397,748	388,762	377,209	370,895	361,696	351,026	343,602	330,577
105	485,000.00	[MDQ GJ per Annum]	178	401,304	392,237	380,581	374,210	364,929	354,163	346,674	333,532
106	490,000.00	[MDQ GJ per Annum]	180	404,859	395,712	383,952	377,526	368,162	357,301	349,745	336,487

176,324	172,683	170,074	168,217	166,072	182,456	187,932	193,580	153,393	153,393	153,393
179,174	175,474	172,823	170,936	168,756	185,405	190,970	196,709	155,872	155,872	155,872
182,024	178,265	175,572	173,655	171,441	188,354	194,007	199,838	158,351	158,351	158,351
184,874	181,057	178,321	176,374	174,125	191,303	197,045	202,967	160,831	160,831	160,831
187,724	183,848	181,070	179,093	176,809	194,253	200,082	206,096	163,310	163,310	163,310
190,574	186,639	183,819	181,812	179,494	197,202	203,120	209,225	165,789	165,789	165,789
193,424	189,430	186,568	184,531	182,178	200,151	206,157	212,354	168,269	168,269	168,269
196,274	192,221	189,317	187,250	184,862	203,100	209,195	215,483	170,748	170,748	170,748
199,124	195,013	192,067	189,969	187,547	206,049	212,233	218,612	173,227	173,227	173,227
201,974	197,804	194,816	192,688	190,231	208,998	215,270	221,741	175,706	175,706	175,706
204,825	200,595	197,565	195,407	192,915	211,947	218,308	224,869	178,186	178,186	178,186
207,675	203,386	200,314	198,126	195,600	214,896	221,345	227,998	180,665	180,665	180,665
210,525	206,178	203,063	200,845	198,284	217,845	224,383	231,127	183,144	183,144	183,144
213,375	208,969	205,812	203,564	200,969	220,794	227,420	234,256	185,624	185,624	185,624
216,225	211,760	208,561	206,283	203,653	223,743	230,458	237,385	188,103	188,103	188,103
219,075	214,551	211,310	209,002	206,337	226,692	233,496	240,514	190,582	190,582	190,582
221,925	217,342	214,059	211,721	209,022	229,641	236,533	243,643	193,061	193,061	193,061
224,775	220,134	216,808	214,440	211,706	232,590	239,571	246,772	195,541	195,541	195,541
227,625	222,925	219,557	217,160	214,390	235,539	242,608	249,901	198,020	198,020	198,020
230,475	225,716	222,306	219,879	217,075	238,488	245,646	253,030	200,499	200,499	200,499
233,325	228,507	225,055	222,598	219,759	241,437	248,683	256,159	202,979	202,979	202,979
236,175	231,298	227,804	225,317	222,443	244,386	251,721	259,288	205,458	205,458	205,458
239,025	234,090	230,553	228,036	225,128	247,335	254,759	262,416	207,937	207,937	207,937
241,875	236,881	233,302	230,755	227,812	250,284	257,796	265,545	210,417	210,417	210,417
244,725	239,672	236,051	233,474	230,496	253,234	260,834	268,674	212,896	212,896	212,896
247,576	242,463	238,800	236,193	233,181	256,183	263,871	271,803	215,375	215,375	215,375
250,426	245,255	241,549	238,912	235,865	259,132	266,909	274,932	217,854	217,854	217,854
253,276	248,046	244,298	241,631	238,550	262,081	269,946	278,061	220,334	220,334	220,334
256,126	250,837	247,047	244,350	241,234	265,030	272,984	281,190	222,813	222,813	222,813
258,976	253,628	249,797	247,069	243,918	267,979	276,022	284,319	225,292	225,292	225,292
261,826	256,419	252,546	249,788	246,603	270,928	279,059	287,448	227,772	227,772	227,772
264,676	259,211	255,295	252,507	249,287	273,877	282,097	290,577	230,251	230,251	230,251
267,526	262,002	258,044	255,226	251,971	276,826	285,134	293,706	232,730	232,730	232,730
270,376	264,793	260,793	257,945	254,656	279,775	288,172	296,835	235,210	235,210	235,210
273,226	267,584	263,542	260,664	257,340	282,724	291,209	299,963	237,689	237,689	237,689
276,076	270,376	266,291	263,383	260,024	285,673	294,247	303,092	240,168	240,168	240,168
278,926	273,167	269,040	266,102	262,709	288,622	297,284	306,221	242,647	242,647	242,647
281,776	275,958	271,789	268,821	265,393	291,571	300,322	309,350	245,127	245,127	245,127
284,626	278,749	274,538	271,540	268,077	294,520	303,360	312,479	247,606	247,606	247,606
287,476	281,540	277,287	274,259	270,762	297,469	306,397	315,608	250,085	250,085	250,085
290,327	284,332	280,036	276,978	273,446	300,418	309,435	318,737	252,565	252,565	252,565
293,177	287,123	282,785	279,697	276,131	303,367	312,472	321,866	255,044	255,044	255,044
296,027	289,914	285,534	282,416	278,815	306,316	315,510	324,995	257,523	257,523	257,523
298,877	292,705	288,283	285,135	281,499	309,265	318,547	328,124	260,002	260,002	260,002
301,727	295,496	291,032	287,854	284,184	312,215	321,585	331,253	262,482	262,482	262,482
304,577	298,288	293,781	290,573	286,868	315,164	324,623	334,382	264,961	264,961	264,961
307,427	301,079	296,530	293,292	289,552	318,113	327,660	337,510	267,440	267,440	267,440
310,277	303,870	299,279	296,011	292,237	321,062	330,698	340,639	269,920	269,920	269,920
313,127	306,661	302,028	298,730	294,921	324,011	333,735	343,768	272,399	272,399	272,399
315,977	309,453	304,777	301,449	297,605	326,960	336,773	346,897	274,878	274,878	274,878
318,827	312,244	307,527	304,168	300,290	329,909	339,810	350,026	277,358	277,358	277,358
321,677	315,035	310,276	306,888	302,974	332,858	342,848	353,155	279,837	279,837	279,837
324,527	317,826	313,025	309,607	305,658	335,807	345,886	356,284	282,316	282,316	282,316

107	495,000.00	[MDQ GJ per Annum]	182	408,414	399,187	387,324	380,841	371,395	360,439	352,816	339,442
108	500,000.00	[MDQ GJ per Annum]	183	411,970	402,662	390,696	384,156	374,628	363,576	355,887	342,397
109	505,000.00	[MDQ GJ per Annum]	185	415,525	406,137	394,067	387,471	377,861	366,714	358,959	345,352
110	510,000.00	[MDQ GJ per Annum]	187	419,080	409,612	397,439	390,786	381,094	369,851	362,030	348,307
111	515,000.00	[MDQ GJ per Annum]	189	422,636	413,087	400,811	394,102	384,327	372,989	365,101	351,262
112	520,000.00	[MDQ GJ per Annum]	191	426,191	416,562	404,182	397,417	387,560	376,126	368,172	354,217
113	525,000.00	[MDQ GJ per Annum]	193	429,746	420,037	407,554	400,732	390,793	379,264	371,244	357,173
114	530,000.00	[MDQ GJ per Annum]	194	433,301	423,512	410,925	404,047	394,026	382,402	374,315	360,128
115	535,000.00	[MDQ GJ per Annum]	196	436,857	426,987	414,297	407,363	397,259	385,539	377,386	363,083
116	Variation of Annum Payment / Annual Payment Equivalent										
117	35,000.00	[GJ per Annum]			-1,834	-2,361	-1,292	-1,879	-2,180	-1,520	-2,688
118	40,000.00	[GJ per Annum]			-1,914	-2,464	-1,349	-1,962	-2,275	-1,587	-2,804
119	45,000.00	[GJ per Annum]			-1,994	-2,567	-1,405	-2,044	-2,371	-1,653	-2,920
120	50,000.00	[GJ per Annum]			-2,075	-2,670	-1,461	-2,126	-2,466	-1,719	-3,036
121	55,000.00	[GJ per Annum]			-2,155	-2,774	-1,518	-2,208	-2,562	-1,786	-3,152
122	60,000.00	[GJ per Annum]			-2,236	-2,877	-1,574	-2,291	-2,657	-1,852	-3,269
123	65,000.00	[GJ per Annum]			-2,316	-2,980	-1,631	-2,373	-2,752	-1,918	-3,385
124	70,000.00	[GJ per Annum]			-2,396	-3,084	-1,687	-2,455	-2,848	-1,985	-3,501
125	75,000.00	[GJ per Annum]			-2,477	-3,187	-1,744	-2,537	-2,943	-2,051	-3,617
126	80,000.00	[GJ per Annum]			-2,557	-3,290	-1,800	-2,619	-3,039	-2,117	-3,733
127	85,000.00	[GJ per Annum]			-2,637	-3,393	-1,856	-2,702	-3,134	-2,184	-3,849
128	90,000.00	[GJ per Annum]			-2,718	-3,497	-1,913	-2,784	-3,229	-2,250	-3,965
129	95,000.00	[GJ per Annum]			-2,798	-3,600	-1,969	-2,866	-3,325	-2,316	-4,082
130	100,000.00	[GJ per Annum]			-2,878	-3,703	-2,026	-2,948	-3,420	-2,383	-4,198
131	105,000.00	[GJ per Annum]			-2,959	-3,807	-2,082	-3,031	-3,516	-2,449	-4,314
132	110,000.00	[GJ per Annum]			-3,039	-3,910	-2,139	-3,113	-3,611	-2,515	-4,430
133	115,000.00	[GJ per Annum]			-3,120	-4,013	-2,195	-3,195	-3,706	-2,582	-4,546
134	120,000.00	[GJ per Annum]			-3,200	-4,116	-2,251	-3,277	-3,802	-2,648	-4,662
135	146,623.49	[GJ per Annum]			-3,628	-4,666	-2,552	-3,715	-4,310	-3,001	-5,281
136	135,000.00	[GJ per Annum]			-3,441	-4,426	-2,421	-3,524	-4,088	-2,847	-5,011
137	140,000.00	[GJ per Annum]			-3,521	-4,530	-2,477	-3,606	-4,183	-2,913	-5,127
138	145,000.00	[GJ per Annum]			-3,602	-4,633	-2,533	-3,689	-4,279	-2,980	-5,243
139	150,000.00	[GJ per Annum]			-3,682	-4,736	-2,590	-3,771	-4,374	-3,046	-5,359
140	155,000.00	[GJ per Annum]			-3,762	-4,840	-2,646	-3,853	-4,470	-3,112	-5,476
141	160,000.00	[GJ per Annum]			-3,843	-4,943	-2,703	-3,935	-4,565	-3,179	-5,592
142	165,000.00	[GJ per Annum]			-3,923	-5,046	-2,759	-4,018	-4,660	-3,245	-5,708
143	170,000.00	[GJ per Annum]			-4,004	-5,149	-2,816	-4,100	-4,756	-3,311	-5,824
144	175,000.00	[GJ per Annum]			-4,084	-5,253	-2,872	-4,182	-4,851	-3,378	-5,940
145	180,000.00	[GJ per Annum]			-4,164	-5,356	-2,928	-4,264	-4,947	-3,444	-6,056
146	185,000.00	[GJ per Annum]			-4,245	-5,459	-2,985	-4,347	-5,042	-3,510	-6,172
147	190,000.00	[GJ per Annum]			-4,325	-5,563	-3,041	-4,429	-5,137	-3,576	-6,289
148	195,000.00	[GJ per Annum]			-4,405	-5,666	-3,098	-4,511	-5,233	-3,643	-6,405
149	200,000.00	[GJ per Annum]			-4,486	-5,769	-3,154	-4,593	-5,328	-3,709	-6,521
150	205,000.00	[GJ per Annum]			-4,566	-5,872	-3,211	-4,675	-5,424	-3,775	-6,637
151	210,000.00	[GJ per Annum]			-4,646	-5,976	-3,267	-4,758	-5,519	-3,842	-6,753
152	215,000.00	[GJ per Annum]			-4,727	-6,079	-3,323	-4,840	-5,614	-3,908	-6,869
153	220,000.00	[GJ per Annum]			-4,807	-6,182	-3,380	-4,922	-5,710	-3,974	-6,986
154	225,000.00	[GJ per Annum]			-4,888	-6,286	-3,436	-5,004	-5,805	-4,041	-7,102
155	230,000.00	[GJ per Annum]			-4,968	-6,389	-3,493	-5,087	-5,901	-4,107	-7,218
156	235,000.00	[GJ per Annum]			-5,048	-6,492	-3,549	-5,169	-5,996	-4,173	-7,334
157	240,000.00	[GJ per Annum]			-5,129	-6,595	-3,606	-5,251	-6,091	-4,240	-7,450
158	245,000.00	[GJ per Annum]			-5,209	-6,699	-3,662	-5,333	-6,187	-4,306	-7,566
159	250,000.00	[GJ per Annum]			-5,289	-6,802	-3,718	-5,416	-6,282	-4,372	-7,683

327,377	320,617	315,774	312,326	308,343	338,756	348,923	359,413	284,795	284,795	284,795
330,227	323,409	318,523	315,045	311,027	341,705	351,961	362,542	287,275	287,275	287,275
333,078	326,200	321,272	317,764	313,712	344,654	354,998	365,671	289,754	289,754	289,754
335,928	328,991	324,021	320,483	316,396	347,603	358,036	368,800	292,233	292,233	292,233
338,778	331,782	326,770	323,202	319,080	350,552	361,073	371,929	294,713	294,713	294,713
341,628	334,573	329,519	325,921	321,765	353,501	364,111	375,057	297,192	297,192	297,192
344,478	337,365	332,268	328,640	324,449	356,450	367,149	378,186	299,671	299,671	299,671
347,328	340,156	335,017	331,359	327,133	359,399	370,186	381,315	302,150	302,150	302,150
350,178	342,947	337,766	334,078	329,818	362,348	373,224	384,444	304,630	304,630	304,630
-2,402	-1,346	-964	-686	-793	6,061	2,024	2,086	-4,682	-	-
-2,507	-1,405	-1,006	-716	-828	6,326	2,112	2,177	-4,887	-	-
-2,612	-1,463	-1,049	-746	-862	6,591	2,201	2,268	-5,092	-	-
-2,717	-1,522	-1,091	-776	-897	6,855	2,289	2,360	-5,297	-	-
-2,822	-1,581	-1,133	-806	-932	7,120	2,378	2,451	-5,502	-	-
-2,927	-1,640	-1,175	-837	-966	7,385	2,466	2,542	-5,707	-	-
-3,032	-1,699	-1,217	-867	-1,001	7,650	2,555	2,634	-5,912	-	-
-3,137	-1,758	-1,259	-897	-1,036	7,914	2,643	2,725	-6,117	-	-
-3,242	-1,817	-1,302	-927	-1,070	8,179	2,732	2,816	-6,322	-	-
-3,347	-1,875	-1,344	-957	-1,105	8,444	2,820	2,908	-6,527	-	-
-3,452	-1,934	-1,386	-987	-1,140	8,708	2,909	2,999	-6,732	-	-
-3,557	-1,993	-1,428	-1,017	-1,174	8,973	2,997	3,090	-6,937	-	-
-3,662	-2,052	-1,470	-1,047	-1,209	9,238	3,086	3,182	-7,142	-	-
-3,767	-2,111	-1,512	-1,077	-1,244	9,502	3,174	3,273	-7,348	-	-
-3,872	-2,170	-1,555	-1,107	-1,278	9,767	3,263	3,364	-7,553	-	-
-3,977	-2,228	-1,597	-1,137	-1,313	10,032	3,351	3,456	-7,758	-	-
-4,082	-2,287	-1,639	-1,167	-1,348	10,296	3,440	3,547	-7,963	-	-
-4,187	-2,346	-1,681	-1,197	-1,382	10,561	3,528	3,639	-8,168	-	-
-4,746	-2,660	-1,906	-1,357	-1,567	11,971	4,000	4,125	-9,260	-	-
-4,502	-2,523	-1,808	-1,287	-1,486	11,355	3,794	3,913	-8,783	-	-
-4,607	-2,582	-1,850	-1,317	-1,521	11,620	3,882	4,004	-8,988	-	-
-4,712	-2,640	-1,892	-1,347	-1,556	11,885	3,971	4,095	-9,193	-	-
-4,817	-2,699	-1,934	-1,377	-1,590	12,149	4,060	4,187	-9,398	-	-
-4,922	-2,758	-1,976	-1,407	-1,625	12,414	4,148	4,278	-9,603	-	-
-5,027	-2,817	-2,018	-1,437	-1,660	12,679	4,237	4,369	-9,808	-	-
-5,132	-2,876	-2,061	-1,467	-1,694	12,943	4,325	4,461	-10,013	-	-
-5,238	-2,935	-2,103	-1,497	-1,729	13,208	4,414	4,552	-10,218	-	-
-5,343	-2,994	-2,145	-1,527	-1,764	13,473	4,502	4,643	-10,423	-	-
-5,448	-3,052	-2,187	-1,557	-1,798	13,737	4,591	4,735	-10,629	-	-
-5,553	-3,111	-2,229	-1,587	-1,833	14,002	4,679	4,826	-10,834	-	-
-5,658	-3,170	-2,271	-1,617	-1,868	14,267	4,768	4,917	-11,039	-	-
-5,763	-3,229	-2,314	-1,647	-1,902	14,532	4,856	5,009	-11,244	-	-
-5,868	-3,288	-2,356	-1,677	-1,937	14,796	4,945	5,100	-11,449	-	-
-5,973	-3,347	-2,398	-1,707	-1,972	15,061	5,033	5,191	-11,654	-	-
-6,078	-3,406	-2,440	-1,737	-2,006	15,326	5,122	5,283	-11,859	-	-
-6,183	-3,464	-2,482	-1,767	-2,041	15,590	5,210	5,374	-12,064	-	-
-6,288	-3,523	-2,524	-1,797	-2,076	15,855	5,299	5,466	-12,269	-	-
-6,393	-3,582	-2,567	-1,827	-2,110	16,120	5,387	5,557	-12,474	-	-
-6,498	-3,641	-2,609	-1,857	-2,145	16,384	5,476	5,648	-12,679	-	-
-6,603	-3,700	-2,651	-1,887	-2,180	16,649	5,564	5,740	-12,884	-	-
-6,708	-3,759	-2,693	-1,917	-2,214	16,914	5,653	5,831	-13,089	-	-
-6,813	-3,817	-2,735	-1,947	-2,249	17,178	5,741	5,922	-13,294	-	-
-6,918	-3,876	-2,777	-1,977	-2,284	17,443	5,830	6,014	-13,499	-	-

160	255,000.00	[GJ per Annum]	-5,370	-6,905	-3,775	-5,498	-6,378	-4,439	-7,799
161	260,000.00	[GJ per Annum]	-5,450	-7,009	-3,831	-5,580	-6,473	-4,505	-7,915
162	265,000.00	[GJ per Annum]	-5,530	-7,112	-3,888	-5,662	-6,568	-4,571	-8,031
163	270,000.00	[GJ per Annum]	-5,611	-7,215	-3,944	-5,745	-6,664	-4,638	-8,147
164	275,000.00	[GJ per Annum]	-5,691	-7,318	-4,001	-5,827	-6,759	-4,704	-8,263
165	280,000.00	[GJ per Annum]	-5,771	-7,422	-4,057	-5,909	-6,855	-4,770	-8,379
166	285,000.00	[GJ per Annum]	-5,852	-7,525	-4,113	-5,991	-6,950	-4,837	-8,496
167	290,000.00	[GJ per Annum]	-5,932	-7,628	-4,170	-6,074	-7,045	-4,903	-8,612
168	295,000.00	[GJ per Annum]	-6,013	-7,732	-4,226	-6,156	-7,141	-4,969	-8,728
169	300,000.00	[GJ per Annum]	-6,093	-7,835	-4,283	-6,238	-7,236	-5,036	-8,844
170	305,000.00	[GJ per Annum]	-6,173	-7,938	-4,339	-6,320	-7,332	-5,102	-8,960
171	310,000.00	[GJ per Annum]	-6,254	-8,042	-4,395	-6,402	-7,427	-5,168	-9,076
172	315,000.00	[GJ per Annum]	-6,334	-8,145	-4,452	-6,485	-7,522	-5,235	-9,193
173	320,000.00	[GJ per Annum]	-6,414	-8,248	-4,508	-6,567	-7,618	-5,301	-9,309
174	325,000.00	[GJ per Annum]	-6,495	-8,351	-4,565	-6,649	-7,713	-5,367	-9,425
175	330,000.00	[GJ per Annum]	-6,575	-8,455	-4,621	-6,731	-7,809	-5,434	-9,541
176	335,000.00	[GJ per Annum]	-6,655	-8,558	-4,678	-6,814	-7,904	-5,500	-9,657
177	340,000.00	[GJ per Annum]	-6,736	-8,661	-4,734	-6,896	-7,999	-5,566	-9,773
178	345,000.00	[GJ per Annum]	-6,816	-8,765	-4,790	-6,978	-8,095	-5,633	-9,890
179	350,000.00	[GJ per Annum]	-6,897	-8,868	-4,847	-7,060	-8,190	-5,699	-10,006
180	355,000.00	[GJ per Annum]	-6,977	-8,971	-4,903	-7,143	-8,286	-5,765	-10,122
181	360,000.00	[GJ per Annum]	-7,057	-9,074	-4,960	-7,225	-8,381	-5,832	-10,238
182	365,000.00	[GJ per Annum]	-7,138	-9,178	-5,016	-7,307	-8,476	-5,898	-10,354
183	370,000.00	[GJ per Annum]	-7,218	-9,281	-5,073	-7,389	-8,572	-5,964	-10,470
184	375,000.00	[GJ per Annum]	-7,298	-9,384	-5,129	-7,472	-8,667	-6,031	-10,586
185	380,000.00	[GJ per Annum]	-7,379	-9,488	-5,185	-7,554	-8,763	-6,097	-10,703
186	385,000.00	[GJ per Annum]	-7,459	-9,591	-5,242	-7,636	-8,858	-6,163	-10,819
187	390,000.00	[GJ per Annum]	-7,539	-9,694	-5,298	-7,718	-8,953	-6,229	-10,935
188	395,000.00	[GJ per Annum]	-7,620	-9,797	-5,355	-7,801	-9,049	-6,296	-11,051
189	400,000.00	[GJ per Annum]	-7,700	-9,901	-5,411	-7,883	-9,144	-6,362	-11,167
190	405,000.00	[GJ per Annum]	-7,781	-10,004	-5,468	-7,965	-9,240	-6,428	-11,283
191	410,000.00	[GJ per Annum]	-7,861	-10,107	-5,524	-8,047	-9,335	-6,495	-11,400
192	415,000.00	[GJ per Annum]	-7,941	-10,211	-5,580	-8,130	-9,430	-6,561	-11,516
193	420,000.00	[GJ per Annum]	-8,022	-10,314	-5,637	-8,212	-9,526	-6,627	-11,632
194	425,000.00	[GJ per Annum]	-8,102	-10,417	-5,693	-8,294	-9,621	-6,694	-11,748
195	430,000.00	[GJ per Annum]	-8,182	-10,520	-5,750	-8,376	-9,717	-6,760	-11,864
196	435,000.00	[GJ per Annum]	-8,263	-10,624	-5,806	-8,458	-9,812	-6,826	-11,980
197	440,000.00	[GJ per Annum]	-8,343	-10,727	-5,863	-8,541	-9,907	-6,893	-12,097
198	445,000.00	[GJ per Annum]	-8,423	-10,830	-5,919	-8,623	-10,003	-6,959	-12,213
199	450,000.00	[GJ per Annum]	-8,504	-10,934	-5,975	-8,705	-10,098	-7,025	-12,329
200	455,000.00	[GJ per Annum]	-8,584	-11,037	-6,032	-8,787	-10,194	-7,092	-12,445
201	460,000.00	[GJ per Annum]	-8,665	-11,140	-6,088	-8,870	-10,289	-7,158	-12,561
202	465,000.00	[GJ per Annum]	-8,745	-11,244	-6,145	-8,952	-10,384	-7,224	-12,677
203	470,000.00	[GJ per Annum]	-8,825	-11,347	-6,201	-9,034	-10,480	-7,291	-12,794
204	475,000.00	[GJ per Annum]	-8,906	-11,450	-6,258	-9,116	-10,575	-7,357	-12,910
205	480,000.00	[GJ per Annum]	-8,986	-11,553	-6,314	-9,199	-10,671	-7,423	-13,026
206	485,000.00	[GJ per Annum]	-9,066	-11,657	-6,370	-9,281	-10,766	-7,490	-13,142
207	490,000.00	[GJ per Annum]	-9,147	-11,760	-6,427	-9,363	-10,861	-7,556	-13,258
208	495,000.00	[GJ per Annum]	-9,227	-11,863	-6,483	-9,445	-10,957	-7,622	-13,374
209	500,000.00	[GJ per Annum]	-9,307	-11,967	-6,540	-9,528	-11,052	-7,689	-13,490
210	505,000.00	[GJ per Annum]	-9,388	-12,070	-6,596	-9,610	-11,148	-7,755	-13,607
211	510,000.00	[GJ per Annum]	-9,468	-12,173	-6,652	-9,692	-11,243	-7,821	-13,723
212	515,000.00	[GJ per Annum]	-9,549	-12,276	-6,709	-9,774	-11,338	-7,888	-13,839

-7,023	-3,935	-2,820	-2,007	-2,318	17,708	5,918	6,105	-13,704	-	-
-7,128	-3,994	-2,862	-2,037	-2,353	17,973	6,007	6,196	-13,910	-	-
-7,233	-4,053	-2,904	-2,067	-2,388	18,237	6,095	6,288	-14,115	-	-
-7,338	-4,112	-2,946	-2,097	-2,422	18,502	6,184	6,379	-14,320	-	-
-7,443	-4,171	-2,988	-2,127	-2,457	18,767	6,272	6,470	-14,525	-	-
-7,548	-4,229	-3,030	-2,157	-2,492	19,031	6,361	6,562	-14,730	-	-
-7,653	-4,288	-3,073	-2,187	-2,526	19,296	6,449	6,653	-14,935	-	-
-7,758	-4,347	-3,115	-2,217	-2,561	19,561	6,538	6,744	-15,140	-	-
-7,863	-4,406	-3,157	-2,247	-2,596	19,825	6,626	6,836	-15,345	-	-
-7,968	-4,465	-3,199	-2,277	-2,630	20,090	6,715	6,927	-15,550	-	-
-8,073	-4,524	-3,241	-2,307	-2,665	20,355	6,804	7,018	-15,755	-	-
-8,178	-4,583	-3,283	-2,337	-2,700	20,619	6,892	7,110	-15,960	-	-
-8,283	-4,641	-3,326	-2,367	-2,735	20,884	6,981	7,201	-16,165	-	-
-8,388	-4,700	-3,368	-2,397	-2,769	21,149	7,069	7,293	-16,370	-	-
-8,493	-4,759	-3,410	-2,427	-2,804	21,414	7,158	7,384	-16,575	-	-
-8,598	-4,818	-3,452	-2,457	-2,839	21,678	7,246	7,475	-16,780	-	-
-8,704	-4,877	-3,494	-2,488	-2,873	21,943	7,335	7,567	-16,985	-	-
-8,809	-4,936	-3,537	-2,518	-2,908	22,208	7,423	7,658	-17,191	-	-
-8,914	-4,994	-3,579	-2,548	-2,943	22,472	7,512	7,749	-17,396	-	-
-9,019	-5,053	-3,621	-2,578	-2,977	22,737	7,600	7,841	-17,601	-	-
-9,124	-5,112	-3,663	-2,608	-3,012	23,002	7,689	7,932	-17,806	-	-
-9,229	-5,171	-3,705	-2,638	-3,047	23,266	7,777	8,023	-18,011	-	-
-9,334	-5,230	-3,747	-2,668	-3,081	23,531	7,866	8,115	-18,216	-	-
-9,439	-5,289	-3,790	-2,698	-3,116	23,796	7,954	8,206	-18,421	-	-
-9,544	-5,348	-3,832	-2,728	-3,151	24,060	8,043	8,297	-18,626	-	-
-9,649	-5,406	-3,874	-2,758	-3,185	24,325	8,131	8,389	-18,831	-	-
-9,754	-5,465	-3,916	-2,788	-3,220	24,590	8,220	8,480	-19,036	-	-
-9,859	-5,524	-3,958	-2,818	-3,255	24,855	8,308	8,571	-19,241	-	-
-9,964	-5,583	-4,000	-2,848	-3,289	25,119	8,397	8,663	-19,446	-	-
-10,069	-5,642	-4,043	-2,878	-3,324	25,384	8,485	8,754	-19,651	-	-
-10,174	-5,701	-4,085	-2,908	-3,359	25,649	8,574	8,845	-19,856	-	-
-10,279	-5,760	-4,127	-2,938	-3,393	25,913	8,662	8,937	-20,061	-	-
-10,384	-5,818	-4,169	-2,968	-3,428	26,178	8,751	9,028	-20,266	-	-
-10,489	-5,877	-4,211	-2,998	-3,463	26,443	8,839	9,120	-20,472	-	-
-10,594	-5,936	-4,253	-3,028	-3,497	26,707	8,928	9,211	-20,677	-	-
-10,699	-5,995	-4,296	-3,058	-3,532	26,972	9,016	9,302	-20,882	-	-
-10,804	-6,054	-4,338	-3,088	-3,567	27,237	9,105	9,394	-21,087	-	-
-10,909	-6,113	-4,380	-3,118	-3,601	27,501	9,193	9,485	-21,292	-	-
-11,014	-6,171	-4,422	-3,148	-3,636	27,766	9,282	9,576	-21,497	-	-
-11,119	-6,230	-4,464	-3,178	-3,671	28,031	9,371	9,668	-21,702	-	-
-11,224	-6,289	-4,506	-3,208	-3,705	28,296	9,459	9,759	-21,907	-	-
-11,329	-6,348	-4,549	-3,238	-3,740	28,560	9,548	9,850	-22,112	-	-
-11,434	-6,407	-4,591	-3,268	-3,775	28,825	9,636	9,942	-22,317	-	-
-11,539	-6,466	-4,633	-3,298	-3,809	29,090	9,725	10,033	-22,522	-	-
-11,644	-6,525	-4,675	-3,328	-3,844	29,354	9,813	10,124	-22,727	-	-
-11,749	-6,583	-4,717	-3,358	-3,879	29,619	9,902	10,216	-22,932	-	-
-11,854	-6,642	-4,759	-3,388	-3,913	29,884	9,990	10,307	-23,137	-	-
-11,959	-6,701	-4,802	-3,418	-3,948	30,148	10,079	10,398	-23,342	-	-
-12,065	-6,760	-4,844	-3,448	-3,983	30,413	10,167	10,490	-23,547	-	-
-12,170	-6,819	-4,886	-3,478	-4,017	30,678	10,256	10,581	-23,753	-	-
-12,275	-6,878	-4,928	-3,508	-4,052	30,942	10,344	10,672	-23,958	-	-
-12,380	-6,937	-4,970	-3,538	-4,087	31,207	10,433	10,764	-24,163	-	-
-12,485	-6,995	-5,012	-3,568	-4,121	31,472	10,521	10,855	-24,368	-	-

213		520,000.00	[GJ per Annum]	-9,629	-12,380	-6,765	-9,857	-11,434	-7,954	-13,955
214		525,000.00	[GJ per Annum]	-9,709	-12,483	-6,822	-9,939	-11,529	-8,020	-14,071
215		530,000.00	[GJ per Annum]	-9,790	-12,586	-6,878	-10,021	-11,625	-8,087	-14,187
216		535,000.00	[GJ per Annum]	-9,870	-12,690	-6,935	-10,103	-11,720	-8,153	-14,304
217	Payment Variation									
218		35,000.00	[GJ per Annum]	-0.02	-0.03	-0.02	-0.02	-0.03	-0.02	-0.04
219		40,000.00	[GJ per Annum]	-0.02	-0.03	-0.02	-0.02	-0.03	-0.02	-0.04
220		45,000.00	[GJ per Annum]	-0.02	-0.03	-0.02	-0.02	-0.03	-0.02	-0.04
221		50,000.00	[GJ per Annum]	-0.02	-0.03	-0.02	-0.02	-0.03	-0.02	-0.04
222		55,000.00	[GJ per Annum]	-0.02	-0.03	-0.02	-0.02	-0.03	-0.02	-0.04
223		60,000.00	[GJ per Annum]	-0.02	-0.03	-0.02	-0.02	-0.03	-0.02	-0.04
224		65,000.00	[GJ per Annum]	-0.02	-0.03	-0.02	-0.02	-0.03	-0.02	-0.04
225		70,000.00	[GJ per Annum]	-0.02	-0.03	-0.02	-0.02	-0.03	-0.02	-0.04
226		75,000.00	[GJ per Annum]	-0.02	-0.03	-0.02	-0.02	-0.03	-0.02	-0.04
227		80,000.00	[GJ per Annum]	-0.02	-0.03	-0.02	-0.02	-0.03	-0.02	-0.04
228		85,000.00	[GJ per Annum]	-0.02	-0.03	-0.02	-0.02	-0.03	-0.02	-0.04
229		90,000.00	[GJ per Annum]	-0.02	-0.03	-0.02	-0.02	-0.03	-0.02	-0.04
230		95,000.00	[GJ per Annum]	-0.02	-0.03	-0.02	-0.02	-0.03	-0.02	-0.04
231		100,000.00	[GJ per Annum]	-0.02	-0.03	-0.02	-0.02	-0.03	-0.02	-0.04
232		105,000.00	[GJ per Annum]	-0.02	-0.03	-0.02	-0.02	-0.03	-0.02	-0.04
233		110,000.00	[GJ per Annum]	-0.02	-0.03	-0.02	-0.02	-0.03	-0.02	-0.04
234		115,000.00	[GJ per Annum]	-0.02	-0.03	-0.02	-0.02	-0.03	-0.02	-0.04
235		120,000.00	[GJ per Annum]	-0.02	-0.03	-0.02	-0.02	-0.03	-0.02	-0.04
236		146,623.49	[GJ per Annum]	-0.02	-0.03	-0.02	-0.02	-0.03	-0.02	-0.04
237		135,000.00	[GJ per Annum]	-0.02	-0.03	-0.02	-0.02	-0.03	-0.02	-0.04
238		140,000.00	[GJ per Annum]	-0.02	-0.03	-0.02	-0.02	-0.03	-0.02	-0.04
239		145,000.00	[GJ per Annum]	-0.02	-0.03	-0.02	-0.02	-0.03	-0.02	-0.04
240		150,000.00	[GJ per Annum]	-0.02	-0.03	-0.02	-0.02	-0.03	-0.02	-0.04
241		155,000.00	[GJ per Annum]	-0.02	-0.03	-0.02	-0.02	-0.03	-0.02	-0.04
242		160,000.00	[GJ per Annum]	-0.02	-0.03	-0.02	-0.02	-0.03	-0.02	-0.04
243		165,000.00	[GJ per Annum]	-0.02	-0.03	-0.02	-0.02	-0.03	-0.02	-0.04
244		170,000.00	[GJ per Annum]	-0.02	-0.03	-0.02	-0.02	-0.03	-0.02	-0.04
245		175,000.00	[GJ per Annum]	-0.02	-0.03	-0.02	-0.02	-0.03	-0.02	-0.04
246		180,000.00	[GJ per Annum]	-0.02	-0.03	-0.02	-0.02	-0.03	-0.02	-0.04
247		185,000.00	[GJ per Annum]	-0.02	-0.03	-0.02	-0.02	-0.03	-0.02	-0.04
248		190,000.00	[GJ per Annum]	-0.02	-0.03	-0.02	-0.02	-0.03	-0.02	-0.04
249		195,000.00	[GJ per Annum]	-0.02	-0.03	-0.02	-0.02	-0.03	-0.02	-0.04
250		200,000.00	[GJ per Annum]	-0.02	-0.03	-0.02	-0.02	-0.03	-0.02	-0.04
251		205,000.00	[GJ per Annum]	-0.02	-0.03	-0.02	-0.02	-0.03	-0.02	-0.04
252		210,000.00	[GJ per Annum]	-0.02	-0.03	-0.02	-0.02	-0.03	-0.02	-0.04
253		215,000.00	[GJ per Annum]	-0.02	-0.03	-0.02	-0.02	-0.03	-0.02	-0.04
254		220,000.00	[GJ per Annum]	-0.02	-0.03	-0.02	-0.02	-0.03	-0.02	-0.04
255		225,000.00	[GJ per Annum]	-0.02	-0.03	-0.02	-0.02	-0.03	-0.02	-0.04
256		230,000.00	[GJ per Annum]	-0.02	-0.03	-0.02	-0.02	-0.03	-0.02	-0.04
257		235,000.00	[GJ per Annum]	-0.02	-0.03	-0.02	-0.02	-0.03	-0.02	-0.04
258		240,000.00	[GJ per Annum]	-0.02	-0.03	-0.02	-0.02	-0.03	-0.02	-0.04
259		245,000.00	[GJ per Annum]	-0.02	-0.03	-0.02	-0.02	-0.03	-0.02	-0.04
260		250,000.00	[GJ per Annum]	-0.02	-0.03	-0.02	-0.02	-0.03	-0.02	-0.04
261		255,000.00	[GJ per Annum]	-0.02	-0.03	-0.02	-0.02	-0.03	-0.02	-0.04
262		260,000.00	[GJ per Annum]	-0.02	-0.03	-0.02	-0.02	-0.03	-0.02	-0.04
263		265,000.00	[GJ per Annum]	-0.02	-0.03	-0.02	-0.02	-0.03	-0.02	-0.04
264		270,000.00	[GJ per Annum]	-0.02	-0.03	-0.02	-0.02	-0.03	-0.02	-0.04
265		275,000.00	[GJ per Annum]	-0.02	-0.03	-0.02	-0.02	-0.03	-0.02	-0.04

-12,590	-7,054	-5,055	-3,598	-4,156	31,737	10,610	10,947	-24,573	-	-
-12,695	-7,113	-5,097	-3,628	-4,191	32,001	10,698	11,038	-24,778	-	-
-12,800	-7,172	-5,139	-3,658	-4,225	32,266	10,787	11,129	-24,983	-	-
-12,905	-7,231	-5,181	-3,688	-4,260	32,531	10,875	11,221	-25,188	-	-
-0.04	-0.02	-0.02	-0.01	-0.01	0.10	0.03	0.03	-0.08	-	-
-0.04	-0.02	-0.02	-0.01	-0.01	0.10	0.03	0.03	-0.08	-	-
-0.04	-0.02	-0.02	-0.01	-0.01	0.10	0.03	0.03	-0.08	-	-
-0.04	-0.02	-0.02	-0.01	-0.01	0.10	0.03	0.03	-0.08	-	-
-0.04	-0.02	-0.02	-0.01	-0.01	0.10	0.03	0.03	-0.08	-	-
-0.04	-0.02	-0.02	-0.01	-0.01	0.10	0.03	0.03	-0.08	-	-
-0.04	-0.02	-0.02	-0.01	-0.01	0.10	0.03	0.03	-0.08	-	-
-0.04	-0.02	-0.02	-0.01	-0.01	0.10	0.03	0.03	-0.08	-	-
-0.04	-0.02	-0.02	-0.01	-0.01	0.10	0.03	0.03	-0.08	-	-
-0.04	-0.02	-0.02	-0.01	-0.01	0.10	0.03	0.03	-0.08	-	-
-0.04	-0.02	-0.02	-0.01	-0.01	0.10	0.03	0.03	-0.08	-	-
-0.04	-0.02	-0.02	-0.01	-0.01	0.10	0.03	0.03	-0.08	-	-
-0.04	-0.02	-0.02	-0.01	-0.01	0.10	0.03	0.03	-0.08	-	-
-0.04	-0.02	-0.02	-0.01	-0.01	0.10	0.03	0.03	-0.08	-	-
-0.04	-0.02	-0.02	-0.01	-0.01	0.10	0.03	0.03	-0.08	-	-
-0.04	-0.02	-0.02	-0.01	-0.01	0.10	0.03	0.03	-0.08	-	-
-0.04	-0.02	-0.02	-0.01	-0.01	0.10	0.03	0.03	-0.08	-	-
-0.04	-0.02	-0.02	-0.01	-0.01	0.10	0.03	0.03	-0.08	-	-
-0.04	-0.02	-0.02	-0.01	-0.01	0.10	0.03	0.03	-0.08	-	-
-0.04	-0.02	-0.02	-0.01	-0.01	0.10	0.03	0.03	-0.08	-	-
-0.04	-0.02	-0.02	-0.01	-0.01	0.10	0.03	0.03	-0.08	-	-
-0.04	-0.02	-0.02	-0.01	-0.01	0.10	0.03	0.03	-0.08	-	-
-0.04	-0.02	-0.02	-0.01	-0.01	0.10	0.03	0.03	-0.08	-	-
-0.04	-0.02	-0.02	-0.01	-0.01	0.10	0.03	0.03	-0.08	-	-
-0.04	-0.02	-0.02	-0.01	-0.01	0.10	0.03	0.03	-0.08	-	-
-0.04	-0.02	-0.02	-0.01	-0.01	0.10	0.03	0.03	-0.08	-	-
-0.04	-0.02	-0.02	-0.01	-0.01	0.10	0.03	0.03	-0.08	-	-
-0.04	-0.02	-0.02	-0.01	-0.01	0.10	0.03	0.03	-0.08	-	-
-0.04	-0.02	-0.02	-0.01	-0.01	0.10	0.03	0.03	-0.08	-	-
-0.04	-0.02	-0.02	-0.01	-0.01	0.10	0.03	0.03	-0.08	-	-
-0.04	-0.02	-0.02	-0.01	-0.01	0.10	0.03	0.03	-0.08	-	-

266	280,000.00	[GJ per Annum]	-0.02	-0.03	-0.02	-0.02	-0.03	-0.02	-0.04
267	285,000.00	[GJ per Annum]	-0.02	-0.03	-0.02	-0.02	-0.03	-0.02	-0.04
268	290,000.00	[GJ per Annum]	-0.02	-0.03	-0.02	-0.02	-0.03	-0.02	-0.04
269	295,000.00	[GJ per Annum]	-0.02	-0.03	-0.02	-0.02	-0.03	-0.02	-0.04
270	300,000.00	[GJ per Annum]	-0.02	-0.03	-0.02	-0.02	-0.03	-0.02	-0.04
271	305,000.00	[GJ per Annum]	-0.02	-0.03	-0.02	-0.02	-0.03	-0.02	-0.04
272	310,000.00	[GJ per Annum]	-0.02	-0.03	-0.02	-0.02	-0.03	-0.02	-0.04
273	315,000.00	[GJ per Annum]	-0.02	-0.03	-0.02	-0.02	-0.03	-0.02	-0.04
274	320,000.00	[GJ per Annum]	-0.02	-0.03	-0.02	-0.02	-0.03	-0.02	-0.04
275	325,000.00	[GJ per Annum]	-0.02	-0.03	-0.02	-0.02	-0.03	-0.02	-0.04
276	330,000.00	[GJ per Annum]	-0.02	-0.03	-0.02	-0.02	-0.03	-0.02	-0.04
277	335,000.00	[GJ per Annum]	-0.02	-0.03	-0.02	-0.02	-0.03	-0.02	-0.04
278	340,000.00	[GJ per Annum]	-0.02	-0.03	-0.02	-0.02	-0.03	-0.02	-0.04
279	345,000.00	[GJ per Annum]	-0.02	-0.03	-0.02	-0.02	-0.03	-0.02	-0.04
280	350,000.00	[GJ per Annum]	-0.02	-0.03	-0.02	-0.02	-0.03	-0.02	-0.04
281	355,000.00	[GJ per Annum]	-0.02	-0.03	-0.02	-0.02	-0.03	-0.02	-0.04
282	360,000.00	[GJ per Annum]	-0.02	-0.03	-0.02	-0.02	-0.03	-0.02	-0.04
283	365,000.00	[GJ per Annum]	-0.02	-0.03	-0.02	-0.02	-0.03	-0.02	-0.04
284	370,000.00	[GJ per Annum]	-0.02	-0.03	-0.02	-0.02	-0.03	-0.02	-0.04
285	375,000.00	[GJ per Annum]	-0.02	-0.03	-0.02	-0.02	-0.03	-0.02	-0.04
286	380,000.00	[GJ per Annum]	-0.02	-0.03	-0.02	-0.02	-0.03	-0.02	-0.04
287	385,000.00	[GJ per Annum]	-0.02	-0.03	-0.02	-0.02	-0.03	-0.02	-0.04
288	390,000.00	[GJ per Annum]	-0.02	-0.03	-0.02	-0.02	-0.03	-0.02	-0.04
289	395,000.00	[GJ per Annum]	-0.02	-0.03	-0.02	-0.02	-0.03	-0.02	-0.04
290	400,000.00	[GJ per Annum]	-0.02	-0.03	-0.02	-0.02	-0.03	-0.02	-0.04
291	405,000.00	[GJ per Annum]	-0.02	-0.03	-0.02	-0.02	-0.03	-0.02	-0.04
292	410,000.00	[GJ per Annum]	-0.02	-0.03	-0.02	-0.02	-0.03	-0.02	-0.04
293	415,000.00	[GJ per Annum]	-0.02	-0.03	-0.02	-0.02	-0.03	-0.02	-0.04
294	420,000.00	[GJ per Annum]	-0.02	-0.03	-0.02	-0.02	-0.03	-0.02	-0.04
295	425,000.00	[GJ per Annum]	-0.02	-0.03	-0.02	-0.02	-0.03	-0.02	-0.04
296	430,000.00	[GJ per Annum]	-0.02	-0.03	-0.02	-0.02	-0.03	-0.02	-0.04
297	435,000.00	[GJ per Annum]	-0.02	-0.03	-0.02	-0.02	-0.03	-0.02	-0.04
298	440,000.00	[GJ per Annum]	-0.02	-0.03	-0.02	-0.02	-0.03	-0.02	-0.04
299	445,000.00	[GJ per Annum]	-0.02	-0.03	-0.02	-0.02	-0.03	-0.02	-0.04
300	450,000.00	[GJ per Annum]	-0.02	-0.03	-0.02	-0.02	-0.03	-0.02	-0.04
301	455,000.00	[GJ per Annum]	-0.02	-0.03	-0.02	-0.02	-0.03	-0.02	-0.04
302	460,000.00	[GJ per Annum]	-0.02	-0.03	-0.02	-0.02	-0.03	-0.02	-0.04
303	465,000.00	[GJ per Annum]	-0.02	-0.03	-0.02	-0.02	-0.03	-0.02	-0.04
304	470,000.00	[GJ per Annum]	-0.02	-0.03	-0.02	-0.02	-0.03	-0.02	-0.04
305	475,000.00	[GJ per Annum]	-0.02	-0.03	-0.02	-0.02	-0.03	-0.02	-0.04
306	480,000.00	[GJ per Annum]	-0.02	-0.03	-0.02	-0.02	-0.03	-0.02	-0.04
307	485,000.00	[GJ per Annum]	-0.02	-0.03	-0.02	-0.02	-0.03	-0.02	-0.04
308	490,000.00	[GJ per Annum]	-0.02	-0.03	-0.02	-0.02	-0.03	-0.02	-0.04
309	495,000.00	[GJ per Annum]	-0.02	-0.03	-0.02	-0.02	-0.03	-0.02	-0.04
310	500,000.00	[GJ per Annum]	-0.02	-0.03	-0.02	-0.02	-0.03	-0.02	-0.04
311	505,000.00	[GJ per Annum]	-0.02	-0.03	-0.02	-0.02	-0.03	-0.02	-0.04
312	510,000.00	[GJ per Annum]	-0.02	-0.03	-0.02	-0.02	-0.03	-0.02	-0.04
313	515,000.00	[GJ per Annum]	-0.02	-0.03	-0.02	-0.02	-0.03	-0.02	-0.04
314	520,000.00	[GJ per Annum]	-0.02	-0.03	-0.02	-0.02	-0.03	-0.02	-0.04
315	525,000.00	[GJ per Annum]	-0.02	-0.03	-0.02	-0.02	-0.03	-0.02	-0.04
316	530,000.00	[GJ per Annum]	-0.02	-0.03	-0.02	-0.02	-0.03	-0.02	-0.04
317	535,000.00	[GJ per Annum]	-0.02	-0.03	-0.02	-0.02	-0.03	-0.02	-0.04

-0.04	-0.02	-0.02	-0.01	-0.01	0.10	0.03	0.03	-0.08	-	-
-0.04	-0.02	-0.02	-0.01	-0.01	0.10	0.03	0.03	-0.08	-	-
-0.04	-0.02	-0.02	-0.01	-0.01	0.10	0.03	0.03	-0.08	-	-
-0.04	-0.02	-0.02	-0.01	-0.01	0.10	0.03	0.03	-0.08	-	-
-0.04	-0.02	-0.02	-0.01	-0.01	0.10	0.03	0.03	-0.08	-	-
-0.04	-0.02	-0.02	-0.01	-0.01	0.10	0.03	0.03	-0.08	-	-
-0.04	-0.02	-0.02	-0.01	-0.01	0.10	0.03	0.03	-0.08	-	-
-0.04	-0.02	-0.02	-0.01	-0.01	0.10	0.03	0.03	-0.08	-	-
-0.04	-0.02	-0.02	-0.01	-0.01	0.10	0.03	0.03	-0.08	-	-
-0.04	-0.02	-0.02	-0.01	-0.01	0.10	0.03	0.03	-0.08	-	-
-0.04	-0.02	-0.02	-0.01	-0.01	0.10	0.03	0.03	-0.08	-	-
-0.04	-0.02	-0.02	-0.01	-0.01	0.10	0.03	0.03	-0.08	-	-
-0.04	-0.02	-0.02	-0.01	-0.01	0.10	0.03	0.03	-0.08	-	-
-0.04	-0.02	-0.02	-0.01	-0.01	0.10	0.03	0.03	-0.08	-	-
-0.04	-0.02	-0.02	-0.01	-0.01	0.10	0.03	0.03	-0.08	-	-
-0.04	-0.02	-0.02	-0.01	-0.01	0.10	0.03	0.03	-0.08	-	-
-0.04	-0.02	-0.02	-0.01	-0.01	0.10	0.03	0.03	-0.08	-	-
-0.04	-0.02	-0.02	-0.01	-0.01	0.10	0.03	0.03	-0.08	-	-
-0.04	-0.02	-0.02	-0.01	-0.01	0.10	0.03	0.03	-0.08	-	-
-0.04	-0.02	-0.02	-0.01	-0.01	0.10	0.03	0.03	-0.08	-	-
-0.04	-0.02	-0.02	-0.01	-0.01	0.10	0.03	0.03	-0.08	-	-
-0.04	-0.02	-0.02	-0.01	-0.01	0.10	0.03	0.03	-0.08	-	-
-0.04	-0.02	-0.02	-0.01	-0.01	0.10	0.03	0.03	-0.08	-	-
-0.04	-0.02	-0.02	-0.01	-0.01	0.10	0.03	0.03	-0.08	-	-
-0.04	-0.02	-0.02	-0.01	-0.01	0.10	0.03	0.03	-0.08	-	-
-0.04	-0.02	-0.02	-0.01	-0.01	0.10	0.03	0.03	-0.08	-	-
-0.04	-0.02	-0.02	-0.01	-0.01	0.10	0.03	0.03	-0.08	-	-
-0.04	-0.02	-0.02	-0.01	-0.01	0.10	0.03	0.03	-0.08	-	-
-0.04	-0.02	-0.02	-0.01	-0.01	0.10	0.03	0.03	-0.08	-	-
-0.04	-0.02	-0.02	-0.01	-0.01	0.10	0.03	0.03	-0.08	-	-
-0.04	-0.02	-0.02	-0.01	-0.01	0.10	0.03	0.03	-0.08	-	-
-0.04	-0.02	-0.02	-0.01	-0.01	0.10	0.03	0.03	-0.08	-	-
-0.04	-0.02	-0.02	-0.01	-0.01	0.10	0.03	0.03	-0.08	-	-
-0.04	-0.02	-0.02	-0.01	-0.01	0.10	0.03	0.03	-0.08	-	-
-0.04	-0.02	-0.02	-0.01	-0.01	0.10	0.03	0.03	-0.08	-	-
-0.04	-0.02	-0.02	-0.01	-0.01	0.10	0.03	0.03	-0.08	-	-

318	Payment per GJ Annum									
319	35,000.00	[GJ per Annum]	2.32	2.27	2.20	2.17	2.11	2.05	2.01	1.93
320	40,000.00	[GJ per Annum]	2.12	2.07	2.01	1.98	1.93	1.87	1.83	1.76
321	45,000.00	[GJ per Annum]	1.97	1.92	1.86	1.83	1.79	1.73	1.70	1.63
322	50,000.00	[GJ per Annum]	1.84	1.80	1.74	1.72	1.67	1.62	1.59	1.53
323	55,000.00	[GJ per Annum]	1.74	1.70	1.65	1.62	1.58	1.53	1.50	1.44
324	60,000.00	[GJ per Annum]	1.65	1.61	1.57	1.54	1.50	1.46	1.43	1.37
325	65,000.00	[GJ per Annum]	1.58	1.54	1.50	1.47	1.44	1.39	1.36	1.31
326	70,000.00	[GJ per Annum]	1.52	1.48	1.44	1.41	1.38	1.34	1.31	1.26
327	75,000.00	[GJ per Annum]	1.46	1.43	1.39	1.36	1.33	1.29	1.26	1.22
328	80,000.00	[GJ per Annum]	1.42	1.38	1.34	1.32	1.29	1.25	1.22	1.18
329	85,000.00	[GJ per Annum]	1.38	1.34	1.30	1.28	1.25	1.21	1.19	1.14
330	90,000.00	[GJ per Annum]	1.34	1.31	1.27	1.25	1.22	1.18	1.16	1.11
331	95,000.00	[GJ per Annum]	1.31	1.28	1.24	1.22	1.19	1.15	1.13	1.08
332	100,000.00	[GJ per Annum]	1.28	1.25	1.21	1.19	1.16	1.13	1.10	1.06
333	105,000.00	[GJ per Annum]	1.25	1.22	1.18	1.16	1.14	1.10	1.08	1.04
334	110,000.00	[GJ per Annum]	1.22	1.20	1.16	1.14	1.11	1.08	1.06	1.02
335	115,000.00	[GJ per Annum]	1.20	1.17	1.14	1.12	1.09	1.06	1.04	1.00
336	120,000.00	[GJ per Annum]	1.18	1.15	1.12	1.10	1.07	1.04	1.02	0.98
337	146,623.49	[GJ per Annum]	1.10	1.07	1.04	1.02	1.00	0.97	0.95	0.91
338	135,000.00	[GJ per Annum]	1.13	1.10	1.07	1.05	1.03	1.00	0.98	0.94
339	140,000.00	[GJ per Annum]	1.11	1.09	1.06	1.04	1.01	0.98	0.96	0.93
340	145,000.00	[GJ per Annum]	1.10	1.08	1.04	1.03	1.00	0.97	0.95	0.91
341	150,000.00	[GJ per Annum]	1.09	1.06	1.03	1.01	0.99	0.96	0.94	0.90
342	155,000.00	[GJ per Annum]	1.08	1.05	1.02	1.00	0.98	0.95	0.93	0.89
343	160,000.00	[GJ per Annum]	1.06	1.04	1.01	0.99	0.97	0.94	0.92	0.88
344	165,000.00	[GJ per Annum]	1.05	1.03	1.00	0.98	0.96	0.93	0.91	0.88
345	170,000.00	[GJ per Annum]	1.04	1.02	0.99	0.97	0.95	0.92	0.90	0.87
346	175,000.00	[GJ per Annum]	1.03	1.01	0.98	0.96	0.94	0.91	0.89	0.86
347	180,000.00	[GJ per Annum]	1.02	1.00	0.97	0.96	0.93	0.90	0.89	0.85
348	185,000.00	[GJ per Annum]	1.02	0.99	0.96	0.95	0.92	0.90	0.88	0.84
349	190,000.00	[GJ per Annum]	1.01	0.99	0.96	0.94	0.92	0.89	0.87	0.84
350	195,000.00	[GJ per Annum]	1.00	0.98	0.95	0.93	0.91	0.88	0.86	0.83
351	200,000.00	[GJ per Annum]	0.99	0.97	0.94	0.93	0.90	0.88	0.86	0.83
352	205,000.00	[GJ per Annum]	0.99	0.96	0.94	0.92	0.90	0.87	0.85	0.82
353	210,000.00	[GJ per Annum]	0.98	0.96	0.93	0.91	0.89	0.86	0.85	0.81
354	215,000.00	[GJ per Annum]	0.97	0.95	0.92	0.91	0.89	0.86	0.84	0.81
355	220,000.00	[GJ per Annum]	0.97	0.95	0.92	0.90	0.88	0.85	0.84	0.80
356	225,000.00	[GJ per Annum]	0.96	0.94	0.91	0.90	0.87	0.85	0.83	0.80
357	230,000.00	[GJ per Annum]	0.96	0.93	0.91	0.89	0.87	0.84	0.83	0.79
358	235,000.00	[GJ per Annum]	0.95	0.93	0.90	0.89	0.87	0.84	0.82	0.79
359	240,000.00	[GJ per Annum]	0.95	0.92	0.90	0.88	0.86	0.84	0.82	0.79
360	245,000.00	[GJ per Annum]	0.94	0.92	0.89	0.88	0.86	0.83	0.81	0.78
361	250,000.00	[GJ per Annum]	0.94	0.92	0.89	0.87	0.85	0.83	0.81	0.78
362	255,000.00	[GJ per Annum]	0.93	0.91	0.88	0.87	0.85	0.82	0.81	0.77
363	260,000.00	[GJ per Annum]	0.93	0.91	0.88	0.87	0.84	0.82	0.80	0.77
364	265,000.00	[GJ per Annum]	0.92	0.90	0.88	0.86	0.84	0.82	0.80	0.77
365	270,000.00	[GJ per Annum]	0.92	0.90	0.87	0.86	0.84	0.81	0.79	0.76
366	275,000.00	[GJ per Annum]	0.92	0.90	0.87	0.85	0.83	0.81	0.79	0.76
367	280,000.00	[GJ per Annum]	0.91	0.89	0.87	0.85	0.83	0.81	0.79	0.76
368	285,000.00	[GJ per Annum]	0.91	0.89	0.86	0.85	0.83	0.80	0.79	0.76
369	290,000.00	[GJ per Annum]	0.91	0.89	0.86	0.84	0.82	0.80	0.78	0.75
370	295,000.00	[GJ per Annum]	0.90	0.88	0.86	0.84	0.82	0.80	0.78	0.75

1.86	1.82	1.80	1.78	1.75	1.93	1.98	2.04	1.62	1.62	1.62
1.70	1.67	1.64	1.62	1.60	1.76	1.81	1.87	1.48	1.48	1.48
1.57	1.54	1.52	1.50	1.48	1.63	1.68	1.73	1.37	1.37	1.37
1.47	1.44	1.42	1.41	1.39	1.53	1.57	1.62	1.28	1.28	1.28
1.39	1.36	1.34	1.33	1.31	1.44	1.48	1.53	1.21	1.21	1.21
1.32	1.30	1.28	1.26	1.25	1.37	1.41	1.45	1.15	1.15	1.15
1.27	1.24	1.22	1.21	1.19	1.31	1.35	1.39	1.10	1.10	1.10
1.22	1.19	1.17	1.16	1.15	1.26	1.30	1.34	1.06	1.06	1.06
1.17	1.15	1.13	1.12	1.10	1.21	1.25	1.29	1.02	1.02	1.02
1.14	1.11	1.10	1.08	1.07	1.17	1.21	1.25	0.99	0.99	0.99
1.10	1.08	1.06	1.05	1.04	1.14	1.17	1.21	0.96	0.96	0.96
1.07	1.05	1.03	1.02	1.01	1.11	1.14	1.18	0.93	0.93	0.93
1.05	1.02	1.01	1.00	0.99	1.08	1.11	1.15	0.91	0.91	0.91
1.02	1.00	0.99	0.98	0.96	1.06	1.09	1.12	0.89	0.89	0.89
1.00	0.98	0.97	0.95	0.94	1.04	1.07	1.10	0.87	0.87	0.87
0.98	0.96	0.95	0.94	0.92	1.02	1.05	1.08	0.85	0.85	0.85
0.96	0.94	0.93	0.92	0.91	1.00	1.03	1.06	0.84	0.84	0.84
0.95	0.93	0.91	0.90	0.89	0.98	1.01	1.04	0.82	0.82	0.82
0.88	0.86	0.85	0.84	0.83	0.91	0.94	0.96	0.76	0.76	0.76
0.90	0.89	0.87	0.86	0.85	0.94	0.96	0.99	0.79	0.79	0.79
0.89	0.87	0.86	0.85	0.84	0.92	0.95	0.98	0.78	0.78	0.78
0.88	0.86	0.85	0.84	0.83	0.91	0.94	0.97	0.77	0.77	0.77
0.87	0.85	0.84	0.83	0.82	0.90	0.93	0.96	0.76	0.76	0.76
0.86	0.84	0.83	0.82	0.81	0.89	0.92	0.95	0.75	0.75	0.75
0.85	0.84	0.82	0.81	0.80	0.88	0.91	0.94	0.74	0.74	0.74
0.84	0.83	0.81	0.81	0.80	0.87	0.90	0.93	0.73	0.73	0.73
0.84	0.82	0.81	0.80	0.79	0.87	0.89	0.92	0.73	0.73	0.73
0.83	0.81	0.80	0.79	0.78	0.86	0.88	0.91	0.72	0.72	0.72
0.82	0.80	0.79	0.78	0.77	0.85	0.88	0.90	0.71	0.71	0.71
0.81	0.80	0.79	0.78	0.77	0.84	0.87	0.89	0.71	0.71	0.71
0.81	0.79	0.78	0.77	0.76	0.84	0.86	0.89	0.70	0.70	0.70
0.80	0.79	0.77	0.77	0.76	0.83	0.85	0.88	0.70	0.70	0.70
0.80	0.78	0.77	0.76	0.75	0.82	0.85	0.87	0.69	0.69	0.69
0.79	0.77	0.76	0.75	0.74	0.82	0.84	0.87	0.69	0.69	0.69
0.79	0.77	0.76	0.75	0.74	0.81	0.84	0.86	0.68	0.68	0.68
0.78	0.76	0.75	0.74	0.73	0.81	0.83	0.86	0.68	0.68	0.68
0.78	0.76	0.75	0.74	0.73	0.80	0.83	0.85	0.67	0.67	0.67
0.77	0.76	0.74	0.74	0.73	0.80	0.82	0.85	0.67	0.67	0.67
0.77	0.75	0.74	0.73	0.72	0.79	0.82	0.84	0.67	0.67	0.67
0.76	0.75	0.74	0.73	0.72	0.79	0.81	0.84	0.66	0.66	0.66
0.76	0.74	0.73	0.72	0.71	0.78	0.81	0.83	0.66	0.66	0.66
0.75	0.74	0.73	0.72	0.71	0.78	0.80	0.83	0.66	0.66	0.66
0.75	0.74	0.72	0.72	0.71	0.78	0.80	0.82	0.65	0.65	0.65
0.75	0.73	0.72	0.71	0.70	0.77	0.80	0.82	0.65	0.65	0.65
0.74	0.73	0.72	0.71	0.70	0.77	0.79	0.82	0.65	0.65	0.65
0.74	0.73	0.71	0.71	0.70	0.77	0.79	0.81	0.64	0.64	0.64
0.74	0.72	0.71	0.70	0.69	0.76	0.79	0.81	0.64	0.64	0.64
0.73	0.72	0.71	0.70	0.69	0.76	0.78	0.81	0.64	0.64	0.64
0.73	0.72	0.71	0.70	0.69	0.76	0.78	0.80	0.64	0.64	0.64
0.73	0.71	0.70	0.70	0.69	0.75	0.78	0.80	0.63	0.63	0.63
0.73	0.71	0.70	0.69	0.68	0.75	0.77	0.80	0.63	0.63	0.63
0.72	0.71	0.70	0.69	0.68	0.75	0.77	0.79	0.63	0.63	0.63

371	300,000.00	[GJ per Annum]	0.90	0.88	0.85	0.84	0.82	0.79	0.78	0.75
372	305,000.00	[GJ per Annum]	0.90	0.88	0.85	0.84	0.81	0.79	0.77	0.74
373	310,000.00	[GJ per Annum]	0.89	0.87	0.85	0.83	0.81	0.79	0.77	0.74
374	315,000.00	[GJ per Annum]	0.89	0.87	0.84	0.83	0.81	0.79	0.77	0.74
375	320,000.00	[GJ per Annum]	0.89	0.87	0.84	0.83	0.81	0.78	0.77	0.74
376	325,000.00	[GJ per Annum]	0.88	0.86	0.84	0.82	0.80	0.78	0.76	0.74
377	330,000.00	[GJ per Annum]	0.88	0.86	0.84	0.82	0.80	0.78	0.76	0.73
378	335,000.00	[GJ per Annum]	0.88	0.86	0.83	0.82	0.80	0.78	0.76	0.73
379	340,000.00	[GJ per Annum]	0.88	0.86	0.83	0.82	0.80	0.77	0.76	0.73
380	345,000.00	[GJ per Annum]	0.87	0.85	0.83	0.82	0.80	0.77	0.76	0.73
381	350,000.00	[GJ per Annum]	0.87	0.85	0.83	0.81	0.79	0.77	0.75	0.72
382	355,000.00	[GJ per Annum]	0.87	0.85	0.83	0.81	0.79	0.77	0.75	0.72
383	360,000.00	[GJ per Annum]	0.87	0.85	0.82	0.81	0.79	0.77	0.75	0.72
384	365,000.00	[GJ per Annum]	0.87	0.85	0.82	0.81	0.79	0.76	0.75	0.72
385	370,000.00	[GJ per Annum]	0.86	0.84	0.82	0.81	0.79	0.76	0.75	0.72
386	375,000.00	[GJ per Annum]	0.86	0.84	0.82	0.80	0.78	0.76	0.74	0.72
387	380,000.00	[GJ per Annum]	0.86	0.84	0.82	0.80	0.78	0.76	0.74	0.71
388	385,000.00	[GJ per Annum]	0.86	0.84	0.81	0.80	0.78	0.76	0.74	0.71
389	390,000.00	[GJ per Annum]	0.86	0.84	0.81	0.80	0.78	0.76	0.74	0.71
390	395,000.00	[GJ per Annum]	0.85	0.83	0.81	0.80	0.78	0.75	0.74	0.71
391	400,000.00	[GJ per Annum]	0.85	0.83	0.81	0.79	0.77	0.75	0.74	0.71
392	405,000.00	[GJ per Annum]	0.85	0.83	0.81	0.79	0.77	0.75	0.73	0.71
393	410,000.00	[GJ per Annum]	0.85	0.83	0.80	0.79	0.77	0.75	0.73	0.71
394	415,000.00	[GJ per Annum]	0.85	0.83	0.80	0.79	0.77	0.75	0.73	0.70
395	420,000.00	[GJ per Annum]	0.85	0.83	0.80	0.79	0.77	0.75	0.73	0.70
396	425,000.00	[GJ per Annum]	0.84	0.82	0.80	0.79	0.77	0.74	0.73	0.70
397	430,000.00	[GJ per Annum]	0.84	0.82	0.80	0.79	0.77	0.74	0.73	0.70
398	435,000.00	[GJ per Annum]	0.84	0.82	0.80	0.78	0.76	0.74	0.73	0.70
399	440,000.00	[GJ per Annum]	0.84	0.82	0.80	0.78	0.76	0.74	0.73	0.70
400	445,000.00	[GJ per Annum]	0.84	0.82	0.79	0.78	0.76	0.74	0.72	0.70
401	450,000.00	[GJ per Annum]	0.84	0.82	0.79	0.78	0.76	0.74	0.72	0.70
402	455,000.00	[GJ per Annum]	0.84	0.82	0.79	0.78	0.76	0.74	0.72	0.69
403	460,000.00	[GJ per Annum]	0.83	0.81	0.79	0.78	0.76	0.74	0.72	0.69
404	465,000.00	[GJ per Annum]	0.83	0.81	0.79	0.78	0.76	0.73	0.72	0.69
405	470,000.00	[GJ per Annum]	0.83	0.81	0.79	0.78	0.76	0.73	0.72	0.69
406	475,000.00	[GJ per Annum]	0.83	0.81	0.79	0.77	0.75	0.73	0.72	0.69
407	480,000.00	[GJ per Annum]	0.83	0.81	0.79	0.77	0.75	0.73	0.72	0.69
408	485,000.00	[GJ per Annum]	0.83	0.81	0.78	0.77	0.75	0.73	0.71	0.69
409	490,000.00	[GJ per Annum]	0.83	0.81	0.78	0.77	0.75	0.73	0.71	0.69
410	495,000.00	[GJ per Annum]	0.83	0.81	0.78	0.77	0.75	0.73	0.71	0.69
411	500,000.00	[GJ per Annum]	0.82	0.81	0.78	0.77	0.75	0.73	0.71	0.68
412	505,000.00	[GJ per Annum]	0.82	0.80	0.78	0.77	0.75	0.73	0.71	0.68
413	510,000.00	[GJ per Annum]	0.82	0.80	0.78	0.77	0.75	0.73	0.71	0.68
414	515,000.00	[GJ per Annum]	0.82	0.80	0.78	0.77	0.75	0.72	0.71	0.68
415	520,000.00	[GJ per Annum]	0.82	0.80	0.78	0.76	0.75	0.72	0.71	0.68
416	525,000.00	[GJ per Annum]	0.82	0.80	0.78	0.76	0.74	0.72	0.71	0.68
417	530,000.00	[GJ per Annum]	0.82	0.80	0.78	0.76	0.74	0.72	0.71	0.68
418	535,000.00	[GJ per Annum]	0.82	0.80	0.77	0.76	0.74	0.72	0.71	0.68

0.72	0.71	0.70	0.69	0.68	0.75	0.77	0.79	0.63	0.63	0.63
0.72	0.70	0.69	0.69	0.68	0.74	0.77	0.79	0.62	0.62	0.62
0.72	0.70	0.69	0.68	0.67	0.74	0.76	0.79	0.62	0.62	0.62
0.71	0.70	0.69	0.68	0.67	0.74	0.76	0.78	0.62	0.62	0.62
0.71	0.70	0.69	0.68	0.67	0.74	0.76	0.78	0.62	0.62	0.62
0.71	0.69	0.68	0.68	0.67	0.73	0.76	0.78	0.62	0.62	0.62
0.71	0.69	0.68	0.67	0.67	0.73	0.75	0.78	0.62	0.62	0.62
0.71	0.69	0.68	0.67	0.66	0.73	0.75	0.77	0.61	0.61	0.61
0.70	0.69	0.68	0.67	0.66	0.73	0.75	0.77	0.61	0.61	0.61
0.70	0.69	0.68	0.67	0.66	0.73	0.75	0.77	0.61	0.61	0.61
0.70	0.68	0.67	0.67	0.66	0.72	0.75	0.77	0.61	0.61	0.61
0.70	0.68	0.67	0.67	0.66	0.72	0.74	0.77	0.61	0.61	0.61
0.70	0.68	0.67	0.66	0.66	0.72	0.74	0.76	0.61	0.61	0.61
0.69	0.68	0.67	0.66	0.65	0.72	0.74	0.76	0.60	0.60	0.60
0.69	0.68	0.67	0.66	0.65	0.72	0.74	0.76	0.60	0.60	0.60
0.69	0.68	0.67	0.66	0.65	0.71	0.74	0.76	0.60	0.60	0.60
0.69	0.67	0.66	0.66	0.65	0.71	0.73	0.76	0.60	0.60	0.60
0.69	0.67	0.66	0.66	0.65	0.71	0.73	0.75	0.60	0.60	0.60
0.69	0.67	0.66	0.65	0.65	0.71	0.73	0.75	0.60	0.60	0.60
0.68	0.67	0.66	0.65	0.64	0.71	0.73	0.75	0.60	0.60	0.60
0.68	0.67	0.66	0.65	0.64	0.71	0.73	0.75	0.59	0.59	0.59
0.68	0.67	0.66	0.65	0.64	0.71	0.73	0.75	0.59	0.59	0.59
0.68	0.67	0.66	0.65	0.64	0.70	0.73	0.75	0.59	0.59	0.59
0.68	0.66	0.65	0.65	0.64	0.70	0.72	0.75	0.59	0.59	0.59
0.68	0.66	0.65	0.65	0.64	0.70	0.72	0.74	0.59	0.59	0.59
0.68	0.66	0.65	0.65	0.64	0.70	0.72	0.74	0.59	0.59	0.59
0.68	0.66	0.65	0.64	0.64	0.70	0.72	0.74	0.59	0.59	0.59
0.67	0.66	0.65	0.64	0.63	0.70	0.72	0.74	0.59	0.59	0.59
0.67	0.66	0.65	0.64	0.63	0.70	0.72	0.74	0.59	0.59	0.59
0.67	0.66	0.65	0.64	0.63	0.69	0.72	0.74	0.58	0.58	0.58
0.67	0.66	0.65	0.64	0.63	0.69	0.71	0.74	0.58	0.58	0.58
0.67	0.66	0.65	0.64	0.63	0.69	0.71	0.73	0.58	0.58	0.58
0.67	0.65	0.64	0.64	0.63	0.69	0.71	0.73	0.58	0.58	0.58
0.67	0.65	0.64	0.64	0.63	0.69	0.71	0.73	0.58	0.58	0.58
0.67	0.65	0.64	0.64	0.63	0.69	0.71	0.73	0.58	0.58	0.58
0.67	0.65	0.64	0.63	0.63	0.69	0.71	0.73	0.58	0.58	0.58
0.66	0.65	0.64	0.63	0.63	0.69	0.71	0.73	0.58	0.58	0.58
0.66	0.65	0.64	0.63	0.62	0.69	0.71	0.73	0.58	0.58	0.58
0.66	0.65	0.64	0.63	0.62	0.69	0.71	0.73	0.58	0.58	0.58
0.66	0.65	0.64	0.63	0.62	0.68	0.70	0.73	0.58	0.58	0.58
0.66	0.65	0.64	0.63	0.62	0.68	0.70	0.73	0.57	0.57	0.57
0.66	0.65	0.64	0.63	0.62	0.68	0.70	0.72	0.57	0.57	0.57
0.66	0.65	0.64	0.63	0.62	0.68	0.70	0.72	0.57	0.57	0.57
0.66	0.64	0.63	0.63	0.62	0.68	0.70	0.72	0.57	0.57	0.57
0.66	0.64	0.63	0.63	0.62	0.68	0.70	0.72	0.57	0.57	0.57
0.66	0.64	0.63	0.63	0.62	0.68	0.70	0.72	0.57	0.57	0.57
0.66	0.64	0.63	0.63	0.62	0.68	0.70	0.72	0.57	0.57	0.57
0.65	0.64	0.63	0.62	0.62	0.68	0.70	0.72	0.57	0.57	0.57

Final Decision for AGN's Second Access Arrangement

Ref	3	4	5	6	7	8	9	10	11	12	13	14	15	16	17	18	19
3								Year ending 31 December								1	
Regulatory Period								1	1	1	1	1	2	2	2	2	2
Year ending 31 December							1999	2000	2001	2002	2003	2004	2005	2006	2007	2008	2009
Months							1 to 12	1 to 12	1 to 12	1 to 12	1 to 12	1 to 12	1 to 12	1 to 12	1 to 12	1 to 12	1 to 12
Impact On A2 Customers																	
8									ACTUAL 1 (FA1) [$ 31/12/2009]				ACTUAL 2 [$ 31/12/2009]				
9	A2 Tariffs																
10		Fixed [$/year]						641.36	626.91	608.30	598.11	583.29	566.11	553.93	556.93	537.13	556.13
11		Usage 1 (Q<=5TJ/year) [$/GJ]	Usage 1 (Q<=10TJ/year) [$/GJ]					5.91	5.78	5.61	5.51	5.37	5.22	5.11	5.13	4.95	4.89
12		Usage 2 (5<Q<=10TJ/year) [$/GJ]						5.62	5.50	5.34	5.24	5.11	4.96	4.85	4.87	4.70	4.60
13		Usage 3 (Q>10TJ/year) [$/GJ]	Usage 2 (Q>10TJ/year) [$/GJ]					1.48	1.45	1.40	1.38	1.35	1.31	1.28	1.28	1.24	1.21
14																	
15	Annum Payment / Annual Payment Equivalent																
16		10,000.00	[GJ per Annum]					58,322.76	57,016.90	55,340.95	54,389.65	53,016.28	51,469.31	50,368.40	50,581.13	48,783.37	48,006.13
17		10,250.00	[GJ per Annum]					58,692.44	57,378.23	55,691.66	54,734.95	53,352.86	51,796.73	50,687.24	50,901.39	49,092.24	48,308.63
18		10,500.00	[GJ per Annum]					59,062.12	57,739.56	56,042.37	55,080.25	53,689.44	52,124.15	51,006.07	51,221.65	49,401.12	48,611.13
19		10,750.00	[GJ per Annum]					59,431.80	58,100.89	56,393.08	55,425.55	54,026.02	52,451.56	51,324.91	51,541.91	49,710.00	48,913.63
20		11,000.00	[GJ per Annum]					59,801.47	58,462.22	56,743.78	55,770.85	54,362.60	52,778.98	51,643.74	51,862.17	50,018.88	49,216.13
21		11,250.00	[GJ per Annum]					60,171.15	58,823.54	57,094.49	56,116.15	54,699.18	53,106.40	51,962.57	52,182.43	50,327.76	49,518.63
22		11,500.00	[GJ per Annum]					60,540.83	59,184.87	57,445.20	56,461.46	55,035.76	53,433.82	52,281.41	52,502.69	50,636.63	49,821.13
23		11,750.00	[GJ per Annum]					60,910.51	59,546.20	57,795.91	56,806.76	55,372.34	53,761.23	52,600.24	52,822.95	50,945.51	50,123.63
24		12,000.00	[GJ per Annum]					61,280.18	59,907.53	58,146.62	57,152.06	55,708.92	54,088.65	52,919.08	53,143.22	51,254.39	50,426.13
25		12,250.00	[GJ per Annum]					61,649.86	60,268.86	58,497.33	57,497.36	56,045.50	54,416.07	53,237.91	53,463.48	51,563.27	50,728.63
26		12,500.00	[GJ per Annum]					62,019.54	60,630.19	58,848.04	57,842.66	56,382.08	54,743.49	53,556.75	53,783.74	51,872.15	51,031.13
27		12,750.00	[GJ per Annum]					62,389.21	60,991.51	59,198.74	58,187.96	56,718.67	55,070.90	53,875.58	54,104.00	52,181.02	51,333.63
28		13,000.00	[GJ per Annum]					62,758.89	61,352.84	59,549.45	58,533.27	57,055.25	55,398.32	54,194.41	54,424.26	52,489.90	51,636.13
29		13,250.00	[GJ per Annum]					63,128.57	61,714.17	59,900.16	58,878.57	57,391.83	55,725.74	54,513.25	54,744.52	52,798.78	51,938.63
30		13,500.00	[GJ per Annum]					63,498.25	62,075.50	60,250.87	59,223.87	57,728.41	56,053.16	54,832.08	55,064.78	53,107.66	52,241.13
31		13,750.00	[GJ per Annum]					63,867.92	62,436.83	60,601.58	59,569.17	58,064.99	56,380.57	55,150.92	55,385.04	53,416.54	52,543.63
32		14,000.00	[GJ per Annum]					64,237.60	62,798.16	60,952.29	59,914.47	58,401.57	56,707.99	55,469.75	55,705.30	53,725.41	52,846.13
33		14,250.00	[GJ per Annum]					64,607.28	63,159.49	61,303.00	60,259.78	58,738.15	57,035.41	55,788.59	56,025.56	54,034.29	53,148.63
34		14,500.00	[GJ per Annum]					64,976.96	63,520.81	61,653.71	60,605.08	59,074.73	57,362.83	56,107.42	56,345.82	54,343.17	53,451.13
35		14,750.00	[GJ per Annum]					65,346.63	63,882.14	62,004.41	60,950.38	59,411.31	57,690.24	56,426.26	56,666.08	54,652.05	53,753.63
36		15,000.00	[GJ per Annum]					65,716.31	64,243.47	62,355.12	61,295.68	59,747.89	58,017.66	56,745.09	56,986.34	54,960.93	54,056.13
37		15,250.00	[GJ per Annum]					66,085.99	64,604.80	62,705.83	61,640.98	60,084.47	58,345.08	57,063.92	57,306.61	55,269.80	54,358.63
38		15,500.00	[GJ per Annum]					66,455.67	64,966.13	63,056.54	61,986.28	60,421.05	58,672.50	57,382.76	57,626.87	55,578.68	54,661.13
39		15,750.00	[GJ per Annum]					66,825.34	65,327.46	63,407.25	62,331.59	60,757.64	58,999.92	57,701.59	57,947.13	55,887.56	54,963.63
40		16,000.00	[GJ per Annum]					67,195.02	65,688.78	63,757.96	62,676.89	61,094.22	59,327.33	58,020.43	58,267.39	56,196.44	55,266.13
41		16,250.00	[GJ per Annum]					67,564.70	66,050.11	64,108.67	63,022.19	61,430.80	59,654.75	58,339.26	58,587.65	56,505.32	55,568.63
42		16,500.00	[GJ per Annum]					67,934.37	66,411.44	64,459.38	63,367.49	61,767.38	59,982.17	58,658.10	58,907.91	56,814.19	55,871.13
43		16,750.00	[GJ per Annum]					68,304.05	66,772.77	64,810.08	63,712.79	62,103.96	60,309.59	58,976.93	59,228.17	57,123.07	56,173.63
44		17,000.00	[GJ per Annum]					68,673.73	67,134.10	65,160.79	64,058.09	62,440.54	60,637.00	59,295.77	59,548.43	57,431.95	56,476.13
45		17,250.00	[GJ per Annum]					69,043.41	67,495.43	65,511.50	64,403.40	62,777.12	60,964.42	59,614.60	59,868.69	57,740.83	56,778.63
46		17,500.00	[GJ per Annum]					69,413.08	67,856.75	65,862.21	64,748.70	63,113.70	61,291.84	59,933.43	60,188.95	58,049.71	57,081.13
47		17,750.00	[GJ per Annum]					69,782.76	68,218.08	66,212.92	65,094.00	63,450.28	61,619.26	60,252.27	60,509.21	58,358.58	57,383.63
48		18,000.00	[GJ per Annum]					70,152.44	68,579.41	66,563.63	65,439.30	63,786.86	61,946.67	60,571.10	60,829.47	58,667.46	57,686.13
49		18,250.00	[GJ per Annum]					70,522.12	68,940.74	66,914.34	65,784.60	64,123.44	62,274.09	60,889.94	61,149.73	58,976.34	57,988.63
50		18,500.00	[GJ per Annum]					70,891.79	69,302.07	67,265.04	66,129.90	64,460.02	62,601.51	61,208.77	61,470.00	59,285.22	58,291.13
51		18,750.00	[GJ per Annum]					71,261.47	69,663.40	67,615.75	66,475.21	64,796.61	62,928.93	61,527.61	61,790.26	59,594.10	58,593.63
52		19,000.00	[GJ per Annum]					71,631.15	70,024.72	67,966.46	66,820.51	65,133.19	63,256.34	61,846.44	62,110.52	59,902.97	58,896.13
53		19,250.00	[GJ per Annum]					72,000.83	70,386.05	68,317.17	67,165.81	65,469.77	63,583.76	62,165.27	62,430.78	60,211.85	59,198.63
54		19,445.23	[GJ per Annum]					72,289.51	70,668.22	68,591.05	67,435.46	65,732.61	63,839.45	62,414.26	62,680.87	60,453.06	59,434.86
55		19,500.00	[GJ per Annum]					72,370.50	70,747.38	68,667.88	67,511.11	65,806.35	63,911.18	62,484.11	62,751.04	60,520.73	59,501.13
56		19,750.00	[GJ per Annum]					72,740.18	71,108.71	69,018.59	67,856.41	66,142.93	64,238.60	62,802.94	63,071.30	60,829.61	59,803.63
57		20,250.00	[GJ per Annum]					73,479.54	71,831.37	69,720.01	68,547.02	66,816.09	64,893.43	63,440.61	63,711.82	61,447.36	60,408.63
58		20,500.00	[GJ per Annum]					73,849.21	72,192.69	70,070.71	68,892.32	67,152.67	65,220.85	63,759.45	64,032.08	61,756.24	60,711.13
59		20,750.00	[GJ per Annum]					74,218.89	72,554.02	70,421.42	69,237.62	67,489.25	65,548.27	64,078.28	64,352.34	62,065.12	61,013.63
60		21,000.00	[GJ per Annum]					74,588.57	72,915.35	70,772.13	69,582.92	67,825.83	65,875.68	64,397.12	64,672.60	62,374.00	61,316.13
61		21,250.00	[GJ per Annum]					74,958.24	73,276.68	71,122.84	69,928.22	68,162.41	66,203.10	64,715.95	64,992.86	62,682.88	61,618.63
62		21,500.00	[GJ per Annum]					75,327.92	73,638.01	71,473.55	70,273.53	68,498.99	66,530.52	65,034.78	65,313.12	62,991.75	61,921.13
63		21,750.00	[GJ per Annum]					75,697.60	73,999.34	71,824.26	70,618.83	68,835.58	66,857.94	65,353.62	65,633.39	63,300.63	62,223.63

20	21	22	23	24	25	26	27	28	29
Half years			Year Ending 30 June				Year Ending 30 June		
3	4	5	3	3	3		3	3	3
2010	2010	2011	2012	2013	2014		2012	2013	2014
1 to 6	7 to 12	1 to 6	7 to 6	7 to 6	7 to 6		7 to 6	7 to 6	7 to 6
Actual 3 [$ 31/12/2009]			FORECAST [$ 31/12/2009]				ERA Tariff Path [$ 31/12/2009]		
547.73	541.75	534.84	25,908.55	26,685.81	27,486.38		21,781.57	21,781.57	21,781.57
4.82	4.76	4.70	2.50	2.58	2.66		2.10	2.10	2.10
4.53	4.48	4.42							
1.19	1.18	1.16	1.34	1.38	1.42		1.13	1.13	1.13
47,280.88	46,764.59	46,168.26	50,908.55	52,485.81	54,086.38		42,799.31	42,799.31	42,799.31
47,578.81	47,059.27	46,459.18	51,243.55	52,830.81	54,441.38		43,080.95	43,080.95	43,080.95
47,876.74	47,353.95	46,750.09	51,578.55	53,175.81	54,796.38		43,362.59	43,362.59	43,362.59
48,174.67	47,648.62	47,041.01	51,913.55	53,520.81	55,151.38		43,644.22	43,644.22	43,644.22
48,472.60	47,943.30	47,331.93	52,248.55	53,865.81	55,506.38		43,925.86	43,925.86	43,925.86
48,770.53	48,237.98	47,622.85	52,583.55	54,210.81	55,861.38		44,207.50	44,207.50	44,207.50
49,068.46	48,532.65	47,913.77	52,918.55	54,555.81	56,216.38		44,489.14	44,489.14	44,489.14
49,366.39	48,827.33	48,204.69	53,253.55	54,900.81	56,571.38		44,770.77	44,770.77	44,770.77
49,664.32	49,122.01	48,495.61	53,588.55	55,245.81	56,926.38		45,052.41	45,052.41	45,052.41
49,962.25	49,416.68	48,786.53	53,923.55	55,590.81	57,281.38		45,334.05	45,334.05	45,334.05
50,260.18	49,711.36	49,077.45	54,258.55	55,935.81	57,636.38		45,615.69	45,615.69	45,615.69
50,558.11	50,006.04	49,368.37	54,593.55	56,280.81	57,991.38		45,897.33	45,897.33	45,897.33
50,856.04	50,300.71	49,659.28	54,928.55	56,625.81	58,346.38		46,178.96	46,178.96	46,178.96
51,153.97	50,595.39	49,950.20	55,263.55	56,970.81	58,701.38		46,460.60	46,460.60	46,460.60
51,451.90	50,890.07	50,241.12	55,598.55	57,315.81	59,056.38		46,742.24	46,742.24	46,742.24
51,749.83	51,184.74	50,532.04	55,933.55	57,660.81	59,411.38		47,023.88	47,023.88	47,023.88
52,047.76	51,479.42	50,822.96	56,268.55	58,005.81	59,766.38		47,305.51	47,305.51	47,305.51
52,345.69	51,774.10	51,113.88	56,603.55	58,350.81	60,121.38		47,587.15	47,587.15	47,587.15
52,643.62	52,068.77	51,404.80	56,938.55	58,695.81	60,476.38		47,868.79	47,868.79	47,868.79
52,941.55	52,363.45	51,695.72	57,273.55	59,040.81	60,831.38		48,150.43	48,150.43	48,150.43
53,239.48	52,658.13	51,986.64	57,608.55	59,385.81	61,186.38		48,432.06	48,432.06	48,432.06
53,537.41	52,952.80	52,277.56	57,943.55	59,730.81	61,541.38		48,713.70	48,713.70	48,713.70
53,835.34	53,247.48	52,568.48	58,278.55	60,075.81	61,896.38		48,995.34	48,995.34	48,995.34
54,133.27	53,542.16	52,859.39	58,613.55	60,420.81	62,251.38		49,276.98	49,276.98	49,276.98
54,431.20	53,836.83	53,150.31	58,948.55	60,765.81	62,606.38		49,558.62	49,558.62	49,558.62
54,729.13	54,131.51	53,441.23	59,283.55	61,110.81	62,961.38		49,840.25	49,840.25	49,840.25
55,027.06	54,426.19	53,732.15	59,618.55	61,455.81	63,316.38		50,121.89	50,121.89	50,121.89
55,324.99	54,720.86	54,023.07	59,953.55	61,800.81	63,671.38		50,403.53	50,403.53	50,403.53
55,622.92	55,015.54	54,313.99	60,288.55	62,145.81	64,026.38		50,685.17	50,685.17	50,685.17
55,920.85	55,310.22	54,604.91	60,623.55	62,490.81	64,381.38		50,966.80	50,966.80	50,966.80
56,218.78	55,604.89	54,895.83	60,958.55	62,835.81	64,736.38		51,248.44	51,248.44	51,248.44
56,516.71	55,899.57	55,186.75	61,293.55	63,180.81	65,091.38		51,530.08	51,530.08	51,530.08
56,814.64	56,194.25	55,477.67	61,628.55	63,525.81	65,446.38		51,811.72	51,811.72	51,811.72
57,112.57	56,488.92	55,768.58	61,963.55	63,870.81	65,801.38		52,093.36	52,093.36	52,093.36
57,410.50	56,783.60	56,059.50	62,298.55	64,215.81	66,156.38		52,374.99	52,374.99	52,374.99
57,708.43	57,078.28	56,350.42	62,633.55	64,560.81	66,511.38		52,656.63	52,656.63	52,656.63
58,006.36	57,372.95	56,641.34	62,968.55	64,905.81	66,866.38		52,938.27	52,938.27	52,938.27
58,304.29	57,667.63	56,932.26	63,303.55	65,250.81	67,221.38		53,219.91	53,219.91	53,219.91
58,536.95	57,897.75	57,159.44	63,565.16	65,520.23	67,498.61		53,439.84	53,439.84	53,439.84
58,602.22	57,962.31	57,223.18	63,638.55	65,595.81	67,576.38		53,501.54	53,501.54	53,501.54
58,900.15	58,256.98	57,514.10	63,973.55	65,940.81	67,931.38		53,783.18	53,783.18	53,783.18
59,496.01	58,846.34	58,095.94	64,643.55	66,630.81	68,641.38		54,346.46	54,346.46	54,346.46
59,793.94	59,141.01	58,386.86	64,978.55	66,975.81	68,996.38		54,628.10	54,628.10	54,628.10
60,091.87	59,435.69	58,677.78	65,313.55	67,320.81	69,351.38		54,909.73	54,909.73	54,909.73
60,389.80	59,730.37	58,968.69	65,648.55	67,665.81	69,706.38		55,191.37	55,191.37	55,191.37
60,687.73	60,025.04	59,259.61	65,983.55	68,010.81	70,061.38		55,473.01	55,473.01	55,473.01
60,985.66	60,319.72	59,550.53	66,318.55	68,355.81	70,416.38		55,754.65	55,754.65	55,754.65
61,283.59	60,614.40	59,841.45	66,653.55	68,700.81	70,771.38		56,036.28	56,036.28	56,036.28

Avg Q	Cost
19445.229	0.0
19445.229	100000.0

Low Q	Cost
12000.000	0.0
12000.000	100000.0

High Q	Cost
30000.000	0.0
30000.000	100000.0

64	22,000.00	[GJ per Annum]	76,067.28	74,360.67	72,174.97	70,964.13	69,172.16	67,185.36	65,672.45	65,953.65	63,609.51	62,526.13
65	22,250.00	[GJ per Annum]	76,436.95	74,721.99	72,525.68	71,309.43	69,508.74	67,512.77	65,991.29	66,273.91	63,918.39	62,828.63
66	22,500.00	[GJ per Annum]	76,806.63	75,083.32	72,876.38	71,654.73	69,845.32	67,840.19	66,310.12	66,594.17	64,227.27	63,131.13
67	22,750.00	[GJ per Annum]	77,176.31	75,444.65	73,227.09	72,000.03	70,181.90	68,167.61	66,628.96	66,914.43	64,536.14	63,433.63
68	23,000.00	[GJ per Annum]	77,545.99	75,805.98	73,577.80	72,345.34	70,518.48	68,495.03	66,947.79	67,234.69	64,845.02	63,736.13
69	23,250.00	[GJ per Annum]	77,915.66	76,167.31	73,928.51	72,690.64	70,855.06	68,822.44	67,266.63	67,554.95	65,153.90	64,038.63
70	23,500.00	[GJ per Annum]	78,285.34	76,528.64	74,279.22	73,035.94	71,191.64	69,149.86	67,585.46	67,875.21	65,462.78	64,341.13
71	23,750.00	[GJ per Annum]	78,655.02	76,889.96	74,629.93	73,381.24	71,528.22	69,477.28	67,904.29	68,195.47	65,771.66	64,643.63
72	24,000.00	[GJ per Annum]	79,024.70	77,251.29	74,980.64	73,726.54	71,864.80	69,804.70	68,223.13	68,515.73	66,080.53	64,946.13
73	24,250.00	[GJ per Annum]	79,394.37	77,612.62	75,331.35	74,071.85	72,201.38	70,132.11	68,541.96	68,835.99	66,389.41	65,248.63
74	24,500.00	[GJ per Annum]	79,764.05	77,973.95	75,682.05	74,417.15	72,537.96	70,459.53	68,860.80	69,156.25	66,698.29	65,551.13
75	24,750.00	[GJ per Annum]	80,133.73	78,335.28	76,032.76	74,762.45	72,874.54	70,786.95	69,179.63	69,476.51	67,007.17	65,853.63
76	25,000.00	[GJ per Annum]	80,503.40	78,696.61	76,383.47	75,107.75	73,211.13	71,114.37	69,498.47	69,796.78	67,316.05	66,156.13
77	25,250.00	[GJ per Annum]	80,873.08	79,057.93	76,734.18	75,453.05	73,547.71	71,441.78	69,817.30	70,117.04	67,624.92	66,458.63
78	25,500.00	[GJ per Annum]	81,242.76	79,419.26	77,084.89	75,798.35	73,884.29	71,769.20	70,136.14	70,437.30	67,933.80	66,761.13
79	25,750.00	[GJ per Annum]	81,612.44	79,780.59	77,435.60	76,143.66	74,220.87	72,096.62	70,454.97	70,757.56	68,242.68	67,063.63
80	26,000.00	[GJ per Annum]	81,982.11	80,141.92	77,786.31	76,488.96	74,557.45	72,424.04	70,773.80	71,077.82	68,551.56	67,366.13
81	26,250.00	[GJ per Annum]	82,351.79	80,503.25	78,137.01	76,834.26	74,894.03	72,751.45	71,092.64	71,398.08	68,860.44	67,668.63
82	26,500.00	[GJ per Annum]	82,721.47	80,864.58	78,487.72	77,179.56	75,230.61	73,078.87	71,411.47	71,718.34	69,169.31	67,971.13
83	26,750.00	[GJ per Annum]	83,091.15	81,225.90	78,838.43	77,524.86	75,567.19	73,406.29	71,730.31	72,038.60	69,478.19	68,273.63
84	27,000.00	[GJ per Annum]	83,460.82	81,587.23	79,189.14	77,870.16	75,903.77	73,733.71	72,049.14	72,358.86	69,787.07	68,576.13
85	27,250.00	[GJ per Annum]	83,830.50	81,948.56	79,539.85	78,215.47	76,240.35	74,061.12	72,367.98	72,679.12	70,095.95	68,878.63
86	27,500.00	[GJ per Annum]	84,200.18	82,309.89	79,890.56	78,560.77	76,576.93	74,388.54	72,686.81	72,999.38	70,404.83	69,181.13
87	27,750.00	[GJ per Annum]	84,569.86	82,671.22	80,241.27	78,906.07	76,913.51	74,715.96	73,005.64	73,319.64	70,713.71	69,483.63
88	28,000.00	[GJ per Annum]	84,939.53	83,032.55	80,591.98	79,251.37	77,250.10	75,043.38	73,324.48	73,639.90	71,022.58	69,786.13
89	28,250.00	[GJ per Annum]	85,309.21	83,393.87	80,942.68	79,596.67	77,586.68	75,370.80	73,643.31	73,960.17	71,331.46	70,088.63
90	28,500.00	[GJ per Annum]	85,678.89	83,755.20	81,293.39	79,941.98	77,923.26	75,698.21	73,962.15	74,280.43	71,640.34	70,391.13
91	28,750.00	[GJ per Annum]	86,048.57	84,116.53	81,644.10	80,287.28	78,259.84	76,025.63	74,280.98	74,600.69	71,949.22	70,693.63
92	29,000.00	[GJ per Annum]	86,418.24	84,477.86	81,994.81	80,632.58	78,596.42	76,353.05	74,599.82	74,920.95	72,258.10	70,996.13
93	29,250.00	[GJ per Annum]	86,787.92	84,839.19	82,345.52	80,977.88	78,933.00	76,680.47	74,918.65	75,241.21	72,566.97	71,298.63
94	29,500.00	[GJ per Annum]	87,157.60	85,200.52	82,696.23	81,323.18	79,269.58	77,007.88	75,237.49	75,561.47	72,875.85	71,601.13
95	29,750.00	[GJ per Annum]	87,527.27	85,561.85	83,046.94	81,668.48	79,606.16	77,335.30	75,556.32	75,881.73	73,184.73	71,903.63
96	30,000.00	[GJ per Annum]	87,896.95	85,923.17	83,397.65	82,013.79	79,942.74	77,662.72	75,875.15	76,201.99	73,493.61	72,206.13
97	30,250.00	[GJ per Annum]	88,266.63	86,284.50	83,748.35	82,359.09	80,279.32	77,990.14	76,193.99	76,522.25	73,802.49	72,508.63
98	30,500.00	[GJ per Annum]	88,636.31	86,645.83	84,099.06	82,704.39	80,615.90	78,317.55	76,512.82	76,842.51	74,111.36	72,811.13
99	30,750.00	[GJ per Annum]	89,005.98	87,007.16	84,449.77	83,049.69	80,952.48	78,644.97	76,831.66	77,162.77	74,420.24	73,113.63
100	31,000.00	[GJ per Annum]	89,375.66	87,368.49	84,800.48	83,394.99	81,289.07	78,972.39	77,150.49	77,483.03	74,729.12	73,416.13
101	31,250.00	[GJ per Annum]	89,745.34	87,729.82	85,151.19	83,740.29	81,625.65	79,299.81	77,469.33	77,803.30	75,038.00	73,718.63
102	31,500.00	[GJ per Annum]	90,115.02	88,091.14	85,501.90	84,085.60	81,962.23	79,627.22	77,788.16	78,123.56	75,346.88	74,021.13
103	31,750.00	[GJ per Annum]	90,484.69	88,452.47	85,852.61	84,430.90	82,298.81	79,954.64	78,107.00	78,443.82	75,655.75	74,323.63
104	32,000.00	[GJ per Annum]	90,854.37	88,813.80	86,203.31	84,776.20	82,635.39	80,282.06	78,425.83	78,764.08	75,964.63	74,626.13
105	32,250.00	[GJ per Annum]	91,224.05	89,175.13	86,554.02	85,121.50	82,971.97	80,609.48	78,744.66	79,084.34	76,273.51	74,928.63
106	32,500.00	[GJ per Annum]	91,593.73	89,536.46	86,904.73	85,466.80	83,308.55	80,936.89	79,063.50	79,404.60	76,582.39	75,231.13
107	32,750.00	[GJ per Annum]	91,963.40	89,897.79	87,255.44	85,812.11	83,645.13	81,264.31	79,382.33	79,724.86	76,891.27	75,533.63
108	33,000.00	[GJ per Annum]	92,333.08	90,259.11	87,606.15	86,157.41	83,981.71	81,591.73	79,701.17	80,045.12	77,200.14	75,836.13
109	33,250.00	[GJ per Annum]	92,702.76	90,620.44	87,956.86	86,502.71	84,318.29	81,919.15	80,020.00	80,365.38	77,509.02	76,138.63
110	33,500.00	[GJ per Annum]	93,072.43	90,981.77	88,307.57	86,848.01	84,654.87	82,246.57	80,338.84	80,685.64	77,817.90	76,441.13
111	33,750.00	[GJ per Annum]	93,442.11	91,343.10	88,658.28	87,193.31	84,991.45	82,573.98	80,657.67	81,005.90	78,126.78	76,743.63
112	34,000.00	[GJ per Annum]	93,811.79	91,704.43	89,008.98	87,538.61	85,328.04	82,901.40	80,976.50	81,326.16	78,435.66	77,046.13
113	34,250.00	[GJ per Annum]	94,181.47	92,065.76	89,359.69	87,883.92	85,664.62	83,228.82	81,295.34	81,646.42	78,744.53	77,348.63
114	34,500.00	[GJ per Annum]	94,551.14	92,427.08	89,710.40	88,229.22	86,001.20	83,556.24	81,614.17	81,966.69	79,053.41	77,651.13
115	34,750.00	[GJ per Annum]	94,920.82	92,788.41	90,061.11	88,574.52	86,337.78	83,883.65	81,933.01	82,286.95	79,362.29	77,953.63

61,581.52	60,909.07	60,132.37	66,988.55	69,045.81	71,126.38	56,317.92	56,317.92	56,317.92
61,879.45	61,203.75	60,423.29	67,323.55	69,390.81	71,481.38	56,599.56	56,599.56	56,599.56
62,177.38	61,498.43	60,714.21	67,658.55	69,735.81	71,836.38	56,881.20	56,881.20	56,881.20
62,475.31	61,793.11	61,005.13	67,993.55	70,080.81	72,191.38	57,162.83	57,162.83	57,162.83
62,773.24	62,087.78	61,296.05	68,328.55	70,425.81	72,546.38	57,444.47	57,444.47	57,444.47
63,071.17	62,382.46	61,586.97	68,663.55	70,770.81	72,901.38	57,726.11	57,726.11	57,726.11
63,369.10	62,677.14	61,877.88	68,998.55	71,115.81	73,256.38	58,007.75	58,007.75	58,007.75
63,667.03	62,971.81	62,168.80	69,333.55	71,460.81	73,611.38	58,289.39	58,289.39	58,289.39
63,964.96	63,266.49	62,459.72	69,668.55	71,805.81	73,966.38	58,571.02	58,571.02	58,571.02
64,262.89	63,561.17	62,750.64	70,003.55	72,150.81	74,321.38	58,852.66	58,852.66	58,852.66
64,560.82	63,855.84	63,041.56	70,338.55	72,495.81	74,676.38	59,134.30	59,134.30	59,134.30
64,858.75	64,150.52	63,332.48	70,673.55	72,840.81	75,031.38	59,415.94	59,415.94	59,415.94
65,156.68	64,445.20	63,623.40	71,008.55	73,185.81	75,386.38	59,697.57	59,697.57	59,697.57
65,454.61	64,739.87	63,914.32	71,343.55	73,530.81	75,741.38	59,979.21	59,979.21	59,979.21
65,752.54	65,034.55	64,205.24	71,678.55	73,875.81	76,096.38	60,260.85	60,260.85	60,260.85
66,050.47	65,329.23	64,496.16	72,013.55	74,220.81	76,451.38	60,542.49	60,542.49	60,542.49
66,348.40	65,623.90	64,787.08	72,348.55	74,565.81	76,806.38	60,824.13	60,824.13	60,824.13
66,646.33	65,918.58	65,077.99	72,683.55	74,910.81	77,161.38	61,105.76	61,105.76	61,105.76
66,944.26	66,213.26	65,368.91	73,018.55	75,255.81	77,516.38	61,387.40	61,387.40	61,387.40
67,242.19	66,507.93	65,659.83	73,353.55	75,600.81	77,871.38	61,669.04	61,669.04	61,669.04
67,540.12	66,802.61	65,950.75	73,688.55	75,945.81	78,226.38	61,950.68	61,950.68	61,950.68
67,838.05	67,097.29	66,241.67	74,023.55	76,290.81	78,581.38	62,232.31	62,232.31	62,232.31
68,135.98	67,391.96	66,532.59	74,358.55	76,635.81	78,936.38	62,513.95	62,513.95	62,513.95
68,433.91	67,686.64	66,823.51	74,693.55	76,980.81	79,291.38	62,795.59	62,795.59	62,795.59
68,731.84	67,981.32	67,114.43	75,028.55	77,325.81	79,646.38	63,077.23	63,077.23	63,077.23
69,029.77	68,275.99	67,405.35	75,363.55	77,670.81	80,001.38	63,358.87	63,358.87	63,358.87
69,327.70	68,570.67	67,696.27	75,698.55	78,015.81	80,356.38	63,640.50	63,640.50	63,640.50
69,625.63	68,865.35	67,987.18	76,033.55	78,360.81	80,711.38	63,922.14	63,922.14	63,922.14
69,923.56	69,160.02	68,278.10	76,368.55	78,705.81	81,066.38	64,203.78	64,203.78	64,203.78
70,221.49	69,454.70	68,569.02	76,703.55	79,050.81	81,421.38	64,485.42	64,485.42	64,485.42
70,519.42	69,749.38	68,859.94	77,038.55	79,395.81	81,776.38	64,767.05	64,767.05	64,767.05
70,817.35	70,044.05	69,150.86	77,373.55	79,740.81	82,131.38	65,048.69	65,048.69	65,048.69
71,115.28	70,338.73	69,441.78	77,708.55	80,085.81	82,486.38	65,330.33	65,330.33	65,330.33
71,413.21	70,633.41	69,732.70	78,043.55	80,430.81	82,841.38	65,611.97	65,611.97	65,611.97
71,711.14	70,928.08	70,023.62	78,378.55	80,775.81	83,196.38	65,893.60	65,893.60	65,893.60
72,009.07	71,222.76	70,314.54	78,713.55	81,120.81	83,551.38	66,175.24	66,175.24	66,175.24
72,307.00	71,517.44	70,605.46	79,048.55	81,465.81	83,906.38	66,456.88	66,456.88	66,456.88
72,604.93	71,812.11	70,896.37	79,383.55	81,810.81	84,261.38	66,738.52	66,738.52	66,738.52
72,902.86	72,106.79	71,187.29	79,718.55	82,155.81	84,616.38	67,020.16	67,020.16	67,020.16
73,200.79	72,401.47	71,478.21	80,053.55	82,500.81	84,971.38	67,301.79	67,301.79	67,301.79
73,498.72	72,696.14	71,769.13	80,388.55	82,845.81	85,326.38	67,583.43	67,583.43	67,583.43
73,796.65	72,990.82	72,060.05	80,723.55	83,190.81	85,681.38	67,865.07	67,865.07	67,865.07
74,094.58	73,285.50	72,350.97	81,058.55	83,535.81	86,036.38	68,146.71	68,146.71	68,146.71
74,392.51	73,580.17	72,641.89	81,393.55	83,880.81	86,391.38	68,428.34	68,428.34	68,428.34
74,690.44	73,874.85	72,932.81	81,728.55	84,225.81	86,746.38	68,709.98	68,709.98	68,709.98
74,988.37	74,169.53	73,223.73	82,063.55	84,570.81	87,101.38	68,991.62	68,991.62	68,991.62
75,286.30	74,464.20	73,514.65	82,398.55	84,915.81	87,456.38	69,273.26	69,273.26	69,273.26
75,584.23	74,758.88	73,805.57	82,733.55	85,260.81	87,811.38	69,554.90	69,554.90	69,554.90
75,882.16	75,053.56	74,096.48	83,068.55	85,605.81	88,166.38	69,836.53	69,836.53	69,836.53
76,180.09	75,348.23	74,387.40	83,403.55	85,950.81	88,521.38	70,118.17	70,118.17	70,118.17
76,478.02	75,642.91	74,678.32	83,738.55	86,295.81	88,876.38	70,399.81	70,399.81	70,399.81
76,775.95	75,937.59	74,969.24	84,073.55	86,640.81	89,231.38	70,681.45	70,681.45	70,681.45

116	Variation of Annum Payment / Annual Payment Equivalent										
117	10,000.00	[GJ per Annum]	-1,305.86	-1,675.95	-951.30	-1,373.37	-1,546.97	-1,100.91	212.73	-1,797.76	-777.24
118	10,250.00	[GJ per Annum]	-1,314.21	-1,686.57	-956.71	-1,382.09	-1,556.13	-1,109.49	214.15	-1,809.15	-783.61
119	10,500.00	[GJ per Annum]	-1,322.56	-1,697.19	-962.12	-1,390.81	-1,565.29	-1,118.07	215.58	-1,820.53	-789.99
120	10,750.00	[GJ per Annum]	-1,330.91	-1,707.81	-967.52	-1,399.53	-1,574.46	-1,126.66	217.01	-1,831.91	-796.37
121	11,000.00	[GJ per Annum]	-1,339.26	-1,718.43	-972.93	-1,408.25	-1,583.62	-1,135.24	218.43	-1,843.29	-802.75
122	11,250.00	[GJ per Annum]	-1,347.61	-1,729.05	-978.34	-1,416.97	-1,592.78	-1,143.82	219.86	-1,854.68	-809.13
123	11,500.00	[GJ per Annum]	-1,355.95	-1,739.67	-983.75	-1,425.69	-1,601.95	-1,152.41	221.29	-1,866.06	-815.50
124	11,750.00	[GJ per Annum]	-1,364.30	-1,750.29	-989.15	-1,434.42	-1,611.11	-1,160.99	222.71	-1,877.44	-821.88
125	12,000.00	[GJ per Annum]	-1,372.65	-1,760.91	-994.56	-1,443.14	-1,620.27	-1,169.57	224.14	-1,888.83	-828.26
126	12,250.00	[GJ per Annum]	-1,381.00	-1,771.53	-999.97	-1,451.86	-1,629.43	-1,178.16	225.56	-1,900.21	-834.64
127	12,500.00	[GJ per Annum]	-1,389.35	-1,782.15	-1,005.37	-1,460.58	-1,638.60	-1,186.74	226.99	-1,911.59	-841.02
128	12,750.00	[GJ per Annum]	-1,397.70	-1,792.77	-1,010.78	-1,469.30	-1,647.76	-1,195.32	228.42	-1,922.97	-847.39
129	13,000.00	[GJ per Annum]	-1,406.05	-1,803.39	-1,016.19	-1,478.02	-1,656.92	-1,203.91	229.84	-1,934.36	-853.77
130	13,250.00	[GJ per Annum]	-1,414.40	-1,814.01	-1,021.59	-1,486.74	-1,666.09	-1,212.49	231.27	-1,945.74	-860.15
131	13,500.00	[GJ per Annum]	-1,422.75	-1,824.63	-1,027.00	-1,495.46	-1,675.25	-1,221.07	232.70	-1,957.12	-866.53
132	13,750.00	[GJ per Annum]	-1,431.10	-1,835.25	-1,032.41	-1,504.18	-1,684.41	-1,229.66	234.12	-1,968.50	-872.91
133	14,000.00	[GJ per Annum]	-1,439.44	-1,845.87	-1,037.82	-1,512.90	-1,693.58	-1,238.24	235.55	-1,979.89	-879.28
134	14,250.00	[GJ per Annum]	-1,447.79	-1,856.49	-1,043.22	-1,521.62	-1,702.74	-1,246.82	236.98	-1,991.27	-885.66
135	14,500.00	[GJ per Annum]	-1,456.14	-1,867.11	-1,048.63	-1,530.35	-1,711.90	-1,255.41	238.40	-2,002.65	-892.04
136	14,750.00	[GJ per Annum]	-1,464.49	-1,877.73	-1,054.04	-1,539.07	-1,721.07	-1,263.99	239.83	-2,014.04	-898.42
137	15,000.00	[GJ per Annum]	-1,472.84	-1,888.35	-1,059.44	-1,547.79	-1,730.23	-1,272.57	241.25	-2,025.42	-904.80
138	15,250.00	[GJ per Annum]	-1,481.19	-1,898.97	-1,064.85	-1,556.51	-1,739.39	-1,281.16	242.68	-2,036.80	-911.17
139	15,500.00	[GJ per Annum]	-1,489.54	-1,909.59	-1,070.26	-1,565.23	-1,748.56	-1,289.74	244.11	-2,048.18	-917.55
140	15,750.00	[GJ per Annum]	-1,497.89	-1,920.21	-1,075.66	-1,573.95	-1,757.72	-1,298.32	245.53	-2,059.57	-923.93
141	16,000.00	[GJ per Annum]	-1,506.24	-1,930.83	-1,081.07	-1,582.67	-1,766.88	-1,306.91	246.96	-2,070.95	-930.31
142	16,250.00	[GJ per Annum]	-1,514.59	-1,941.45	-1,086.48	-1,591.39	-1,776.05	-1,315.49	248.39	-2,082.33	-936.69
143	16,500.00	[GJ per Annum]	-1,522.93	-1,952.07	-1,091.88	-1,600.11	-1,785.21	-1,324.07	249.81	-2,093.71	-943.06
144	16,750.00	[GJ per Annum]	-1,531.28	-1,962.68	-1,097.29	-1,608.83	-1,794.37	-1,332.65	251.24	-2,105.10	-949.44
145	17,000.00	[GJ per Annum]	-1,539.63	-1,973.30	-1,102.70	-1,617.55	-1,803.54	-1,341.24	252.67	-2,116.48	-955.82
146	17,250.00	[GJ per Annum]	-1,547.98	-1,983.92	-1,108.11	-1,626.28	-1,812.70	-1,349.82	254.09	-2,127.86	-962.20
147	17,500.00	[GJ per Annum]	-1,556.33	-1,994.54	-1,113.51	-1,635.00	-1,821.86	-1,358.40	255.52	-2,139.25	-968.58
148	17,750.00	[GJ per Annum]	-1,564.68	-2,005.16	-1,118.92	-1,643.72	-1,831.03	-1,366.99	256.94	-2,150.63	-974.95
149	18,000.00	[GJ per Annum]	-1,573.03	-2,015.78	-1,124.33	-1,652.44	-1,840.19	-1,375.57	258.37	-2,162.01	-981.33
150	18,250.00	[GJ per Annum]	-1,581.38	-2,026.40	-1,129.73	-1,661.16	-1,849.35	-1,384.15	259.80	-2,173.39	-987.71
151	18,500.00	[GJ per Annum]	-1,589.73	-2,037.02	-1,135.14	-1,669.88	-1,858.52	-1,392.74	261.22	-2,184.78	-994.09
152	18,750.00	[GJ per Annum]	-1,598.07	-2,047.64	-1,140.55	-1,678.60	-1,867.68	-1,401.32	262.65	-2,196.16	-1,000.47
153	19,000.00	[GJ per Annum]	-1,606.42	-2,058.26	-1,145.95	-1,687.32	-1,876.84	-1,409.90	264.08	-2,207.54	-1,006.84
154	19,250.00	[GJ per Annum]	-1,614.77	-2,068.88	-1,151.36	-1,696.04	-1,886.01	-1,418.49	265.50	-2,218.93	-1,013.22
155	19,500.00	[GJ per Annum]	-1,623.12	-2,079.50	-1,156.77	-1,704.76	-1,895.17	-1,427.07	266.93	-2,230.31	-1,019.60
156	19,750.00	[GJ per Annum]	-1,631.47	-2,090.12	-1,162.17	-1,713.49	-1,904.33	-1,435.65	268.36	-2,241.69	-1,025.98
157	19,445.23	[GJ per Annum]	-1,621.29	-2,077.17	-1,155.58	-1,702.85	-1,893.16	-1,425.19	266.62	-2,227.81	-1,018.20
158	20,250.00	[GJ per Annum]	-1,648.17	-2,111.36	-1,172.99	-1,730.93	-1,922.66	-1,452.82	271.21	-2,264.46	-1,038.73
159	20,500.00	[GJ per Annum]	-1,656.52	-2,121.98	-1,178.40	-1,739.65	-1,931.82	-1,461.40	272.63	-2,275.84	-1,045.11
160	20,750.00	[GJ per Annum]	-1,664.87	-2,132.60	-1,183.80	-1,748.37	-1,940.98	-1,469.99	274.06	-2,287.22	-1,051.49
161	21,000.00	[GJ per Annum]	-1,673.22	-2,143.22	-1,189.21	-1,757.09	-1,950.15	-1,478.57	275.49	-2,298.60	-1,057.87
162	21,250.00	[GJ per Annum]	-1,681.56	-2,153.84	-1,194.62	-1,765.81	-1,959.31	-1,487.15	276.91	-2,309.99	-1,064.25
163	21,500.00	[GJ per Annum]	-1,689.91	-2,164.46	-1,200.02	-1,774.53	-1,968.47	-1,495.74	278.34	-2,321.37	-1,070.62
164	21,750.00	[GJ per Annum]	-1,698.26	-2,175.08	-1,205.43	-1,783.25	-1,977.64	-1,504.32	279.77	-2,332.75	-1,077.00
165	22,000.00	[GJ per Annum]	-1,706.61	-2,185.70	-1,210.84	-1,791.97	-1,986.80	-1,512.90	281.19	-2,344.14	-1,083.38

-725.25	-516.29	-596.34	4,740.29	1,577.26	1,600.57	-3,368.95	-	-
-729.82	-519.54	-600.09	4,784.37	1,587.26	1,610.57	-3,378.23	-	-
-734.39	-522.79	-603.85	4,828.46	1,597.26	1,620.57	-3,387.51	-	-
-738.96	-526.05	-607.61	4,872.54	1,607.26	1,630.57	-3,396.79	-	-
-743.53	-529.30	-611.37	4,916.62	1,617.26	1,640.57	-3,406.07	-	-
-748.10	-532.55	-615.12	4,960.70	1,627.26	1,650.57	-3,415.35	-	-
-752.67	-535.80	-618.88	5,004.78	1,637.26	1,660.57	-3,424.63	-	-
-757.24	-539.06	-622.64	5,048.86	1,647.26	1,670.57	-3,433.92	-	-
-761.81	-542.31	-626.40	5,092.94	1,657.26	1,680.57	-3,443.20	-	-
-766.38	-545.56	-630.16	5,137.02	1,667.26	1,690.57	-3,452.48	-	-
-770.95	-548.82	-633.91	5,181.10	1,677.26	1,700.57	-3,461.76	-	-
-775.52	-552.07	-637.67	5,225.18	1,687.26	1,710.57	-3,471.04	-	-
-780.09	-555.32	-641.43	5,269.27	1,697.26	1,720.57	-3,480.32	-	-
-784.66	-558.58	-645.19	5,313.35	1,707.26	1,730.57	-3,489.60	-	-
-789.23	-561.83	-648.94	5,357.43	1,717.26	1,740.57	-3,498.88	-	-
-793.80	-565.08	-652.70	5,401.51	1,727.26	1,750.57	-3,508.17	-	-
-798.37	-568.34	-656.46	5,445.59	1,737.26	1,760.57	-3,517.45	-	-
-802.94	-571.59	-660.22	5,489.67	1,747.26	1,770.57	-3,526.73	-	-
-807.51	-574.84	-663.97	5,533.75	1,757.26	1,780.57	-3,536.01	-	-
-812.08	-578.10	-667.73	5,577.83	1,767.26	1,790.57	-3,545.29	-	-
-816.65	-581.35	-671.49	5,621.91	1,777.26	1,800.57	-3,554.57	-	-
-821.22	-584.60	-675.25	5,665.99	1,787.26	1,810.57	-3,563.85	-	-
-825.79	-587.86	-679.00	5,710.07	1,797.26	1,820.57	-3,573.13	-	-
-830.36	-591.11	-682.76	5,754.16	1,807.26	1,830.57	-3,582.42	-	-
-834.93	-594.36	-686.52	5,798.24	1,817.26	1,840.57	-3,591.70	-	-
-839.50	-597.62	-690.28	5,842.32	1,827.26	1,850.57	-3,600.98	-	-
-844.07	-600.87	-694.04	5,886.40	1,837.26	1,860.57	-3,610.26	-	-
-848.64	-604.12	-697.79	5,930.48	1,847.26	1,870.57	-3,619.54	-	-
-853.21	-607.38	-701.55	5,974.56	1,857.26	1,880.57	-3,628.82	-	-
-857.78	-610.63	-705.31	6,018.64	1,867.26	1,890.57	-3,638.10	-	-
-862.35	-613.88	-709.07	6,062.72	1,877.26	1,900.57	-3,647.39	-	-
-866.92	-617.14	-712.82	6,106.80	1,887.26	1,910.57	-3,656.67	-	-
-871.49	-620.39	-716.58	6,150.88	1,897.26	1,920.57	-3,665.95	-	-
-876.06	-623.64	-720.34	6,194.97	1,907.26	1,930.57	-3,675.23	-	-
-880.63	-626.90	-724.10	6,239.05	1,917.26	1,940.57	-3,684.51	-	-
-885.20	-630.15	-727.85	6,283.13	1,927.26	1,950.57	-3,693.79	-	-
-889.77	-633.40	-731.61	6,327.21	1,937.26	1,960.57	-3,703.07	-	-
-894.34	-636.66	-735.37	6,371.29	1,947.26	1,970.57	-3,712.35	-	-
-898.91	-639.91	-739.13	6,415.37	1,957.26	1,980.57	-3,721.64	-	-
-903.48	-643.16	-742.89	6,459.45	1,967.26	1,990.57	-3,730.92	-	-
-897.91	-639.20	-738.30	6,405.71	1,955.07	1,978.38	-3,719.60	-	-
-912.62	-649.67	-750.40	6,547.61	1,987.26	2,010.57	-3,749.48	-	-
-917.19	-652.92	-754.16	6,591.69	1,997.26	2,020.57	-3,758.76	-	-
-921.76	-656.18	-757.92	6,635.77	2,007.26	2,030.57	-3,768.04	-	-
-926.33	-659.43	-761.67	6,679.86	2,017.26	2,040.57	-3,777.32	-	-
-930.90	-662.68	-765.43	6,723.94	2,027.26	2,050.57	-3,786.60	-	-
-935.47	-665.94	-769.19	6,768.02	2,037.26	2,060.57	-3,795.89	-	-
-940.04	-669.19	-772.95	6,812.10	2,047.26	2,070.57	-3,805.17	-	-
-944.61	-672.44	-776.70	6,856.18	2,057.26	2,080.57	-3,814.45	-	-

166	22,250.00	[GJ per Annum]	-1,714.96	-2,196.32	-1,216.24	-1,800.69	-1,995.96	-1,521.49	282.62	-2,355.52	-1,089.76
167	22,500.00	[GJ per Annum]	-1,723.31	-2,206.94	-1,221.65	-1,809.42	-2,005.13	-1,530.07	284.05	-2,366.90	-1,096.14
168	22,750.00	[GJ per Annum]	-1,731.66	-2,217.56	-1,227.06	-1,818.14	-2,014.29	-1,538.65	285.47	-2,378.28	-1,102.51
169	23,000.00	[GJ per Annum]	-1,740.01	-2,228.18	-1,232.47	-1,826.86	-2,023.45	-1,547.23	286.90	-2,389.67	-1,108.89
170	23,250.00	[GJ per Annum]	-1,748.36	-2,238.80	-1,237.87	-1,835.58	-2,032.62	-1,555.82	288.32	-2,401.05	-1,115.27
171	23,500.00	[GJ per Annum]	-1,756.71	-2,249.42	-1,243.28	-1,844.30	-2,041.78	-1,564.40	289.75	-2,412.43	-1,121.65
172	23,750.00	[GJ per Annum]	-1,765.05	-2,260.04	-1,248.69	-1,853.02	-2,050.94	-1,572.98	291.18	-2,423.81	-1,128.03
173	24,000.00	[GJ per Annum]	-1,773.40	-2,270.66	-1,254.09	-1,861.74	-2,060.11	-1,581.57	292.60	-2,435.20	-1,134.40
174	24,250.00	[GJ per Annum]	-1,781.75	-2,281.28	-1,259.50	-1,870.46	-2,069.27	-1,590.15	294.03	-2,446.58	-1,140.78
175	24,500.00	[GJ per Annum]	-1,790.10	-2,291.90	-1,264.91	-1,879.18	-2,078.43	-1,598.73	295.46	-2,457.96	-1,147.16
176	24,750.00	[GJ per Annum]	-1,798.45	-2,302.51	-1,270.31	-1,887.90	-2,087.60	-1,607.32	296.88	-2,469.35	-1,153.54
177	25,000.00	[GJ per Annum]	-1,806.80	-2,313.13	-1,275.72	-1,896.62	-2,096.76	-1,615.90	298.31	-2,480.73	-1,159.92
178	25,250.00	[GJ per Annum]	-1,815.15	-2,323.75	-1,281.13	-1,905.35	-2,105.92	-1,624.48	299.74	-2,492.11	-1,166.29
179	25,500.00	[GJ per Annum]	-1,823.50	-2,334.37	-1,286.53	-1,914.07	-2,115.09	-1,633.07	301.16	-2,503.49	-1,172.67
180	25,750.00	[GJ per Annum]	-1,831.85	-2,344.99	-1,291.94	-1,922.79	-2,124.25	-1,641.65	302.59	-2,514.88	-1,179.05
181	26,000.00	[GJ per Annum]	-1,840.19	-2,355.61	-1,297.35	-1,931.51	-2,133.41	-1,650.23	304.01	-2,526.26	-1,185.43
182	26,250.00	[GJ per Annum]	-1,848.54	-2,366.23	-1,302.76	-1,940.23	-2,142.58	-1,658.82	305.44	-2,537.64	-1,191.81
183	26,500.00	[GJ per Annum]	-1,856.89	-2,376.85	-1,308.16	-1,948.95	-2,151.74	-1,667.40	306.87	-2,549.03	-1,198.18
184	26,750.00	[GJ per Annum]	-1,865.24	-2,387.47	-1,313.57	-1,957.67	-2,160.90	-1,675.98	308.29	-2,560.41	-1,204.56
185	27,000.00	[GJ per Annum]	-1,873.59	-2,398.09	-1,318.98	-1,966.39	-2,170.07	-1,684.57	309.72	-2,571.79	-1,210.94
186	27,250.00	[GJ per Annum]	-1,881.94	-2,408.71	-1,324.38	-1,975.11	-2,179.23	-1,693.15	311.15	-2,583.17	-1,217.32
187	27,500.00	[GJ per Annum]	-1,890.29	-2,419.33	-1,329.79	-1,983.83	-2,188.39	-1,701.73	312.57	-2,594.56	-1,223.70
188	27,750.00	[GJ per Annum]	-1,898.64	-2,429.95	-1,335.20	-1,992.56	-2,197.55	-1,710.32	314.00	-2,605.94	-1,230.07
189	28,000.00	[GJ per Annum]	-1,906.99	-2,440.57	-1,340.60	-2,001.28	-2,206.72	-1,718.90	315.43	-2,617.32	-1,236.45
190	28,250.00	[GJ per Annum]	-1,915.34	-2,451.19	-1,346.01	-2,010.00	-2,215.88	-1,727.48	316.85	-2,628.70	-1,242.83
191	28,500.00	[GJ per Annum]	-1,923.68	-2,461.81	-1,351.42	-2,018.72	-2,225.04	-1,736.06	318.28	-2,640.09	-1,249.21
192	28,750.00	[GJ per Annum]	-1,932.03	-2,472.43	-1,356.82	-2,027.44	-2,234.21	-1,744.65	319.70	-2,651.47	-1,255.59
193	29,000.00	[GJ per Annum]	-1,940.38	-2,483.05	-1,362.23	-2,036.16	-2,243.37	-1,753.23	321.13	-2,662.85	-1,261.97
194	29,250.00	[GJ per Annum]	-1,948.73	-2,493.67	-1,367.64	-2,044.88	-2,252.53	-1,761.81	322.56	-2,674.24	-1,268.34
195	29,500.00	[GJ per Annum]	-1,957.08	-2,504.29	-1,373.05	-2,053.60	-2,261.70	-1,770.40	323.98	-2,685.62	-1,274.72
196	29,750.00	[GJ per Annum]	-1,965.43	-2,514.91	-1,378.45	-2,062.32	-2,270.86	-1,778.98	325.41	-2,697.00	-1,281.10
197	30,000.00	[GJ per Annum]	-1,973.78	-2,525.53	-1,383.86	-2,071.04	-2,280.02	-1,787.56	326.84	-2,708.38	-1,287.48
198	30,250.00	[GJ per Annum]	-1,982.13	-2,536.15	-1,389.27	-2,079.76	-2,289.19	-1,796.15	328.26	-2,719.77	-1,293.86
199	30,500.00	[GJ per Annum]	-1,990.48	-2,546.77	-1,394.67	-2,088.49	-2,298.35	-1,804.73	329.69	-2,731.15	-1,300.23
200	30,750.00	[GJ per Annum]	-1,998.83	-2,557.39	-1,400.08	-2,097.21	-2,307.51	-1,813.31	331.12	-2,742.53	-1,306.61
201	31,000.00	[GJ per Annum]	-2,007.17	-2,568.01	-1,405.49	-2,105.93	-2,316.68	-1,821.90	332.54	-2,753.92	-1,312.99
202	31,250.00	[GJ per Annum]	-2,015.52	-2,578.63	-1,410.89	-2,114.65	-2,325.84	-1,830.48	333.97	-2,765.30	-1,319.37
203	31,500.00	[GJ per Annum]	-2,023.87	-2,589.25	-1,416.30	-2,123.37	-2,335.00	-1,839.06	335.39	-2,776.68	-1,325.75
204	31,750.00	[GJ per Annum]	-2,032.22	-2,599.87	-1,421.71	-2,132.09	-2,344.17	-1,847.65	336.82	-2,788.06	-1,332.12
205	32,000.00	[GJ per Annum]	-2,040.57	-2,610.49	-1,427.11	-2,140.81	-2,353.33	-1,856.23	338.25	-2,799.45	-1,338.50
206	32,250.00	[GJ per Annum]	-2,048.92	-2,621.11	-1,432.52	-2,149.53	-2,362.49	-1,864.81	339.67	-2,810.83	-1,344.88
207	32,500.00	[GJ per Annum]	-2,057.27	-2,631.73	-1,437.93	-2,158.25	-2,371.66	-1,873.40	341.10	-2,822.21	-1,351.26
208	32,750.00	[GJ per Annum]	-2,065.62	-2,642.34	-1,443.34	-2,166.97	-2,380.82	-1,881.98	342.53	-2,833.59	-1,357.64
209	33,000.00	[GJ per Annum]	-2,073.97	-2,652.96	-1,448.74	-2,175.69	-2,389.98	-1,890.56	343.95	-2,844.98	-1,364.01
210	33,250.00	[GJ per Annum]	-2,082.31	-2,663.58	-1,454.15	-2,184.42	-2,399.15	-1,899.15	345.38	-2,856.36	-1,370.39
211	33,500.00	[GJ per Annum]	-2,090.66	-2,674.20	-1,459.56	-2,193.14	-2,408.31	-1,907.73	346.81	-2,867.74	-1,376.77
212	33,750.00	[GJ per Annum]	-2,099.01	-2,684.82	-1,464.96	-2,201.86	-2,417.47	-1,916.31	348.23	-2,879.13	-1,383.15
213	34,000.00	[GJ per Annum]	-2,107.36	-2,695.44	-1,470.37	-2,210.58	-2,426.64	-1,924.90	349.66	-2,890.51	-1,389.53
214	34,250.00	[GJ per Annum]	-2,115.71	-2,706.06	-1,475.78	-2,219.30	-2,435.80	-1,933.48	351.09	-2,901.89	-1,395.90
215	34,500.00	[GJ per Annum]	-2,124.06	-2,716.68	-1,481.18	-2,228.02	-2,444.96	-1,942.06	352.51	-2,913.27	-1,402.28
216	34,750.00	[GJ per Annum]	-2,132.41	-2,727.30	-1,486.59	-2,236.74	-2,454.12	-1,950.64	353.94	-2,924.66	-1,408.66

-949.18	-675.70	-780.46	6,900.26	2,067.26	2,090.57	-3,823.73	-	-
-953.75	-678.95	-784.22	6,944.34	2,077.26	2,100.57	-3,833.01	-	-
-958.32	-682.20	-787.98	6,988.42	2,087.26	2,110.57	-3,842.29	-	-
-962.89	-685.45	-791.74	7,032.50	2,097.26	2,120.57	-3,851.57	-	-
-967.46	-688.71	-795.49	7,076.58	2,107.26	2,130.57	-3,860.86	-	-
-972.03	-691.96	-799.25	7,120.67	2,117.26	2,140.57	-3,870.14	-	-
-976.60	-695.21	-803.01	7,164.75	2,127.26	2,150.57	-3,879.42	-	-
-981.17	-698.47	-806.77	7,208.83	2,137.26	2,160.57	-3,888.70	-	-
-985.74	-701.72	-810.52	7,252.91	2,147.26	2,170.57	-3,897.98	-	-
-990.31	-704.97	-814.28	7,296.99	2,157.26	2,180.57	-3,907.26	-	-
-994.88	-708.23	-818.04	7,341.07	2,167.26	2,190.57	-3,916.54	-	-
-999.45	-711.48	-821.80	7,385.15	2,177.26	2,200.57	-3,925.82	-	-
-1,004.02	-714.73	-825.55	7,429.23	2,187.26	2,210.57	-3,935.11	-	-
-1,008.59	-717.99	-829.31	7,473.31	2,197.26	2,220.57	-3,944.39	-	-
-1,013.16	-721.24	-833.07	7,517.39	2,207.26	2,230.57	-3,953.67	-	-
-1,017.73	-724.49	-836.83	7,561.47	2,217.26	2,240.57	-3,962.95	-	-
-1,022.30	-727.75	-840.59	7,605.56	2,227.26	2,250.57	-3,972.23	-	-
-1,026.87	-731.00	-844.34	7,649.64	2,237.26	2,260.57	-3,981.51	-	-
-1,031.44	-734.25	-848.10	7,693.72	2,247.26	2,270.57	-3,990.79	-	-
-1,036.01	-737.51	-851.86	7,737.80	2,257.26	2,280.57	-4,000.07	-	-
-1,040.58	-740.76	-855.62	7,781.88	2,267.26	2,290.57	-4,009.36	-	-
-1,045.15	-744.01	-859.37	7,825.96	2,277.26	2,300.57	-4,018.64	-	-
-1,049.72	-747.27	-863.13	7,870.04	2,287.26	2,310.57	-4,027.92	-	-
-1,054.29	-750.52	-866.89	7,914.12	2,297.26	2,320.57	-4,037.20	-	-
-1,058.86	-753.77	-870.65	7,958.20	2,307.26	2,330.57	-4,046.48	-	-
-1,063.43	-757.03	-874.40	8,002.28	2,317.26	2,340.57	-4,055.76	-	-
-1,068.00	-760.28	-878.16	8,046.37	2,327.26	2,350.57	-4,065.04	-	-
-1,072.57	-763.53	-881.92	8,090.45	2,337.26	2,360.57	-4,074.33	-	-
-1,077.14	-766.79	-885.68	8,134.53	2,347.26	2,370.57	-4,083.61	-	-
-1,081.71	-770.04	-889.44	8,178.61	2,357.26	2,380.57	-4,092.89	-	-
-1,086.28	-773.29	-893.19	8,222.69	2,367.26	2,390.57	-4,102.17	-	-
-1,090.85	-776.55	-896.95	8,266.77	2,377.26	2,400.57	-4,111.45	-	-
-1,095.42	-779.80	-900.71	8,310.85	2,387.26	2,410.57	-4,120.73	-	-
-1,099.99	-783.05	-904.47	8,354.93	2,397.26	2,420.57	-4,130.01	-	-
-1,104.56	-786.31	-908.22	8,399.01	2,407.26	2,430.57	-4,139.29	-	-
-1,109.13	-789.56	-911.98	8,443.09	2,417.26	2,440.57	-4,148.58	-	-
-1,113.70	-792.81	-915.74	8,487.18	2,427.26	2,450.57	-4,157.86	-	-
-1,118.27	-796.07	-919.50	8,531.26	2,437.26	2,460.57	-4,167.14	-	-
-1,122.84	-799.32	-923.25	8,575.34	2,447.26	2,470.57	-4,176.42	-	-
-1,127.41	-802.57	-927.01	8,619.42	2,457.26	2,480.57	-4,185.70	-	-
-1,131.98	-805.83	-930.77	8,663.50	2,467.26	2,490.57	-4,194.98	-	-
-1,136.55	-809.08	-934.53	8,707.58	2,477.26	2,500.57	-4,204.26	-	-
-1,141.12	-812.33	-938.28	8,751.66	2,487.26	2,510.57	-4,213.54	-	-
-1,145.69	-815.59	-942.04	8,795.74	2,497.26	2,520.57	-4,222.83	-	-
-1,150.26	-818.84	-945.80	8,839.82	2,507.26	2,530.57	-4,232.11	-	-
-1,154.83	-822.09	-949.56	8,883.90	2,517.26	2,540.57	-4,241.39	-	-
-1,159.40	-825.34	-953.32	8,927.98	2,527.26	2,550.57	-4,250.67	-	-
-1,163.97	-828.60	-957.07	8,972.07	2,537.26	2,560.57	-4,259.95	-	-
-1,168.54	-831.85	-960.83	9,016.15	2,547.26	2,570.57	-4,269.23	-	-
-1,173.11	-835.10	-964.59	9,060.23	2,557.26	2,580.57	-4,278.51	-	-
-1,177.68	-838.36	-968.35	9,104.31	2,567.26	2,590.57	-4,287.80	-	-

217	Payment Variation										
218		10,000.00	[GJ per Annum]	-0.02	-0.03	-0.02	-0.03	-0.03	-0.02	0.00	-0.04	-0.02
219		10,250.00	[GJ per Annum]	-0.02	-0.03	-0.02	-0.03	-0.03	-0.02	0.00	-0.04	-0.02
220		10,500.00	[GJ per Annum]	-0.02	-0.03	-0.02	-0.03	-0.03	-0.02	0.00	-0.04	-0.02
221		10,750.00	[GJ per Annum]	-0.02	-0.03	-0.02	-0.03	-0.03	-0.02	0.00	-0.04	-0.02
222		11,000.00	[GJ per Annum]	-0.02	-0.03	-0.02	-0.03	-0.03	-0.02	0.00	-0.04	-0.02
223		11,250.00	[GJ per Annum]	-0.02	-0.03	-0.02	-0.03	-0.03	-0.02	0.00	-0.04	-0.02
224		11,500.00	[GJ per Annum]	-0.02	-0.03	-0.02	-0.03	-0.03	-0.02	0.00	-0.04	-0.02
225		11,750.00	[GJ per Annum]	-0.02	-0.03	-0.02	-0.03	-0.03	-0.02	0.00	-0.04	-0.02
226		12,000.00	[GJ per Annum]	-0.02	-0.03	-0.02	-0.03	-0.03	-0.02	0.00	-0.04	-0.02
227		12,250.00	[GJ per Annum]	-0.02	-0.03	-0.02	-0.03	-0.03	-0.02	0.00	-0.04	-0.02
228		12,500.00	[GJ per Annum]	-0.02	-0.03	-0.02	-0.03	-0.03	-0.02	0.00	-0.04	-0.02
229		12,750.00	[GJ per Annum]	-0.02	-0.03	-0.02	-0.03	-0.03	-0.02	0.00	-0.04	-0.02
230		13,000.00	[GJ per Annum]	-0.02	-0.03	-0.02	-0.03	-0.03	-0.02	0.00	-0.04	-0.02
231		13,250.00	[GJ per Annum]	-0.02	-0.03	-0.02	-0.03	-0.03	-0.02	0.00	-0.04	-0.02
232		13,500.00	[GJ per Annum]	-0.02	-0.03	-0.02	-0.03	-0.03	-0.02	0.00	-0.04	-0.02
233		13,750.00	[GJ per Annum]	-0.02	-0.03	-0.02	-0.03	-0.03	-0.02	0.00	-0.04	-0.02
234		14,000.00	[GJ per Annum]	-0.02	-0.03	-0.02	-0.03	-0.03	-0.02	0.00	-0.04	-0.02
235		14,250.00	[GJ per Annum]	-0.02	-0.03	-0.02	-0.03	-0.03	-0.02	0.00	-0.04	-0.02
236		14,500.00	[GJ per Annum]	-0.02	-0.03	-0.02	-0.03	-0.03	-0.02	0.00	-0.04	-0.02
237		14,750.00	[GJ per Annum]	-0.02	-0.03	-0.02	-0.03	-0.03	-0.02	0.00	-0.04	-0.02
238		15,000.00	[GJ per Annum]	-0.02	-0.03	-0.02	-0.03	-0.03	-0.02	0.00	-0.04	-0.02
239		15,250.00	[GJ per Annum]	-0.02	-0.03	-0.02	-0.03	-0.03	-0.02	0.00	-0.04	-0.02
240		15,500.00	[GJ per Annum]	-0.02	-0.03	-0.02	-0.03	-0.03	-0.02	0.00	-0.04	-0.02
241		15,750.00	[GJ per Annum]	-0.02	-0.03	-0.02	-0.03	-0.03	-0.02	0.00	-0.04	-0.02
242		16,000.00	[GJ per Annum]	-0.02	-0.03	-0.02	-0.03	-0.03	-0.02	0.00	-0.04	-0.02
243		16,250.00	[GJ per Annum]	-0.02	-0.03	-0.02	-0.03	-0.03	-0.02	0.00	-0.04	-0.02
244		16,500.00	[GJ per Annum]	-0.02	-0.03	-0.02	-0.03	-0.03	-0.02	0.00	-0.04	-0.02
245		16,750.00	[GJ per Annum]	-0.02	-0.03	-0.02	-0.03	-0.03	-0.02	0.00	-0.04	-0.02
246		17,000.00	[GJ per Annum]	-0.02	-0.03	-0.02	-0.03	-0.03	-0.02	0.00	-0.04	-0.02
247		17,250.00	[GJ per Annum]	-0.02	-0.03	-0.02	-0.03	-0.03	-0.02	0.00	-0.04	-0.02
248		17,500.00	[GJ per Annum]	-0.02	-0.03	-0.02	-0.03	-0.03	-0.02	0.00	-0.04	-0.02
249		17,750.00	[GJ per Annum]	-0.02	-0.03	-0.02	-0.03	-0.03	-0.02	0.00	-0.04	-0.02
250		18,000.00	[GJ per Annum]	-0.02	-0.03	-0.02	-0.03	-0.03	-0.02	0.00	-0.04	-0.02
251		18,250.00	[GJ per Annum]	-0.02	-0.03	-0.02	-0.03	-0.03	-0.02	0.00	-0.04	-0.02
252		18,500.00	[GJ per Annum]	-0.02	-0.03	-0.02	-0.03	-0.03	-0.02	0.00	-0.04	-0.02
253		18,750.00	[GJ per Annum]	-0.02	-0.03	-0.02	-0.03	-0.03	-0.02	0.00	-0.04	-0.02
254		19,000.00	[GJ per Annum]	-0.02	-0.03	-0.02	-0.03	-0.03	-0.02	0.00	-0.04	-0.02
255		19,250.00	[GJ per Annum]	-0.02	-0.03	-0.02	-0.03	-0.03	-0.02	0.00	-0.04	-0.02
256		19,500.00	[GJ per Annum]	-0.02	-0.03	-0.02	-0.03	-0.03	-0.02	0.00	-0.04	-0.02
257		19,750.00	[GJ per Annum]	-0.02	-0.03	-0.02	-0.03	-0.03	-0.02	0.00	-0.04	-0.02
258		19,445.23	[GJ per Annum]	-0.02	-0.03	-0.02	-0.03	-0.03	-0.02	0.00	-0.04	-0.02
259		20,250.00	[GJ per Annum]	-0.02	-0.03	-0.02	-0.03	-0.03	-0.02	0.00	-0.04	-0.02
260		20,500.00	[GJ per Annum]	-0.02	-0.03	-0.02	-0.03	-0.03	-0.02	0.00	-0.04	-0.02
261		20,750.00	[GJ per Annum]	-0.02	-0.03	-0.02	-0.03	-0.03	-0.02	0.00	-0.04	-0.02
262		21,000.00	[GJ per Annum]	-0.02	-0.03	-0.02	-0.03	-0.03	-0.02	0.00	-0.04	-0.02
263		21,250.00	[GJ per Annum]	-0.02	-0.03	-0.02	-0.03	-0.03	-0.02	0.00	-0.04	-0.02
264		21,500.00	[GJ per Annum]	-0.02	-0.03	-0.02	-0.03	-0.03	-0.02	0.00	-0.04	-0.02
265		21,750.00	[GJ per Annum]	-0.02	-0.03	-0.02	-0.03	-0.03	-0.02	0.00	-0.04	-0.02
266		22,000.00	[GJ per Annum]	-0.02	-0.03	-0.02	-0.03	-0.03	-0.02	0.00	-0.04	-0.02

-0.02	-0.01	-0.01	0.10	0.03	0.03	-0.07	-	-
-0.02	-0.01	-0.01	0.10	0.03	0.03	-0.07	-	-
-0.02	-0.01	-0.01	0.10	0.03	0.03	-0.07	-	-
-0.02	-0.01	-0.01	0.10	0.03	0.03	-0.07	-	-
-0.02	-0.01	-0.01	0.10	0.03	0.03	-0.07	-	-
-0.02	-0.01	-0.01	0.10	0.03	0.03	-0.07	-	-
-0.02	-0.01	-0.01	0.10	0.03	0.03	-0.07	-	-
-0.02	-0.01	-0.01	0.10	0.03	0.03	-0.07	-	-
-0.02	-0.01	-0.01	0.11	0.03	0.03	-0.07	-	-
-0.02	-0.01	-0.01	0.11	0.03	0.03	-0.07	-	-
-0.02	-0.01	-0.01	0.11	0.03	0.03	-0.07	-	-
-0.02	-0.01	-0.01	0.11	0.03	0.03	-0.07	-	-
-0.02	-0.01	-0.01	0.11	0.03	0.03	-0.07	-	-
-0.02	-0.01	-0.01	0.11	0.03	0.03	-0.07	-	-
-0.02	-0.01	-0.01	0.11	0.03	0.03	-0.07	-	-
-0.02	-0.01	-0.01	0.11	0.03	0.03	-0.07	-	-
-0.02	-0.01	-0.01	0.11	0.03	0.03	-0.07	-	-
-0.02	-0.01	-0.01	0.11	0.03	0.03	-0.07	-	-
-0.02	-0.01	-0.01	0.11	0.03	0.03	-0.07	-	-
-0.02	-0.01	-0.01	0.11	0.03	0.03	-0.07	-	-
-0.02	-0.01	-0.01	0.11	0.03	0.03	-0.07	-	-
-0.02	-0.01	-0.01	0.11	0.03	0.03	-0.07	-	-
-0.02	-0.01	-0.01	0.11	0.03	0.03	-0.07	-	-
-0.02	-0.01	-0.01	0.11	0.03	0.03	-0.07	-	-
-0.02	-0.01	-0.01	0.11	0.03	0.03	-0.07	-	-
-0.02	-0.01	-0.01	0.11	0.03	0.03	-0.07	-	-
-0.02	-0.01	-0.01	0.11	0.03	0.03	-0.07	-	-
-0.02	-0.01	-0.01	0.11	0.03	0.03	-0.07	-	-
-0.02	-0.01	-0.01	0.11	0.03	0.03	-0.07	-	-
-0.02	-0.01	-0.01	0.11	0.03	0.03	-0.06	-	-
-0.02	-0.01	-0.01	0.11	0.03	0.03	-0.07	-	-
-0.02	-0.01	-0.01	0.11	0.03	0.03	-0.06	-	-
-0.02	-0.01	-0.01	0.11	0.03	0.03	-0.06	-	-
-0.02	-0.01	-0.01	0.11	0.03	0.03	-0.06	-	-
-0.02	-0.01	-0.01	0.11	0.03	0.03	-0.06	-	-
-0.02	-0.01	-0.01	0.11	0.03	0.03	-0.06	-	-
-0.02	-0.01	-0.01	0.11	0.03	0.03	-0.06	-	-
-0.02	-0.01	-0.01	0.11	0.03	0.03	-0.06	-	-

267	22,250.00	[GJ per Annum]	-0.02	-0.03	-0.02	-0.03	-0.03	-0.02	0.00	-0.04	-0.02
268	22,500.00	[GJ per Annum]	-0.02	-0.03	-0.02	-0.03	-0.03	-0.02	0.00	-0.04	-0.02
269	22,750.00	[GJ per Annum]	-0.02	-0.03	-0.02	-0.03	-0.03	-0.02	0.00	-0.04	-0.02
270	23,000.00	[GJ per Annum]	-0.02	-0.03	-0.02	-0.03	-0.03	-0.02	0.00	-0.04	-0.02
271	23,250.00	[GJ per Annum]	-0.02	-0.03	-0.02	-0.03	-0.03	-0.02	0.00	-0.04	-0.02
272	23,500.00	[GJ per Annum]	-0.02	-0.03	-0.02	-0.03	-0.03	-0.02	0.00	-0.04	-0.02
273	23,750.00	[GJ per Annum]	-0.02	-0.03	-0.02	-0.03	-0.03	-0.02	0.00	-0.04	-0.02
274	24,000.00	[GJ per Annum]	-0.02	-0.03	-0.02	-0.03	-0.03	-0.02	0.00	-0.04	-0.02
275	24,250.00	[GJ per Annum]	-0.02	-0.03	-0.02	-0.03	-0.03	-0.02	0.00	-0.04	-0.02
276	24,500.00	[GJ per Annum]	-0.02	-0.03	-0.02	-0.03	-0.03	-0.02	0.00	-0.04	-0.02
277	24,750.00	[GJ per Annum]	-0.02	-0.03	-0.02	-0.03	-0.03	-0.02	0.00	-0.04	-0.02
278	25,000.00	[GJ per Annum]	-0.02	-0.03	-0.02	-0.03	-0.03	-0.02	0.00	-0.04	-0.02
279	25,250.00	[GJ per Annum]	-0.02	-0.03	-0.02	-0.03	-0.03	-0.02	0.00	-0.04	-0.02
280	25,500.00	[GJ per Annum]	-0.02	-0.03	-0.02	-0.03	-0.03	-0.02	0.00	-0.04	-0.02
281	25,750.00	[GJ per Annum]	-0.02	-0.03	-0.02	-0.03	-0.03	-0.02	0.00	-0.04	-0.02
282	26,000.00	[GJ per Annum]	-0.02	-0.03	-0.02	-0.03	-0.03	-0.02	0.00	-0.04	-0.02
283	26,250.00	[GJ per Annum]	-0.02	-0.03	-0.02	-0.03	-0.03	-0.02	0.00	-0.04	-0.02
284	26,500.00	[GJ per Annum]	-0.02	-0.03	-0.02	-0.03	-0.03	-0.02	0.00	-0.04	-0.02
285	26,750.00	[GJ per Annum]	-0.02	-0.03	-0.02	-0.03	-0.03	-0.02	0.00	-0.04	-0.02
286	27,000.00	[GJ per Annum]	-0.02	-0.03	-0.02	-0.03	-0.03	-0.02	0.00	-0.04	-0.02
287	27,250.00	[GJ per Annum]	-0.02	-0.03	-0.02	-0.03	-0.03	-0.02	0.00	-0.04	-0.02
288	27,500.00	[GJ per Annum]	-0.02	-0.03	-0.02	-0.03	-0.03	-0.02	0.00	-0.04	-0.02
289	27,750.00	[GJ per Annum]	-0.02	-0.03	-0.02	-0.03	-0.03	-0.02	0.00	-0.04	-0.02
290	28,000.00	[GJ per Annum]	-0.02	-0.03	-0.02	-0.03	-0.03	-0.02	0.00	-0.04	-0.02
291	28,250.00	[GJ per Annum]	-0.02	-0.03	-0.02	-0.03	-0.03	-0.02	0.00	-0.04	-0.02
292	28,500.00	[GJ per Annum]	-0.02	-0.03	-0.02	-0.03	-0.03	-0.02	0.00	-0.04	-0.02
293	28,750.00	[GJ per Annum]	-0.02	-0.03	-0.02	-0.03	-0.03	-0.02	0.00	-0.04	-0.02
294	29,000.00	[GJ per Annum]	-0.02	-0.03	-0.02	-0.03	-0.03	-0.02	0.00	-0.04	-0.02
295	29,250.00	[GJ per Annum]	-0.02	-0.03	-0.02	-0.03	-0.03	-0.02	0.00	-0.04	-0.02
296	29,500.00	[GJ per Annum]	-0.02	-0.03	-0.02	-0.03	-0.03	-0.02	0.00	-0.04	-0.02
297	29,750.00	[GJ per Annum]	-0.02	-0.03	-0.02	-0.03	-0.03	-0.02	0.00	-0.04	-0.02
298	30,000.00	[GJ per Annum]	-0.02	-0.03	-0.02	-0.03	-0.03	-0.02	0.00	-0.04	-0.02
299	30,250.00	[GJ per Annum]	-0.02	-0.03	-0.02	-0.03	-0.03	-0.02	0.00	-0.04	-0.02
300	30,500.00	[GJ per Annum]	-0.02	-0.03	-0.02	-0.03	-0.03	-0.02	0.00	-0.04	-0.02
301	30,750.00	[GJ per Annum]	-0.02	-0.03	-0.02	-0.03	-0.03	-0.02	0.00	-0.04	-0.02
302	31,000.00	[GJ per Annum]	-0.02	-0.03	-0.02	-0.03	-0.03	-0.02	0.00	-0.04	-0.02
303	31,250.00	[GJ per Annum]	-0.02	-0.03	-0.02	-0.03	-0.03	-0.02	0.00	-0.04	-0.02
304	31,500.00	[GJ per Annum]	-0.02	-0.03	-0.02	-0.03	-0.03	-0.02	0.00	-0.04	-0.02
305	31,750.00	[GJ per Annum]	-0.02	-0.03	-0.02	-0.03	-0.03	-0.02	0.00	-0.04	-0.02
306	32,000.00	[GJ per Annum]	-0.02	-0.03	-0.02	-0.03	-0.03	-0.02	0.00	-0.04	-0.02
307	32,250.00	[GJ per Annum]	-0.02	-0.03	-0.02	-0.03	-0.03	-0.02	0.00	-0.04	-0.02
308	32,500.00	[GJ per Annum]	-0.02	-0.03	-0.02	-0.03	-0.03	-0.02	0.00	-0.04	-0.02
309	32,750.00	[GJ per Annum]	-0.02	-0.03	-0.02	-0.03	-0.03	-0.02	0.00	-0.04	-0.02
310	33,000.00	[GJ per Annum]	-0.02	-0.03	-0.02	-0.03	-0.03	-0.02	0.00	-0.04	-0.02
311	33,250.00	[GJ per Annum]	-0.02	-0.03	-0.02	-0.03	-0.03	-0.02	0.00	-0.04	-0.02
312	33,500.00	[GJ per Annum]	-0.02	-0.03	-0.02	-0.03	-0.03	-0.02	0.00	-0.04	-0.02
313	33,750.00	[GJ per Annum]	-0.02	-0.03	-0.02	-0.03	-0.03	-0.02	0.00	-0.04	-0.02
314	34,000.00	[GJ per Annum]	-0.02	-0.03	-0.02	-0.03	-0.03	-0.02	0.00	-0.04	-0.02
315	34,250.00	[GJ per Annum]	-0.02	-0.03	-0.02	-0.03	-0.03	-0.02	0.00	-0.04	-0.02
316	34,500.00	[GJ per Annum]	-0.02	-0.03	-0.02	-0.03	-0.03	-0.02	0.00	-0.04	-0.02
317	34,750.00	[GJ per Annum]	-0.02	-0.03	-0.02	-0.03	-0.03	-0.02	0.00	-0.04	-0.02

-0.02	-0.01	-0.01	0.11	0.03	0.03	-0.06	-	-
-0.02	-0.01	-0.01	0.11	0.03	0.03	-0.06	-	-
-0.02	-0.01	-0.01	0.11	0.03	0.03	-0.06	-	-
-0.02	-0.01	-0.01	0.11	0.03	0.03	-0.06	-	-
-0.02	-0.01	-0.01	0.11	0.03	0.03	-0.06	-	-
-0.02	-0.01	-0.01	0.12	0.03	0.03	-0.06	-	-
-0.02	-0.01	-0.01	0.12	0.03	0.03	-0.06	-	-
-0.02	-0.01	-0.01	0.12	0.03	0.03	-0.06	-	-
-0.02	-0.01	-0.01	0.12	0.03	0.03	-0.06	-	-
-0.02	-0.01	-0.01	0.12	0.03	0.03	-0.06	-	-
-0.02	-0.01	-0.01	0.12	0.03	0.03	-0.06	-	-
-0.02	-0.01	-0.01	0.12	0.03	0.03	-0.06	-	-
-0.02	-0.01	-0.01	0.12	0.03	0.03	-0.06	-	-
-0.02	-0.01	-0.01	0.12	0.03	0.03	-0.06	-	-
-0.02	-0.01	-0.01	0.12	0.03	0.03	-0.06	-	-
-0.02	-0.01	-0.01	0.12	0.03	0.03	-0.06	-	-
-0.02	-0.01	-0.01	0.12	0.03	0.03	-0.06	-	-
-0.02	-0.01	-0.01	0.12	0.03	0.03	-0.06	-	-
-0.02	-0.01	-0.01	0.12	0.03	0.03	-0.06	-	-
-0.02	-0.01	-0.01	0.12	0.03	0.03	-0.06	-	-
-0.02	-0.01	-0.01	0.12	0.03	0.03	-0.06	-	-
-0.02	-0.01	-0.01	0.12	0.03	0.03	-0.06	-	-
-0.02	-0.01	-0.01	0.12	0.03	0.03	-0.06	-	-
-0.02	-0.01	-0.01	0.12	0.03	0.03	-0.06	-	-
-0.02	-0.01	-0.01	0.12	0.03	0.03	-0.06	-	-
-0.02	-0.01	-0.01	0.12	0.03	0.03	-0.06	-	-
-0.02	-0.01	-0.01	0.12	0.03	0.03	-0.06	-	-
-0.02	-0.01	-0.01	0.12	0.03	0.03	-0.06	-	-
-0.02	-0.01	-0.01	0.12	0.03	0.03	-0.06	-	-
-0.02	-0.01	-0.01	0.12	0.03	0.03	-0.06	-	-
-0.02	-0.01	-0.01	0.12	0.03	0.03	-0.06	-	-
-0.02	-0.01	-0.01	0.12	0.03	0.03	-0.06	-	-
-0.02	-0.01	-0.01	0.12	0.03	0.03	-0.06	-	-
-0.02	-0.01	-0.01	0.12	0.03	0.03	-0.06	-	-
-0.02	-0.01	-0.01	0.12	0.03	0.03	-0.06	-	-
-0.02	-0.01	-0.01	0.12	0.03	0.03	-0.06	-	-
-0.02	-0.01	-0.01	0.12	0.03	0.03	-0.06	-	-
-0.02	-0.01	-0.01	0.12	0.03	0.03	-0.06	-	-
-0.02	-0.01	-0.01	0.12	0.03	0.03	-0.06	-	-
-0.02	-0.01	-0.01	0.12	0.03	0.03	-0.06	-	-
-0.02	-0.01	-0.01	0.12	0.03	0.03	-0.06	-	-
-0.02	-0.01	-0.01	0.12	0.03	0.03	-0.06	-	-
-0.02	-0.01	-0.01	0.12	0.03	0.03	-0.06	-	-
-0.02	-0.01	-0.01	0.12	0.03	0.03	-0.06	-	-
-0.02	-0.01	-0.01	0.12	0.03	0.03	-0.06	-	-
-0.02	-0.01	-0.01	0.12	0.03	0.03	-0.06	-	-
-0.02	-0.01	-0.01	0.12	0.03	0.03	-0.06	-	-
-0.02	-0.01	-0.01	0.12	0.03	0.03	-0.06	-	-
-0.02	-0.01	-0.01	0.12	0.03	0.03	-0.06	-	-
-0.02	-0.01	-0.01	0.12	0.03	0.03	-0.06	-	-
-0.02	-0.01	-0.01	0.12	0.03	0.03	-0.06	-	-

318	Payment per GJ Annum											
319		10,000.00	[GJ per Annum]	5.83	5.70	5.53	5.44	5.30	5.15	5.04	5.06	4.88	4.80
320		10,250.00	[GJ per Annum]	5.73	5.60	5.43	5.34	5.21	5.05	4.95	4.97	4.79	4.71
321		10,500.00	[GJ per Annum]	5.62	5.50	5.34	5.25	5.11	4.96	4.86	4.88	4.70	4.63
322		10,750.00	[GJ per Annum]	5.53	5.40	5.25	5.16	5.03	4.88	4.77	4.79	4.62	4.55
323		11,000.00	[GJ per Annum]	5.44	5.31	5.16	5.07	4.94	4.80	4.69	4.71	4.55	4.47
324		11,250.00	[GJ per Annum]	5.35	5.23	5.08	4.99	4.86	4.72	4.62	4.64	4.47	4.40
325		11,500.00	[GJ per Annum]	5.26	5.15	5.00	4.91	4.79	4.65	4.55	4.57	4.40	4.33
326		11,750.00	[GJ per Annum]	5.18	5.07	4.92	4.83	4.71	4.58	4.48	4.50	4.34	4.27
327		12,000.00	[GJ per Annum]	5.11	4.99	4.85	4.76	4.64	4.51	4.41	4.43	4.27	4.20
328		12,250.00	[GJ per Annum]	5.03	4.92	4.78	4.69	4.58	4.44	4.35	4.36	4.21	4.14
329		12,500.00	[GJ per Annum]	4.96	4.85	4.71	4.63	4.51	4.38	4.28	4.30	4.15	4.08
330		12,750.00	[GJ per Annum]	4.89	4.78	4.64	4.56	4.45	4.32	4.23	4.24	4.09	4.03
331		13,000.00	[GJ per Annum]	4.83	4.72	4.58	4.50	4.39	4.26	4.17	4.19	4.04	3.97
332		13,250.00	[GJ per Annum]	4.76	4.66	4.52	4.44	4.33	4.21	4.11	4.13	3.98	3.92
333		13,500.00	[GJ per Annum]	4.70	4.60	4.46	4.39	4.28	4.15	4.06	4.08	3.93	3.87
334		13,750.00	[GJ per Annum]	4.64	4.54	4.41	4.33	4.22	4.10	4.01	4.03	3.88	3.82
335		14,000.00	[GJ per Annum]	4.59	4.49	4.35	4.28	4.17	4.05	3.96	3.98	3.84	3.77
336		14,250.00	[GJ per Annum]	4.53	4.43	4.30	4.23	4.12	4.00	3.91	3.93	3.79	3.73
337		14,500.00	[GJ per Annum]	4.48	4.38	4.25	4.18	4.07	3.96	3.87	3.89	3.75	3.69
338		14,750.00	[GJ per Annum]	4.43	4.33	4.20	4.13	4.03	3.91	3.83	3.84	3.71	3.64
339		15,000.00	[GJ per Annum]	4.38	4.28	4.16	4.09	3.98	3.87	3.78	3.80	3.66	3.60
340		15,250.00	[GJ per Annum]	4.33	4.24	4.11	4.04	3.94	3.83	3.74	3.76	3.62	3.56
341		15,500.00	[GJ per Annum]	4.29	4.19	4.07	4.00	3.90	3.79	3.70	3.72	3.59	3.53
342		15,750.00	[GJ per Annum]	4.24	4.15	4.03	3.96	3.86	3.75	3.66	3.68	3.55	3.49
343		16,000.00	[GJ per Annum]	4.20	4.11	3.98	3.92	3.82	3.71	3.63	3.64	3.51	3.45
344		16,250.00	[GJ per Annum]	4.16	4.06	3.95	3.88	3.78	3.67	3.59	3.61	3.48	3.42
345		16,500.00	[GJ per Annum]	4.12	4.02	3.91	3.84	3.74	3.64	3.56	3.57	3.44	3.39
346		16,750.00	[GJ per Annum]	4.08	3.99	3.87	3.80	3.71	3.60	3.52	3.54	3.41	3.35
347		17,000.00	[GJ per Annum]	4.04	3.95	3.83	3.77	3.67	3.57	3.49	3.50	3.38	3.32
348		17,250.00	[GJ per Annum]	4.00	3.91	3.80	3.73	3.64	3.53	3.46	3.47	3.35	3.29
349		17,500.00	[GJ per Annum]	3.97	3.88	3.76	3.70	3.61	3.50	3.42	3.44	3.32	3.26
350		17,750.00	[GJ per Annum]	3.93	3.84	3.73	3.67	3.57	3.47	3.39	3.41	3.29	3.23
351		18,000.00	[GJ per Annum]	3.90	3.81	3.70	3.64	3.54	3.44	3.37	3.38	3.26	3.20
352		18,250.00	[GJ per Annum]	3.86	3.78	3.67	3.60	3.51	3.41	3.34	3.35	3.23	3.18
353		18,500.00	[GJ per Annum]	3.83	3.75	3.64	3.57	3.48	3.38	3.31	3.32	3.20	3.15
354		18,750.00	[GJ per Annum]	3.80	3.72	3.61	3.55	3.46	3.36	3.28	3.30	3.18	3.12
355		19,000.00	[GJ per Annum]	3.77	3.69	3.58	3.52	3.43	3.33	3.26	3.27	3.15	3.10
356		19,250.00	[GJ per Annum]	3.74	3.66	3.55	3.49	3.40	3.30	3.23	3.24	3.13	3.08
357		19,500.00	[GJ per Annum]	3.71	3.63	3.52	3.46	3.37	3.28	3.20	3.22	3.10	3.05
358		19,750.00	[GJ per Annum]	3.68	3.60	3.49	3.44	3.35	3.25	3.18	3.19	3.08	3.03
359		19,445.23	[GJ per Annum]	3.72	3.63	3.53	3.47	3.38	3.28	3.21	3.22	3.11	3.06
360		20,250.00	[GJ per Annum]	3.63	3.55	3.44	3.39	3.30	3.20	3.13	3.15	3.03	2.98
361		20,500.00	[GJ per Annum]	3.60	3.52	3.42	3.36	3.28	3.18	3.11	3.12	3.01	2.96
362		20,750.00	[GJ per Annum]	3.58	3.50	3.39	3.34	3.25	3.16	3.09	3.10	2.99	2.94
363		21,000.00	[GJ per Annum]	3.55	3.47	3.37	3.31	3.23	3.14	3.07	3.08	2.97	2.92
364		21,250.00	[GJ per Annum]	3.53	3.45	3.35	3.29	3.21	3.12	3.05	3.06	2.95	2.90
365		21,500.00	[GJ per Annum]	3.50	3.43	3.32	3.27	3.19	3.09	3.02	3.04	2.93	2.88
366		21,750.00	[GJ per Annum]	3.48	3.40	3.30	3.25	3.16	3.07	3.00	3.02	2.91	2.86
367		22,000.00	[GJ per Annum]	3.46	3.38	3.28	3.23	3.14	3.05	2.99	3.00	2.89	2.84

4.73	4.68	4.62	5.09	5.25	5.41	4.28	4.28	4.28
4.64	4.59	4.53	5.00	5.15	5.31	4.20	4.20	4.20
4.56	4.51	4.45	4.91	5.06	5.22	4.13	4.13	4.13
4.48	4.43	4.38	4.83	4.98	5.13	4.06	4.06	4.06
4.41	4.36	4.30	4.75	4.90	5.05	3.99	3.99	3.99
4.34	4.29	4.23	4.67	4.82	4.97	3.93	3.93	3.93
4.27	4.22	4.17	4.60	4.74	4.89	3.87	3.87	3.87
4.20	4.16	4.10	4.53	4.67	4.81	3.81	3.81	3.81
4.14	4.09	4.04	4.47	4.60	4.74	3.75	3.75	3.75
4.08	4.03	3.98	4.40	4.54	4.68	3.70	3.70	3.70
4.02	3.98	3.93	4.34	4.47	4.61	3.65	3.65	3.65
3.97	3.92	3.87	4.28	4.41	4.55	3.60	3.60	3.60
3.91	3.87	3.82	4.23	4.36	4.49	3.55	3.55	3.55
3.86	3.82	3.77	4.17	4.30	4.43	3.51	3.51	3.51
3.81	3.77	3.72	4.12	4.25	4.37	3.46	3.46	3.46
3.76	3.72	3.68	4.07	4.19	4.32	3.42	3.42	3.42
3.72	3.68	3.63	4.02	4.14	4.27	3.38	3.38	3.38
3.67	3.63	3.59	3.97	4.09	4.22	3.34	3.34	3.34
3.63	3.59	3.55	3.93	4.05	4.17	3.30	3.30	3.30
3.59	3.55	3.50	3.88	4.00	4.12	3.26	3.26	3.26
3.55	3.51	3.47	3.84	3.96	4.08	3.23	3.23	3.23
3.51	3.47	3.43	3.80	3.92	4.04	3.19	3.19	3.19
3.47	3.44	3.39	3.76	3.88	3.99	3.16	3.16	3.16
3.44	3.40	3.36	3.72	3.84	3.95	3.13	3.13	3.13
3.40	3.36	3.32	3.68	3.80	3.91	3.10	3.10	3.10
3.37	3.33	3.29	3.65	3.76	3.87	3.07	3.07	3.07
3.33	3.30	3.26	3.61	3.72	3.84	3.04	3.04	3.04
3.30	3.27	3.23	3.58	3.69	3.80	3.01	3.01	3.01
3.27	3.24	3.19	3.55	3.66	3.77	2.98	2.98	2.98
3.24	3.21	3.17	3.51	3.62	3.73	2.95	2.95	2.95
3.21	3.18	3.14	3.48	3.59	3.70	2.93	2.93	2.93
3.18	3.15	3.11	3.45	3.56	3.67	2.90	2.90	2.90
3.16	3.12	3.08	3.42	3.53	3.64	2.88	2.88	2.88
3.13	3.10	3.06	3.40	3.50	3.61	2.85	2.85	2.85
3.10	3.07	3.03	3.37	3.47	3.58	2.83	2.83	2.83
3.08	3.04	3.01	3.34	3.44	3.55	2.81	2.81	2.81
3.05	3.02	2.98	3.31	3.42	3.52	2.79	2.79	2.79
3.03	3.00	2.96	3.29	3.39	3.49	2.76	2.76	2.76
3.01	2.97	2.93	3.26	3.36	3.47	2.74	2.74	2.74
2.98	2.95	2.91	3.24	3.34	3.44	2.72	2.72	2.72
3.01	2.98	2.94	3.27	3.37	3.47	2.75	2.75	2.75
2.94	2.91	2.87	3.19	3.29	3.39	2.68	2.68	2.68
2.92	2.88	2.85	3.17	3.27	3.37	2.66	2.66	2.66
2.90	2.86	2.83	3.15	3.24	3.34	2.65	2.65	2.65
2.88	2.84	2.81	3.13	3.22	3.32	2.63	2.63	2.63
2.86	2.82	2.79	3.11	3.20	3.30	2.61	2.61	2.61
2.84	2.81	2.77	3.08	3.18	3.28	2.59	2.59	2.59
2.82	2.79	2.75	3.06	3.16	3.25	2.58	2.58	2.58
2.80	2.77	2.73	3.04	3.14	3.23	2.56	2.56	2.56

368	22,250.00	[GJ per Annum]	3.44	3.36	3.26	3.20	3.12	3.03	2.97	2.98	2.87	2.82
369	22,500.00	[GJ per Annum]	3.41	3.34	3.24	3.18	3.10	3.02	2.95	2.96	2.85	2.81
370	22,750.00	[GJ per Annum]	3.39	3.32	3.22	3.16	3.08	3.00	2.93	2.94	2.84	2.79
371	23,000.00	[GJ per Annum]	3.37	3.30	3.20	3.15	3.07	2.98	2.91	2.92	2.82	2.77
372	23,250.00	[GJ per Annum]	3.35	3.28	3.18	3.13	3.05	2.96	2.89	2.91	2.80	2.75
373	23,500.00	[GJ per Annum]	3.33	3.26	3.16	3.11	3.03	2.94	2.88	2.89	2.79	2.74
374	23,750.00	[GJ per Annum]	3.31	3.24	3.14	3.09	3.01	2.93	2.86	2.87	2.77	2.72
375	24,000.00	[GJ per Annum]	3.29	3.22	3.12	3.07	2.99	2.91	2.84	2.85	2.75	2.71
376	24,250.00	[GJ per Annum]	3.27	3.20	3.11	3.05	2.98	2.89	2.83	2.84	2.74	2.69
377	24,500.00	[GJ per Annum]	3.26	3.18	3.09	3.04	2.96	2.88	2.81	2.82	2.72	2.68
378	24,750.00	[GJ per Annum]	3.24	3.17	3.07	3.02	2.94	2.86	2.80	2.81	2.71	2.66
379	25,000.00	[GJ per Annum]	3.22	3.15	3.06	3.00	2.93	2.84	2.78	2.79	2.69	2.65
380	25,250.00	[GJ per Annum]	3.20	3.13	3.04	2.99	2.91	2.83	2.77	2.78	2.68	2.63
381	25,500.00	[GJ per Annum]	3.19	3.11	3.02	2.97	2.90	2.81	2.75	2.76	2.66	2.62
382	25,750.00	[GJ per Annum]	3.17	3.10	3.01	2.96	2.88	2.80	2.74	2.75	2.65	2.60
383	26,000.00	[GJ per Annum]	3.15	3.08	2.99	2.94	2.87	2.79	2.72	2.73	2.64	2.59
384	26,250.00	[GJ per Annum]	3.14	3.07	2.98	2.93	2.85	2.77	2.71	2.72	2.62	2.58
385	26,500.00	[GJ per Annum]	3.12	3.05	2.96	2.91	2.84	2.76	2.69	2.71	2.61	2.56
386	26,750.00	[GJ per Annum]	3.11	3.04	2.95	2.90	2.82	2.74	2.68	2.69	2.60	2.55
387	27,000.00	[GJ per Annum]	3.09	3.02	2.93	2.88	2.81	2.73	2.67	2.68	2.58	2.54
388	27,250.00	[GJ per Annum]	3.08	3.01	2.92	2.87	2.80	2.72	2.66	2.67	2.57	2.53
389	27,500.00	[GJ per Annum]	3.06	2.99	2.91	2.86	2.78	2.71	2.64	2.65	2.56	2.52
390	27,750.00	[GJ per Annum]	3.05	2.98	2.89	2.84	2.77	2.69	2.63	2.64	2.55	2.50
391	28,000.00	[GJ per Annum]	3.03	2.97	2.88	2.83	2.76	2.68	2.62	2.63	2.54	2.49
392	28,250.00	[GJ per Annum]	3.02	2.95	2.87	2.82	2.75	2.67	2.61	2.62	2.53	2.48
393	28,500.00	[GJ per Annum]	3.01	2.94	2.85	2.80	2.73	2.66	2.60	2.61	2.51	2.47
394	28,750.00	[GJ per Annum]	2.99	2.93	2.84	2.79	2.72	2.64	2.58	2.59	2.50	2.46
395	29,000.00	[GJ per Annum]	2.98	2.91	2.83	2.78	2.71	2.63	2.57	2.58	2.49	2.45
396	29,250.00	[GJ per Annum]	2.97	2.90	2.82	2.77	2.70	2.62	2.56	2.57	2.48	2.44
397	29,500.00	[GJ per Annum]	2.95	2.89	2.80	2.76	2.69	2.61	2.55	2.56	2.47	2.43
398	29,750.00	[GJ per Annum]	2.94	2.88	2.79	2.75	2.68	2.60	2.54	2.55	2.46	2.42
399	30,000.00	[GJ per Annum]	2.93	2.86	2.78	2.73	2.66	2.59	2.53	2.54	2.45	2.41
400	30,250.00	[GJ per Annum]	2.92	2.85	2.77	2.72	2.65	2.58	2.52	2.53	2.44	2.40
401	30,500.00	[GJ per Annum]	2.91	2.84	2.76	2.71	2.64	2.57	2.51	2.52	2.43	2.39
402	30,750.00	[GJ per Annum]	2.89	2.83	2.75	2.70	2.63	2.56	2.50	2.51	2.42	2.38
403	31,000.00	[GJ per Annum]	2.88	2.82	2.74	2.69	2.62	2.55	2.49	2.50	2.41	2.37
404	31,250.00	[GJ per Annum]	2.87	2.81	2.72	2.68	2.61	2.54	2.48	2.49	2.40	2.36
405	31,500.00	[GJ per Annum]	2.86	2.80	2.71	2.67	2.60	2.53	2.47	2.48	2.39	2.35
406	31,750.00	[GJ per Annum]	2.85	2.79	2.70	2.66	2.59	2.52	2.46	2.47	2.38	2.34
407	32,000.00	[GJ per Annum]	2.84	2.78	2.69	2.65	2.58	2.51	2.45	2.46	2.37	2.33
408	32,250.00	[GJ per Annum]	2.83	2.77	2.68	2.64	2.57	2.50	2.44	2.45	2.37	2.32
409	32,500.00	[GJ per Annum]	2.82	2.75	2.67	2.63	2.56	2.49	2.43	2.44	2.36	2.31
410	32,750.00	[GJ per Annum]	2.81	2.74	2.66	2.62	2.55	2.48	2.42	2.43	2.35	2.31
411	33,000.00	[GJ per Annum]	2.80	2.74	2.65	2.61	2.54	2.47	2.42	2.43	2.34	2.30
412	33,250.00	[GJ per Annum]	2.79	2.73	2.65	2.60	2.54	2.46	2.41	2.42	2.33	2.29
413	33,500.00	[GJ per Annum]	2.78	2.72	2.64	2.59	2.53	2.46	2.40	2.41	2.32	2.28
414	33,750.00	[GJ per Annum]	2.77	2.71	2.63	2.58	2.52	2.45	2.39	2.40	2.31	2.27
415	34,000.00	[GJ per Annum]	2.76	2.70	2.62	2.57	2.51	2.44	2.38	2.39	2.31	2.27
416	34,250.00	[GJ per Annum]	2.75	2.69	2.61	2.57	2.50	2.43	2.37	2.38	2.30	2.26
417	34,500.00	[GJ per Annum]	2.74	2.68	2.60	2.56	2.49	2.42	2.37	2.38	2.29	2.25
418	34,750.00	[GJ per Annum]	2.73	2.67	2.59	2.55	2.48	2.41	2.36	2.37	2.28	2.24

2.78	2.75	2.72	3.03	3.12	3.21	2.54	2.54	2.54
2.76	2.73	2.70	3.01	3.10	3.19	2.53	2.53	2.53
2.75	2.72	2.68	2.99	3.08	3.17	2.51	2.51	2.51
2.73	2.70	2.67	2.97	3.06	3.15	2.50	2.50	2.50
2.71	2.68	2.65	2.95	3.04	3.14	2.48	2.48	2.48
2.70	2.67	2.63	2.94	3.03	3.12	2.47	2.47	2.47
2.68	2.65	2.62	2.92	3.01	3.10	2.45	2.45	2.45
2.67	2.64	2.60	2.90	2.99	3.08	2.44	2.44	2.44
2.65	2.62	2.59	2.89	2.98	3.06	2.43	2.43	2.43
2.64	2.61	2.57	2.87	2.96	3.05	2.41	2.41	2.41
2.62	2.59	2.56	2.86	2.94	3.03	2.40	2.40	2.40
2.61	2.58	2.54	2.84	2.93	3.02	2.39	2.39	2.39
2.59	2.56	2.53	2.83	2.91	3.00	2.38	2.38	2.38
2.58	2.55	2.52	2.81	2.90	2.98	2.36	2.36	2.36
2.57	2.54	2.50	2.80	2.88	2.97	2.35	2.35	2.35
2.55	2.52	2.49	2.78	2.87	2.95	2.34	2.34	2.34
2.54	2.51	2.48	2.77	2.85	2.94	2.33	2.33	2.33
2.53	2.50	2.47	2.76	2.84	2.93	2.32	2.32	2.32
2.51	2.49	2.45	2.74	2.83	2.91	2.31	2.31	2.31
2.50	2.47	2.44	2.73	2.81	2.90	2.29	2.29	2.29
2.49	2.46	2.43	2.72	2.80	2.88	2.28	2.28	2.28
2.48	2.45	2.42	2.70	2.79	2.87	2.27	2.27	2.27
2.47	2.44	2.41	2.69	2.77	2.86	2.26	2.26	2.26
2.45	2.43	2.40	2.68	2.76	2.84	2.25	2.25	2.25
2.44	2.42	2.39	2.67	2.75	2.83	2.24	2.24	2.24
2.43	2.41	2.38	2.66	2.74	2.82	2.23	2.23	2.23
2.42	2.40	2.36	2.64	2.73	2.81	2.22	2.22	2.22
2.41	2.38	2.35	2.63	2.71	2.80	2.21	2.21	2.21
2.40	2.37	2.34	2.62	2.70	2.78	2.20	2.20	2.20
2.39	2.36	2.33	2.61	2.69	2.77	2.20	2.20	2.20
2.38	2.35	2.32	2.60	2.68	2.76	2.19	2.19	2.19
2.37	2.34	2.31	2.59	2.67	2.75	2.18	2.18	2.18
2.36	2.33	2.31	2.58	2.66	2.74	2.17	2.17	2.17
2.35	2.33	2.30	2.57	2.65	2.73	2.16	2.16	2.16
2.34	2.32	2.29	2.56	2.64	2.72	2.15	2.15	2.15
2.33	2.31	2.28	2.55	2.63	2.71	2.14	2.14	2.14
2.32	2.30	2.27	2.54	2.62	2.70	2.14	2.14	2.14
2.31	2.29	2.26	2.53	2.61	2.69	2.13	2.13	2.13
2.31	2.28	2.25	2.52	2.60	2.68	2.12	2.12	2.12
2.30	2.27	2.24	2.51	2.59	2.67	2.11	2.11	2.11
2.29	2.26	2.23	2.50	2.58	2.66	2.10	2.10	2.10
2.28	2.25	2.23	2.49	2.57	2.65	2.10	2.10	2.10
2.27	2.25	2.22	2.49	2.56	2.64	2.09	2.09	2.09
2.26	2.24	2.21	2.48	2.55	2.63	2.08	2.08	2.08
2.26	2.23	2.20	2.47	2.54	2.62	2.07	2.07	2.07
2.25	2.22	2.19	2.46	2.53	2.61	2.07	2.07	2.07
2.24	2.22	2.19	2.45	2.53	2.60	2.06	2.06	2.06
2.23	2.21	2.18	2.44	2.52	2.59	2.05	2.05	2.05
2.22	2.20	2.17	2.44	2.51	2.58	2.05	2.05	2.05
2.22	2.19	2.16	2.43	2.50	2.58	2.04	2.04	2.04
2.21	2.19	2.16	2.42	2.49	2.57	2.03	2.03	2.03

Final Decision for AGN's Second Access Arrangement

Ref	3	4	5	6 7 8	9	10	11	12	13	14	15	16	17	18	19
3						Year ending 31 December								1	
Regulatory Period						1	1	1	1	1	2	2	2	2	2
Year ending 31 December					1999	2000	2001	2002	2003	2004	2005	2006	2007	2008	2009
Months					1 to 12	1 to 12	1 to 12	1 to 12	1 to 12	1 to 12	1 to 12	1 to 12	1 to 12	1 to 12	1 to 12
Impact On B1 Customers															
8							ACTUAL 1 (FA1) [$ 31/12/2009]				ACTUAL 2 [$ 31/12/2009]				
9	B1 Tariffs														
10	Fixed [$/year]					641.36	626.91	608.30	598.11	583.29	566.11	553.93	556.93	537.13	556.13
11	Usage 1 (Q<=5TJ/year) [$/GJ]					5.91	5.78	5.61	5.51	5.37	5.22	5.11	5.13	4.95	4.89
12	Usage 2 (Q>5TJ/year) [$/GJ]					5.62	5.50	5.34	5.24	5.11	4.96	4.85	4.87	4.70	4.60
13															
14															
15	Annum Payment / Annual Payment Equivalent														
16		100.00	[GJ per Annum]			1,232.84	1,205.04	1,169.43	1,149.51	1,120.77	1,087.93	1,065.16	1,070.40	1,032.36	1,045.13
17		200.00	[GJ per Annum]			1,824.33	1,783.16	1,730.57	1,700.91	1,658.25	1,609.75	1,576.38	1,583.88	1,527.58	1,534.13
18		300.00	[GJ per Annum]			2,415.81	2,361.29	2,291.70	2,252.32	2,195.73	2,131.57	2,087.61	2,097.35	2,022.81	2,023.13
19		400.00	[GJ per Annum]			3,007.30	2,939.41	2,852.84	2,803.72	2,733.20	2,653.39	2,598.83	2,610.83	2,518.03	2,512.13
20		500.00	[GJ per Annum]			3,598.78	3,517.54	3,413.97	3,355.12	3,270.68	3,175.21	3,110.06	3,124.31	3,013.26	3,001.13
21		600.00	[GJ per Annum]			4,190.26	4,095.67	3,975.10	3,906.53	3,808.16	3,697.04	3,621.28	3,637.78	3,508.49	3,490.13
22		700.00	[GJ per Annum]			4,781.75	4,673.79	4,536.24	4,457.93	4,345.64	4,218.86	4,132.51	4,151.26	4,003.71	3,979.13
23		800.00	[GJ per Annum]			5,373.23	5,251.92	5,097.37	5,009.34	4,883.11	4,740.68	4,643.73	4,664.73	4,498.94	4,468.13
24		900.00	[GJ per Annum]			5,964.71	5,830.04	5,658.51	5,560.74	5,420.59	5,262.50	5,154.96	5,178.21	4,994.16	4,957.13
25		1,000.00	[GJ per Annum]			6,556.20	6,408.17	6,219.64	6,112.14	5,958.07	5,784.32	5,666.18	5,691.69	5,489.39	5,446.13
26		1,100.00	[GJ per Annum]			7,147.68	6,986.29	6,780.77	6,663.55	6,495.55	6,306.14	6,177.41	6,205.16	5,984.62	5,935.13
27		1,200.00	[GJ per Annum]			7,739.17	7,564.42	7,341.91	7,214.95	7,033.02	6,827.97	6,688.63	6,718.64	6,479.84	6,424.13
28		1,300.00	[GJ per Annum]			8,330.65	8,142.54	7,903.04	7,766.35	7,570.50	7,349.79	7,199.86	7,232.11	6,975.07	6,913.13
29		1,351.00	[GJ per Annum]			8,632.29	8,437.37	8,189.20	8,047.56	7,844.60	7,615.90	7,460.57	7,493.97	7,227.62	7,162.51
30		1,500.00	[GJ per Annum]			9,513.62	9,298.79	9,025.31	8,869.16	8,645.46	8,393.43	8,222.31	8,259.06	7,965.52	7,891.13
31		1,600.00	[GJ per Annum]			10,105.10	9,876.92	9,586.44	9,420.57	9,182.93	8,915.25	8,733.53	8,772.54	8,460.75	8,380.13
32		1,700.00	[GJ per Annum]			10,696.58	10,455.05	10,147.58	9,971.97	9,720.41	9,437.08	9,244.76	9,286.02	8,955.97	8,869.13
33		1,800.00	[GJ per Annum]			11,288.07	11,033.17	10,708.71	10,523.37	10,257.89	9,958.90	9,755.98	9,799.49	9,451.20	9,358.13
34		1,900.00	[GJ per Annum]			11,879.55	11,611.30	11,269.84	11,074.78	10,795.37	10,480.72	10,267.21	10,312.97	9,946.42	9,847.13
35		2,000.00	[GJ per Annum]			12,471.04	12,189.42	11,830.98	11,626.18	11,332.84	11,002.54	10,778.43	10,826.44	10,441.65	10,336.13
36		2,100.00	[GJ per Annum]			13,062.52	12,767.55	12,392.11	12,177.58	11,870.32	11,524.36	11,289.66	11,339.92	10,936.88	10,825.13
37		2,200.00	[GJ per Annum]			13,654.00	13,345.67	12,953.25	12,728.99	12,407.80	12,046.18	11,800.88	11,853.40	11,432.10	11,314.13
38		2,300.00	[GJ per Annum]			14,245.49	13,923.80	13,514.38	13,280.39	12,945.28	12,568.01	12,312.11	12,366.87	11,927.33	11,803.13
39		2,400.00	[GJ per Annum]			14,836.97	14,501.92	14,075.51	13,831.80	13,482.75	13,089.83	12,823.33	12,880.35	12,422.55	12,292.13
40		2,500.00	[GJ per Annum]			15,428.45	15,080.05	14,636.65	14,383.20	14,020.23	13,611.65	13,334.56	13,393.82	12,917.78	12,781.13
41		2,600.00	[GJ per Annum]			16,019.94	15,658.17	15,197.78	14,934.60	14,557.71	14,133.47	13,845.78	13,907.30	13,413.00	13,270.13
42		2,700.00	[GJ per Annum]			16,611.42	16,236.30	15,758.92	15,486.01	15,095.19	14,655.29	14,357.01	14,420.78	13,908.23	13,759.13
43		2,800.00	[GJ per Annum]			17,202.91	16,814.43	16,320.05	16,037.41	15,632.66	15,177.12	14,868.23	14,934.25	14,403.46	14,248.13
44		2,900.00	[GJ per Annum]			17,794.39	17,392.55	16,881.18	16,588.81	16,170.14	15,698.94	15,379.46	15,447.73	14,898.68	14,737.13
45		3,000.00	[GJ per Annum]			18,385.87	17,970.68	17,442.32	17,140.22	16,707.62	16,220.76	15,890.68	15,961.20	15,393.91	15,226.13
46		3,100.00	[GJ per Annum]			18,977.36	18,548.80	18,003.45	17,691.62	17,245.10	16,742.58	16,401.91	16,474.68	15,889.13	15,715.13
47		3,200.00	[GJ per Annum]			19,568.84	19,126.93	18,564.59	18,243.03	17,782.57	17,264.40	16,913.14	16,988.16	16,384.36	16,204.13
48		3,300.00	[GJ per Annum]			20,160.33	19,705.05	19,125.72	18,794.43	18,320.05	17,786.22	17,424.36	17,501.63	16,879.59	16,693.13
49		3,400.00	[GJ per Annum]			20,751.81	20,283.18	19,686.85	19,345.83	18,857.53	18,308.05	17,935.59	18,015.11	17,374.81	17,182.13
50		3,500.00	[GJ per Annum]			21,343.29	20,861.30	20,247.99	19,897.24	19,395.01	18,829.87	18,446.81	18,528.58	17,870.04	17,671.13
51		3,600.00	[GJ per Annum]			21,934.78	21,439.43	20,809.12	20,448.64	19,932.48	19,351.69	18,958.04	19,042.06	18,365.26	18,160.13
52		3,700.00	[GJ per Annum]			22,526.26	22,017.55	21,370.26	21,000.04	20,469.96	19,873.51	19,469.26	19,555.54	18,860.49	18,649.13
53		3,800.00	[GJ per Annum]			23,117.74	22,595.68	21,931.39	21,551.45	21,007.44	20,395.33	19,980.49	20,069.01	19,355.72	19,138.13

20	21	22	23	24	25	26	27	28	29
Half years			Year Ending 30 June				Year Ending 30 June		
3	4	5	3	3	3		3	3	3
2010	2010	2011	2012	2013	2014		2012	2013	2014
1 to 6	7 to 12	1 to 6	7 to 6	7 to 6	7 to 6		7 to 6	7 to 6	7 to 6
Actual 3 [$ 31/12/2009]			FORECAST [$ 31/12/2009]				ERA Tariff Path [$ 31/12/2009]		
547.73	541.75	534.84	1,300.00	1,339.00	1,379.17		1,092.92	1,092.92	1,092.92
4.82	4.76	4.70	4.99	5.14	5.29		4.20	4.20	4.20
4.53	4.48	4.42	4.28	4.41	4.54		3.60	3.60	3.60
1,029.34	1,018.10	1,005.12	1,799.00	1,853.00	1,908.17		1,512.44	1,512.44	1,512.44
1,510.95	1,494.45	1,475.40	2,298.00	2,367.00	2,437.17		1,931.95	1,931.95	1,931.95
1,992.57	1,970.81	1,945.68	2,797.00	2,881.00	2,966.17		2,351.46	2,351.46	2,351.46
2,474.18	2,447.16	2,415.96	3,296.00	3,395.00	3,495.17		2,770.98	2,770.98	2,770.98
2,955.79	2,923.51	2,886.23	3,795.00	3,909.00	4,024.17		3,190.49	3,190.49	3,190.49
3,437.40	3,399.87	3,356.51	4,294.00	4,423.00	4,553.17		3,610.01	3,610.01	3,610.01
3,919.02	3,876.22	3,826.79	4,793.00	4,937.00	5,082.17		4,029.52	4,029.52	4,029.52
4,400.63	4,352.57	4,297.07	5,292.00	5,451.00	5,611.17		4,449.04	4,449.04	4,449.04
4,882.24	4,828.93	4,767.35	5,791.00	5,965.00	6,140.17		4,868.55	4,868.55	4,868.55
5,363.85	5,305.28	5,237.63	6,290.00	6,479.00	6,669.17		5,288.06	5,288.06	5,288.06
5,845.47	5,781.64	5,707.91	6,789.00	6,993.00	7,198.17		5,707.58	5,707.58	5,707.58
6,327.08	6,257.99	6,178.19	7,288.00	7,507.00	7,727.17		6,127.09	6,127.09	6,127.09
6,808.69	6,734.34	6,648.47	7,787.00	8,021.00	8,256.17		6,546.61	6,546.61	6,546.61
7,054.30	6,977.27	6,888.30	8,041.48	8,283.13	8,525.95		6,760.55	6,760.55	6,760.55
7,771.91	7,687.05	7,589.02	8,785.00	9,049.00	9,314.17		7,385.63	7,385.63	7,385.63
8,253.53	8,163.40	8,059.30	9,284.00	9,563.00	9,843.17		7,805.15	7,805.15	7,805.15
8,735.14	8,639.76	8,529.58	9,783.00	10,077.00	10,372.17		8,224.66	8,224.66	8,224.66
9,216.75	9,116.11	8,999.86	10,282.00	10,591.00	10,901.17		8,644.18	8,644.18	8,644.18
9,698.36	9,592.46	9,470.14	10,781.00	11,105.00	11,430.17		9,063.69	9,063.69	9,063.69
10,179.98	10,068.82	9,940.42	11,280.00	11,619.00	11,959.17		9,483.21	9,483.21	9,483.21
10,661.59	10,545.17	10,410.70	11,779.00	12,133.00	12,488.17		9,902.72	9,902.72	9,902.72
11,143.20	11,021.52	10,880.98	12,278.00	12,647.00	13,017.17		10,322.23	10,322.23	10,322.23
11,624.81	11,497.88	11,351.26	12,777.00	13,161.00	13,546.17		10,741.75	10,741.75	10,741.75
12,106.43	11,974.23	11,821.54	13,276.00	13,675.00	14,075.17		11,161.26	11,161.26	11,161.26
12,588.04	12,450.58	12,291.82	13,775.00	14,189.00	14,604.17		11,580.78	11,580.78	11,580.78
13,069.65	12,926.94	12,762.09	14,274.00	14,703.00	15,133.17		12,000.29	12,000.29	12,000.29
13,551.26	13,403.29	13,232.37	14,773.00	15,217.00	15,662.17		12,419.80	12,419.80	12,419.80
14,032.88	13,879.64	13,702.65	15,272.00	15,731.00	16,191.17		12,839.32	12,839.32	12,839.32
14,514.49	14,356.00	14,172.93	15,771.00	16,245.00	16,720.17		13,258.83	13,258.83	13,258.83
14,996.10	14,832.35	14,643.21	16,270.00	16,759.00	17,249.17		13,678.35	13,678.35	13,678.35
15,477.71	15,308.70	15,113.49	16,769.00	17,273.00	17,778.17		14,097.86	14,097.86	14,097.86
15,959.33	15,785.06	15,583.77	17,268.00	17,787.00	18,307.17		14,517.37	14,517.37	14,517.37
16,440.94	16,261.41	16,054.05	17,767.00	18,301.00	18,836.17		14,936.89	14,936.89	14,936.89
16,922.55	16,737.76	16,524.33	18,266.00	18,815.00	19,365.17		15,356.40	15,356.40	15,356.40
17,404.16	17,214.12	16,994.61	18,765.00	19,329.00	19,894.17		15,775.92	15,775.92	15,775.92
17,885.78	17,690.47	17,464.88	19,264.00	19,843.00	20,423.17		16,195.43	16,195.43	16,195.43
18,367.39	18,166.82	17,935.16	19,763.00	20,357.00	20,952.17		16,614.95	16,614.95	16,614.95
18,849.00	18,643.18	18,405.44	20,262.00	20,871.00	21,481.17		17,034.46	17,034.46	17,034.46

Avg Q	Cost
1350.997	0.000
1350.997	60000.000

Low Q	Cost
500.000	0.000
500.000	60000.000

High Q	Cost
8000.000	0.000
8000.000	60000.000

54	3,900.00	[GJ per Annum]	23,709.23	23,173.80	22,492.52	22,102.85	21,544.92	20,917.16	20,491.71	20,582.49	19,850.94	19,627.13
55	4,000.00	[GJ per Annum]	24,300.71	23,751.93	23,053.66	22,654.26	22,082.39	21,438.98	21,002.94	21,095.96	20,346.17	20,116.13
56	4,100.00	[GJ per Annum]	24,892.20	24,330.06	23,614.79	23,205.66	22,619.87	21,960.80	21,514.16	21,609.44	20,841.39	20,605.13
57	4,200.00	[GJ per Annum]	25,483.68	24,908.18	24,175.92	23,757.06	23,157.35	22,482.62	22,025.39	22,122.92	21,336.62	21,094.13
58	4,300.00	[GJ per Annum]	26,075.16	25,486.31	24,737.06	24,308.47	23,694.83	23,004.44	22,536.61	22,636.39	21,831.85	21,583.13
59	4,400.00	[GJ per Annum]	26,666.65	26,064.43	25,298.19	24,859.87	24,232.30	23,526.26	23,047.84	23,149.87	22,327.07	22,072.13
60	4,500.00	[GJ per Annum]	27,258.13	26,642.56	25,859.33	25,411.27	24,769.78	24,048.09	23,559.06	23,663.34	22,822.30	22,561.13
61	4,600.00	[GJ per Annum]	27,849.61	27,220.68	26,420.46	25,962.68	25,307.26	24,569.91	24,070.29	24,176.82	23,317.52	23,050.13
62	4,700.00	[GJ per Annum]	28,441.10	27,798.81	26,981.59	26,514.08	25,844.74	25,091.73	24,581.51	24,690.30	23,812.75	23,539.13
63	4,800.00	[GJ per Annum]	29,032.58	28,376.93	27,542.73	27,065.49	26,382.21	25,613.55	25,092.74	25,203.77	24,307.97	24,028.13
64	4,900.00	[GJ per Annum]	29,624.07	28,955.06	28,103.86	27,616.89	26,919.69	26,135.37	25,603.96	25,717.25	24,803.20	24,517.13
65	5,000.00	[GJ per Annum]	30,215.55	29,533.18	28,665.00	28,168.29	27,457.17	26,657.20	26,115.19	26,230.72	25,298.43	25,006.13
66	5,100.00	[GJ per Annum]	30,777.69	30,082.86	29,198.52	28,692.72	27,968.35	27,153.44	26,600.25	26,717.73	25,768.13	25,466.13
67	5,200.00	[GJ per Annum]	31,339.84	30,632.53	29,732.03	29,217.15	28,479.53	27,649.68	27,085.32	27,204.74	26,237.82	25,926.13
68	5,300.00	[GJ per Annum]	31,901.98	31,182.21	30,265.55	29,741.57	28,990.72	28,145.92	27,570.38	27,691.75	26,707.52	26,386.13
69	5,400.00	[GJ per Annum]	32,464.13	31,731.88	30,799.07	30,266.00	29,501.90	28,642.16	28,055.44	28,178.76	27,177.22	26,846.13
70	5,500.00	[GJ per Annum]	33,026.27	32,281.56	31,332.59	30,790.43	30,013.08	29,138.41	28,540.51	28,665.76	27,646.92	27,306.13
71	5,600.00	[GJ per Annum]	33,588.41	32,831.23	31,866.11	31,314.86	30,524.26	29,634.65	29,025.57	29,152.77	28,116.62	27,766.13
72	5,700.00	[GJ per Annum]	34,150.56	33,380.90	32,399.63	31,839.28	31,035.44	30,130.89	29,510.64	29,639.78	28,586.32	28,226.13
73	5,800.00	[GJ per Annum]	34,712.70	33,930.58	32,933.15	32,363.71	31,546.63	30,627.13	29,995.70	30,126.79	29,056.02	28,686.13
74	5,900.00	[GJ per Annum]	35,274.85	34,480.25	33,466.67	32,888.14	32,057.81	31,123.38	30,480.77	30,613.80	29,525.72	29,146.13
75	6,000.00	[GJ per Annum]	35,836.99	35,029.93	34,000.19	33,412.56	32,568.99	31,619.62	30,965.83	31,100.80	29,995.41	29,606.13
76	6,100.00	[GJ per Annum]	36,399.14	35,579.60	34,533.71	33,936.99	33,080.17	32,115.86	31,450.89	31,587.81	30,465.11	30,066.13
77	6,200.00	[GJ per Annum]	36,961.28	36,129.28	35,067.22	34,461.42	33,591.36	32,612.10	31,935.96	32,074.82	30,934.81	30,526.13
78	6,300.00	[GJ per Annum]	37,523.42	36,678.95	35,600.74	34,985.84	34,102.54	33,108.35	32,421.02	32,561.83	31,404.51	30,986.13
79	6,400.00	[GJ per Annum]	38,085.57	37,228.63	36,134.26	35,510.27	34,613.72	33,604.59	32,906.09	33,048.84	31,874.21	31,446.13
80	6,500.00	[GJ per Annum]	38,647.71	37,778.30	36,667.78	36,034.70	35,124.90	34,100.83	33,391.15	33,535.84	32,343.91	31,906.13
81	6,600.00	[GJ per Annum]	39,209.86	38,327.97	37,201.30	36,559.13	35,636.08	34,597.07	33,876.22	34,022.85	32,813.61	32,366.13
82	6,700.00	[GJ per Annum]	39,772.00	38,877.65	37,734.82	37,083.55	36,147.27	35,093.31	34,361.28	34,509.86	33,283.31	32,826.13
83	6,800.00	[GJ per Annum]	40,334.15	39,427.32	38,268.34	37,607.98	36,658.45	35,589.56	34,846.34	34,996.87	33,753.00	33,286.13
84	6,900.00	[GJ per Annum]	40,896.29	39,977.00	38,801.86	38,132.41	37,169.63	36,085.80	35,331.41	35,483.88	34,222.70	33,746.13
85	7,000.00	[GJ per Annum]	41,458.43	40,526.67	39,335.38	38,656.83	37,680.81	36,582.04	35,816.47	35,970.89	34,692.40	34,206.13
86	7,100.00	[GJ per Annum]	42,020.58	41,076.35	39,868.90	39,181.26	38,191.99	37,078.28	36,301.54	36,457.89	35,162.10	34,666.13
87	7,200.00	[GJ per Annum]	42,582.72	41,626.02	40,402.42	39,705.69	38,703.18	37,574.53	36,786.60	36,944.90	35,631.80	35,126.13
88	7,300.00	[GJ per Annum]	43,144.87	42,175.69	40,935.93	40,230.11	39,214.36	38,070.77	37,271.67	37,431.91	36,101.50	35,586.13
89	7,400.00	[GJ per Annum]	43,707.01	42,725.37	41,469.45	40,754.54	39,725.54	38,567.01	37,756.73	37,918.92	36,571.20	36,046.13
90	7,500.00	[GJ per Annum]	44,269.16	43,275.04	42,002.97	41,278.97	40,236.72	39,063.25	38,241.79	38,405.93	37,040.90	36,506.13
91	7,600.00	[GJ per Annum]	44,831.30	43,824.72	42,536.49	41,803.40	40,747.91	39,559.50	38,726.86	38,892.93	37,510.60	36,966.13
92	7,700.00	[GJ per Annum]	45,393.44	44,374.39	43,070.01	42,327.82	41,259.09	40,055.74	39,211.92	39,379.94	37,980.29	37,426.13
93	7,800.00	[GJ per Annum]	45,955.59	44,924.07	43,603.53	42,852.25	41,770.27	40,551.98	39,696.99	39,866.95	38,449.99	37,886.13
94	7,900.00	[GJ per Annum]	46,517.73	45,473.74	44,137.05	43,376.68	42,281.45	41,048.22	40,182.05	40,353.96	38,919.69	38,346.13
95	8,000.00	[GJ per Annum]	47,079.88	46,023.42	44,670.57	43,901.10	42,792.63	41,544.46	40,667.12	40,840.97	39,389.39	38,806.13
96	8,100.00	[GJ per Annum]	47,642.02	46,573.09	45,204.09	44,425.53	43,303.82	42,040.71	41,152.18	41,327.97	39,859.09	39,266.13
97	8,200.00	[GJ per Annum]	48,204.17	47,122.76	45,737.61	44,949.96	43,815.00	42,536.95	41,637.24	41,814.98	40,328.79	39,726.13
98	8,300.00	[GJ per Annum]	48,766.31	47,672.44	46,271.13	45,474.39	44,326.18	43,033.19	42,122.31	42,301.99	40,798.49	40,186.13
99	8,400.00	[GJ per Annum]	49,328.45	48,222.11	46,804.64	45,998.81	44,837.36	43,529.43	42,607.37	42,789.00	41,268.19	40,646.13
100	8,500.00	[GJ per Annum]	49,890.60	48,771.79	47,338.16	46,523.24	45,348.54	44,025.68	43,092.44	43,276.01	41,737.88	41,106.13
101	8,600.00	[GJ per Annum]	50,452.74	49,321.46	47,871.68	47,047.67	45,859.73	44,521.92	43,577.50	43,763.02	42,207.58	41,566.13
102	8,700.00	[GJ per Annum]	51,014.89	49,871.14	48,405.20	47,572.09	46,370.91	45,018.16	44,062.57	44,250.02	42,677.28	42,026.13
103	8,800.00	[GJ per Annum]	51,577.03	50,420.81	48,938.72	48,096.52	46,882.09	45,514.40	44,547.63	44,737.03	43,146.98	42,486.13
104	8,900.00	[GJ per Annum]	52,139.18	50,970.48	49,472.24	48,620.95	47,393.27	46,010.65	45,032.69	45,224.04	43,616.68	42,946.13
105	9,000.00	[GJ per Annum]	52,701.32	51,520.16	50,005.76	49,145.37	47,904.45	46,506.89	45,517.76	45,711.05	44,086.38	43,406.13
106	9,100.00	[GJ per Annum]	53,263.47	52,069.83	50,539.28	49,669.80	48,415.64	47,003.13	46,002.82	46,198.06	44,556.08	43,866.13

19,330.61	19,119.53	18,875.72	20,761.00	21,385.00	22,010.17	17,453.97	17,453.97	17,453.97
19,812.23	19,595.89	19,346.00	21,260.00	21,899.00	22,539.17	17,873.49	17,873.49	17,873.49
20,293.84	20,072.24	19,816.28	21,759.00	22,413.00	23,068.17	18,293.00	18,293.00	18,293.00
20,775.45	20,548.59	20,286.56	22,258.00	22,927.00	23,597.17	18,712.52	18,712.52	18,712.52
21,257.06	21,024.95	20,756.84	22,757.00	23,441.00	24,126.17	19,132.03	19,132.03	19,132.03
21,738.68	21,501.30	21,227.12	23,256.00	23,955.00	24,655.17	19,551.54	19,551.54	19,551.54
22,220.29	21,977.65	21,697.40	23,755.00	24,469.00	25,184.17	19,971.06	19,971.06	19,971.06
22,701.90	22,454.01	22,167.68	24,254.00	24,983.00	25,713.17	20,390.57	20,390.57	20,390.57
23,183.51	22,930.36	22,637.95	24,753.00	25,497.00	26,242.17	20,810.09	20,810.09	20,810.09
23,665.13	23,406.71	23,108.23	25,252.00	26,011.00	26,771.17	21,229.60	21,229.60	21,229.60
24,146.74	23,883.07	23,578.51	25,751.00	26,525.00	27,300.17	21,649.11	21,649.11	21,649.11
24,628.35	24,359.42	24,048.79	26,250.00	27,039.00	27,829.17	22,068.63	22,068.63	22,068.63
25,081.40	24,807.52	24,491.18	26,678.00	27,480.00	28,283.17	22,428.45	22,428.45	22,428.45
25,534.45	25,255.63	24,933.57	27,106.00	27,921.00	28,737.17	22,788.28	22,788.28	22,788.28
25,987.50	25,703.73	25,375.96	27,534.00	28,362.00	29,191.17	23,148.10	23,148.10	23,148.10
26,440.55	26,151.83	25,818.35	27,962.00	28,803.00	29,645.17	23,507.92	23,507.92	23,507.92
26,893.60	26,599.94	26,260.74	28,390.00	29,244.00	30,099.17	23,867.75	23,867.75	23,867.75
27,346.65	27,048.04	26,703.13	28,818.00	29,685.00	30,553.17	24,227.57	24,227.57	24,227.57
27,799.70	27,496.14	27,145.52	29,246.00	30,126.00	31,007.17	24,587.39	24,587.39	24,587.39
28,252.75	27,944.25	27,587.91	29,674.00	30,567.00	31,461.17	24,947.22	24,947.22	24,947.22
28,705.80	28,392.35	28,030.30	30,102.00	31,008.00	31,915.17	25,307.04	25,307.04	25,307.04
29,158.86	28,840.45	28,472.68	30,530.00	31,449.00	32,369.17	25,666.87	25,666.87	25,666.87
29,611.91	29,288.56	28,915.07	30,958.00	31,890.00	32,823.17	26,026.69	26,026.69	26,026.69
30,064.96	29,736.66	29,357.46	31,386.00	32,331.00	33,277.17	26,386.51	26,386.51	26,386.51
30,518.01	30,184.76	29,799.85	31,814.00	32,772.00	33,731.17	26,746.34	26,746.34	26,746.34
30,971.06	30,632.87	30,242.24	32,242.00	33,213.00	34,185.17	27,106.16	27,106.16	27,106.16
31,424.11	31,080.97	30,684.63	32,670.00	33,654.00	34,639.17	27,465.98	27,465.98	27,465.98
31,877.16	31,529.07	31,127.02	33,098.00	34,095.00	35,093.17	27,825.81	27,825.81	27,825.81
32,330.21	31,977.18	31,569.41	33,526.00	34,536.00	35,547.17	28,185.63	28,185.63	28,185.63
32,783.26	32,425.28	32,011.80	33,954.00	34,977.00	36,001.17	28,545.46	28,545.46	28,545.46
33,236.31	32,873.39	32,454.19	34,382.00	35,418.00	36,455.17	28,905.28	28,905.28	28,905.28
33,689.36	33,321.49	32,896.58	34,810.00	35,859.00	36,909.17	29,265.10	29,265.10	29,265.10
34,142.41	33,769.59	33,338.97	35,238.00	36,300.00	37,363.17	29,624.93	29,624.93	29,624.93
34,595.46	34,217.70	33,781.36	35,666.00	36,741.00	37,817.17	29,984.75	29,984.75	29,984.75
35,048.51	34,665.80	34,223.75	36,094.00	37,182.00	38,271.17	30,344.57	30,344.57	30,344.57
35,501.56	35,113.90	34,666.13	36,522.00	37,623.00	38,725.17	30,704.40	30,704.40	30,704.40
35,954.61	35,562.01	35,108.52	36,950.00	38,064.00	39,179.17	31,064.22	31,064.22	31,064.22
36,407.66	36,010.11	35,550.91	37,378.00	38,505.00	39,633.17	31,424.05	31,424.05	31,424.05
36,860.71	36,458.21	35,993.30	37,806.00	38,946.00	40,087.17	31,783.87	31,783.87	31,783.87
37,313.77	36,906.32	36,435.69	38,234.00	39,387.00	40,541.17	32,143.69	32,143.69	32,143.69
37,766.82	37,354.42	36,878.08	38,662.00	39,828.00	40,995.17	32,503.52	32,503.52	32,503.52
38,219.87	37,802.52	37,320.47	39,090.00	40,269.00	41,449.17	32,863.34	32,863.34	32,863.34
38,672.92	38,250.63	37,762.86	39,518.00	40,710.00	41,903.17	33,223.16	33,223.16	33,223.16
39,125.97	38,698.73	38,205.25	39,946.00	41,151.00	42,357.17	33,582.99	33,582.99	33,582.99
39,579.02	39,146.83	38,647.64	40,374.00	41,592.00	42,811.17	33,942.81	33,942.81	33,942.81
40,032.07	39,594.94	39,090.03	40,802.00	42,033.00	43,265.17	34,302.64	34,302.64	34,302.64
40,485.12	40,043.04	39,532.42	41,230.00	42,474.00	43,719.17	34,662.46	34,662.46	34,662.46
40,938.17	40,491.14	39,974.81	41,658.00	42,915.00	44,173.17	35,022.28	35,022.28	35,022.28
41,391.22	40,939.25	40,417.20	42,086.00	43,356.00	44,627.17	35,382.11	35,382.11	35,382.11
41,844.27	41,387.35	40,859.58	42,514.00	43,797.00	45,081.17	35,741.93	35,741.93	35,741.93
42,297.32	41,835.45	41,301.97	42,942.00	44,238.00	45,535.17	36,101.75	36,101.75	36,101.75
42,750.37	42,283.56	41,744.36	43,370.00	44,679.00	45,989.17	36,461.58	36,461.58	36,461.58
43,203.42	42,731.66	42,186.75	43,798.00	45,120.00	46,443.17	36,821.40	36,821.40	36,821.40

107	9,200.00	[GJ per Annum]	53,825.61	52,619.51	51,072.80	50,194.23	48,926.82	47,499.37	46,487.89	46,685.06	45,025.78	44,326.13
108	9,300.00	[GJ per Annum]	54,387.75	53,169.18	51,606.32	50,718.66	49,438.00	47,995.61	46,972.95	47,172.07	45,495.47	44,786.13
109	9,400.00	[GJ per Annum]	54,949.90	53,718.86	52,139.83	51,243.08	49,949.18	48,491.86	47,458.02	47,659.08	45,965.17	45,246.13
110	9,500.00	[GJ per Annum]	55,512.04	54,268.53	52,673.35	51,767.51	50,460.37	48,988.10	47,943.08	48,146.09	46,434.87	45,706.13
111	9,600.00	[GJ per Annum]	56,074.19	54,818.21	53,206.87	52,291.94	50,971.55	49,484.34	48,428.14	48,633.10	46,904.57	46,166.13
112	9,700.00	[GJ per Annum]	56,636.33	55,367.88	53,740.39	52,816.36	51,482.73	49,980.58	48,913.21	49,120.10	47,374.27	46,626.13
113	9,800.00	[GJ per Annum]	57,198.48	55,917.55	54,273.91	53,340.79	51,993.91	50,476.83	49,398.27	49,607.11	47,843.97	47,086.13
114	9,900.00	[GJ per Annum]	57,760.62	56,467.23	54,807.43	53,865.22	52,505.09	50,973.07	49,883.34	50,094.12	48,313.67	47,546.13
115	10,000.00	[GJ per Annum]	58,322.76	57,016.90	55,340.95	54,389.65	53,016.28	51,469.31	50,368.40	50,581.13	48,783.37	48,006.13
116	Variation of Annum Payment / Annual Payment Equivalent											
117	100.00	[GJ per Annum]		-27.81	-35.60	-19.92	-28.74	-32.85	-22.77	5.24	-38.04	12.77
118	200.00	[GJ per Annum]		-41.16	-52.60	-29.65	-42.66	-48.50	-33.37	7.49	-56.29	6.55
119	300.00	[GJ per Annum]		-54.52	-69.59	-39.38	-56.59	-64.16	-43.96	9.75	-74.54	0.32
120	400.00	[GJ per Annum]		-67.88	-86.58	-49.11	-70.52	-79.81	-54.56	12.00	-92.79	-5.90
121	500.00	[GJ per Annum]		-81.24	-103.57	-58.85	-84.44	-95.47	-65.16	14.25	-111.04	-12.13
122	600.00	[GJ per Annum]		-94.60	-120.56	-68.58	-98.37	-111.12	-75.75	16.50	-129.29	-18.36
123	700.00	[GJ per Annum]		-107.96	-137.55	-78.31	-112.29	-126.78	-86.35	18.75	-147.54	-24.58
124	800.00	[GJ per Annum]		-121.31	-154.55	-88.04	-126.22	-142.44	-96.95	21.00	-165.79	-30.81
125	900.00	[GJ per Annum]		-134.67	-171.54	-97.77	-140.15	-158.09	-107.54	23.25	-184.04	-37.03
126	1,000.00	[GJ per Annum]		-148.03	-188.53	-107.50	-154.07	-173.75	-118.14	25.50	-202.29	-43.26
127	1,100.00	[GJ per Annum]		-161.39	-205.52	-117.23	-168.00	-189.40	-128.74	27.75	-220.54	-49.49
128	1,200.00	[GJ per Annum]		-174.75	-222.51	-126.96	-181.93	-205.06	-139.33	30.00	-238.79	-55.71
129	1,300.00	[GJ per Annum]		-188.11	-239.50	-136.69	-195.85	-220.71	-149.93	32.25	-257.04	-61.94
130	1,351.00	[GJ per Annum]		-194.92	-248.17	-141.65	-202.95	-228.70	-155.33	33.40	-266.35	-65.11
131	1,500.00	[GJ per Annum]		-214.82	-273.49	-156.15	-223.70	-252.03	-171.12	36.76	-293.55	-74.39
132	1,600.00	[GJ per Annum]		-228.18	-290.48	-165.88	-237.63	-267.68	-181.72	39.01	-311.80	-80.62
133	1,700.00	[GJ per Annum]		-241.54	-307.47	-175.61	-251.56	-283.34	-192.32	41.26	-330.05	-86.84
134	1,800.00	[GJ per Annum]		-254.90	-324.46	-185.34	-265.48	-298.99	-202.91	43.51	-348.30	-93.07
135	1,900.00	[GJ per Annum]		-268.26	-341.45	-195.07	-279.41	-314.65	-213.51	45.76	-366.55	-99.29
136	2,000.00	[GJ per Annum]		-281.61	-358.44	-204.80	-293.34	-330.30	-224.11	48.01	-384.80	-105.52
137	2,100.00	[GJ per Annum]		-294.97	-375.43	-214.53	-307.26	-345.96	-234.70	50.26	-403.05	-111.75
138	2,200.00	[GJ per Annum]		-308.33	-392.43	-224.26	-321.19	-361.61	-245.30	52.51	-421.30	-117.97
139	2,300.00	[GJ per Annum]		-321.69	-409.42	-233.99	-335.11	-377.27	-255.90	54.76	-439.55	-124.20
140	2,400.00	[GJ per Annum]		-335.05	-426.41	-243.72	-349.04	-392.93	-266.49	57.01	-457.80	-130.42
141	2,500.00	[GJ per Annum]		-348.41	-443.40	-253.45	-362.97	-408.58	-277.09	59.26	-476.05	-136.65
142	2,600.00	[GJ per Annum]		-361.76	-460.39	-263.18	-376.89	-424.24	-287.69	61.52	-494.30	-142.87
143	2,700.00	[GJ per Annum]		-375.12	-477.38	-272.91	-390.82	-439.89	-298.28	63.77	-512.55	-149.10
144	2,800.00	[GJ per Annum]		-388.48	-494.38	-282.64	-404.75	-455.55	-308.88	66.02	-530.80	-155.33
145	2,900.00	[GJ per Annum]		-401.84	-511.37	-292.37	-418.67	-471.20	-319.48	68.27	-549.05	-161.55
146	3,000.00	[GJ per Annum]		-415.20	-528.36	-302.10	-432.60	-486.86	-330.07	70.52	-567.30	-167.78
147	3,100.00	[GJ per Annum]		-428.56	-545.35	-311.83	-446.52	-502.52	-340.67	72.77	-585.55	-174.00
148	3,200.00	[GJ per Annum]		-441.91	-562.34	-321.56	-460.45	-518.17	-351.27	75.02	-603.80	-180.23
149	3,300.00	[GJ per Annum]		-455.27	-579.33	-331.29	-474.38	-533.83	-361.86	77.27	-622.05	-186.46
150	3,400.00	[GJ per Annum]		-468.63	-596.32	-341.02	-488.30	-549.48	-372.46	79.52	-640.30	-192.68
151	3,500.00	[GJ per Annum]		-481.99	-613.32	-350.75	-502.23	-565.14	-383.06	81.77	-658.55	-198.91
152	3,600.00	[GJ per Annum]		-495.35	-630.31	-360.48	-516.16	-580.79	-393.65	84.02	-676.80	-205.13
153	3,700.00	[GJ per Annum]		-508.71	-647.30	-370.21	-530.08	-596.45	-404.25	86.28	-695.05	-211.36
154	3,800.00	[GJ per Annum]		-522.06	-664.29	-379.94	-544.01	-612.11	-414.85	88.53	-713.30	-217.59
155	3,900.00	[GJ per Annum]		-535.42	-681.28	-389.67	-557.93	-627.76	-425.44	90.78	-731.55	-223.81
156	4,000.00	[GJ per Annum]		-548.78	-698.27	-399.40	-571.86	-643.42	-436.04	93.03	-749.80	-230.04
157	4,100.00	[GJ per Annum]		-562.14	-715.26	-409.13	-585.79	-659.07	-446.64	95.28	-768.05	-236.26
158	4,200.00	[GJ per Annum]		-575.50	-732.26	-418.86	-599.71	-674.73	-457.23	97.53	-786.30	-242.49
159	4,300.00	[GJ per Annum]		-588.86	-749.25	-428.59	-613.64	-690.38	-467.83	99.78	-804.55	-248.72

43,656.47	43,179.76	42,629.14	44,226.00	45,561.00	46,897.17	37,181.23	37,181.23	37,181.23
44,109.52	43,627.87	43,071.53	44,654.00	46,002.00	47,351.17	37,541.05	37,541.05	37,541.05
44,562.57	44,075.97	43,513.92	45,082.00	46,443.00	47,805.17	37,900.87	37,900.87	37,900.87
45,015.62	44,524.07	43,956.31	45,510.00	46,884.00	48,259.17	38,260.70	38,260.70	38,260.70
45,468.68	44,972.18	44,398.70	45,938.00	47,325.00	48,713.17	38,620.52	38,620.52	38,620.52
45,921.73	45,420.28	44,841.09	46,366.00	47,766.00	49,167.17	38,980.34	38,980.34	38,980.34
46,374.78	45,868.39	45,283.48	46,794.00	48,207.00	49,621.17	39,340.17	39,340.17	39,340.17
46,827.83	46,316.49	45,725.87	47,222.00	48,648.00	50,075.17	39,699.99	39,699.99	39,699.99
47,280.88	46,764.59	46,168.26	47,650.00	49,089.00	50,529.17	40,059.82	40,059.82	40,059.82
-15.79	-11.24	-12.98	793.88	54.00	55.17	507.32	-	-
-23.18	-16.50	-19.06	822.60	69.00	70.17	456.55	-	-
-30.56	-21.76	-25.13	851.32	84.00	85.17	405.79	-	-
-37.95	-27.02	-31.21	880.04	99.00	100.17	355.02	-	-
-45.34	-32.28	-37.28	908.77	114.00	115.17	304.26	-	-
-52.73	-37.53	-43.35	937.49	129.00	130.17	253.49	-	-
-60.11	-42.79	-49.43	966.21	144.00	145.17	202.73	-	-
-67.50	-48.05	-55.50	994.93	159.00	160.17	151.96	-	-
-74.89	-53.31	-61.58	1,023.65	174.00	175.17	101.20	-	-
-82.28	-58.57	-67.65	1,052.37	189.00	190.17	50.43	-	-
-89.66	-63.83	-73.73	1,081.09	204.00	205.17	-0.33	-	-
-97.05	-69.09	-79.80	1,109.81	219.00	220.17	-51.10	-	-
-104.44	-74.35	-85.88	1,138.53	234.00	235.17	-101.86	-	-
-108.21	-77.03	-88.97	1,153.18	241.65	242.82	-127.75	-	-
-119.22	-84.87	-98.02	1,195.98	264.00	265.17	-203.39	-	-
-126.60	-90.12	-104.10	1,224.70	279.00	280.17	-254.16	-	-
-133.99	-95.38	-110.17	1,253.42	294.00	295.17	-304.92	-	-
-141.38	-100.64	-116.25	1,282.14	309.00	310.17	-355.69	-	-
-148.77	-105.90	-122.32	1,310.86	324.00	325.17	-406.45	-	-
-156.15	-111.16	-128.40	1,339.58	339.00	340.17	-457.22	-	-
-163.54	-116.42	-134.47	1,368.30	354.00	355.17	-507.98	-	-
-170.93	-121.68	-140.55	1,397.02	369.00	370.17	-558.74	-	-
-178.32	-126.94	-146.62	1,425.74	384.00	385.17	-609.51	-	-
-185.70	-132.20	-152.69	1,454.46	399.00	400.17	-660.27	-	-
-193.09	-137.46	-158.77	1,483.18	414.00	415.17	-711.04	-	-
-200.48	-142.71	-164.84	1,511.91	429.00	430.17	-761.80	-	-
-207.87	-147.97	-170.92	1,540.63	444.00	445.17	-812.57	-	-
-215.25	-153.23	-176.99	1,569.35	459.00	460.17	-863.33	-	-
-222.64	-158.49	-183.07	1,598.07	474.00	475.17	-914.10	-	-
-230.03	-163.75	-189.14	1,626.79	489.00	490.17	-964.86	-	-
-237.42	-169.01	-195.21	1,655.51	504.00	505.17	-1,015.63	-	-
-244.80	-174.27	-201.29	1,684.23	519.00	520.17	-1,066.39	-	-
-252.19	-179.53	-207.36	1,712.95	534.00	535.17	-1,117.16	-	-
-259.58	-184.79	-213.44	1,741.67	549.00	550.17	-1,167.92	-	-
-266.97	-190.05	-219.51	1,770.39	564.00	565.17	-1,218.69	-	-
-274.35	-195.30	-225.59	1,799.12	579.00	580.17	-1,269.45	-	-
-281.74	-200.56	-231.66	1,827.84	594.00	595.17	-1,320.22	-	-
-289.13	-205.82	-237.74	1,856.56	609.00	610.17	-1,370.98	-	-
-296.52	-211.08	-243.81	1,885.28	624.00	625.17	-1,421.75	-	-
-303.90	-216.34	-249.88	1,914.00	639.00	640.17	-1,472.51	-	-
-311.29	-221.60	-255.96	1,942.72	654.00	655.17	-1,523.28	-	-
-318.68	-226.86	-262.03	1,971.44	669.00	670.17	-1,574.04	-	-
-326.07	-232.12	-268.11	2,000.16	684.00	685.17	-1,624.81	-	-

160	4,400.00	[GJ per Annum]	-602.21	-766.24	-438.32	-627.57	-706.04	-478.43	102.03	-822.80	-254.94
161	4,500.00	[GJ per Annum]	-615.57	-783.23	-448.05	-641.49	-721.70	-489.03	104.28	-841.05	-261.17
162	4,600.00	[GJ per Annum]	-628.93	-800.22	-457.78	-655.42	-737.35	-499.62	106.53	-859.30	-267.39
163	4,700.00	[GJ per Annum]	-642.29	-817.21	-467.51	-669.34	-753.01	-510.22	108.78	-877.55	-273.62
164	4,800.00	[GJ per Annum]	-655.65	-834.21	-477.24	-683.27	-768.66	-520.82	111.03	-895.80	-279.84
165	4,900.00	[GJ per Annum]	-669.01	-851.20	-486.97	-697.20	-784.32	-531.41	113.29	-914.05	-286.07
166	5,000.00	[GJ per Annum]	-682.36	-868.19	-496.70	-711.12	-799.97	-542.01	115.54	-932.30	-292.30
167	5,100.00	[GJ per Annum]	-694.83	-884.34	-505.80	-724.37	-814.91	-553.19	117.48	-949.61	-302.00
168	5,200.00	[GJ per Annum]	-707.30	-900.50	-514.89	-737.61	-829.85	-564.36	119.42	-966.92	-311.69
169	5,300.00	[GJ per Annum]	-719.77	-916.65	-523.98	-750.86	-844.79	-575.54	121.37	-984.22	-321.39
170	5,400.00	[GJ per Annum]	-732.24	-932.81	-533.07	-764.10	-859.73	-586.72	123.31	-1,001.53	-331.09
171	5,500.00	[GJ per Annum]	-744.71	-948.96	-542.16	-777.35	-874.67	-597.90	125.26	-1,018.84	-340.79
172	5,600.00	[GJ per Annum]	-757.18	-965.12	-551.26	-790.59	-889.61	-609.08	127.20	-1,036.15	-350.49
173	5,700.00	[GJ per Annum]	-769.65	-981.28	-560.35	-803.84	-904.55	-620.25	129.14	-1,053.46	-360.19
174	5,800.00	[GJ per Annum]	-782.12	-997.43	-569.44	-817.08	-919.49	-631.43	131.09	-1,070.77	-369.89
175	5,900.00	[GJ per Annum]	-794.59	-1,013.59	-578.53	-830.33	-934.43	-642.61	133.03	-1,088.08	-379.59
176	6,000.00	[GJ per Annum]	-807.06	-1,029.74	-587.62	-843.57	-949.37	-653.79	134.97	-1,105.39	-389.28
177	6,100.00	[GJ per Annum]	-819.53	-1,045.90	-596.72	-856.82	-964.31	-664.97	136.92	-1,122.70	-398.98
178	6,200.00	[GJ per Annum]	-832.00	-1,062.05	-605.81	-870.06	-979.25	-676.14	138.86	-1,140.01	-408.68
179	6,300.00	[GJ per Annum]	-844.47	-1,078.21	-614.90	-883.31	-994.19	-687.32	140.81	-1,157.32	-418.38
180	6,400.00	[GJ per Annum]	-856.94	-1,094.36	-623.99	-896.55	-1,009.13	-698.50	142.75	-1,174.63	-428.08
181	6,500.00	[GJ per Annum]	-869.41	-1,110.52	-633.08	-909.80	-1,024.07	-709.68	144.69	-1,191.94	-437.78
182	6,600.00	[GJ per Annum]	-881.88	-1,126.67	-642.18	-923.04	-1,039.01	-720.86	146.64	-1,209.25	-447.48
183	6,700.00	[GJ per Annum]	-894.35	-1,142.83	-651.27	-936.29	-1,053.95	-732.03	148.58	-1,226.56	-457.18
184	6,800.00	[GJ per Annum]	-906.82	-1,158.98	-660.36	-949.53	-1,068.89	-743.21	150.53	-1,243.86	-466.87
185	6,900.00	[GJ per Annum]	-919.29	-1,175.14	-669.45	-962.78	-1,083.83	-754.39	152.47	-1,261.17	-476.57
186	7,000.00	[GJ per Annum]	-931.76	-1,191.29	-678.54	-976.02	-1,098.77	-765.57	154.41	-1,278.48	-486.27
187	7,100.00	[GJ per Annum]	-944.23	-1,207.45	-687.64	-989.27	-1,113.71	-776.75	156.36	-1,295.79	-495.97
188	7,200.00	[GJ per Annum]	-956.70	-1,223.60	-696.73	-1,002.51	-1,128.65	-787.92	158.30	-1,313.10	-505.67
189	7,300.00	[GJ per Annum]	-969.17	-1,239.76	-705.82	-1,015.76	-1,143.59	-799.10	160.24	-1,330.41	-515.37
190	7,400.00	[GJ per Annum]	-981.64	-1,255.92	-714.91	-1,029.00	-1,158.53	-810.28	162.19	-1,347.72	-525.07
191	7,500.00	[GJ per Annum]	-994.11	-1,272.07	-724.00	-1,042.25	-1,173.47	-821.46	164.13	-1,365.03	-534.77
192	7,600.00	[GJ per Annum]	-1,006.58	-1,288.23	-733.10	-1,055.49	-1,188.41	-832.64	166.08	-1,382.34	-544.47
193	7,700.00	[GJ per Annum]	-1,019.05	-1,304.38	-742.19	-1,068.74	-1,203.35	-843.81	168.02	-1,399.65	-554.16
194	7,800.00	[GJ per Annum]	-1,031.52	-1,320.54	-751.28	-1,081.98	-1,218.29	-854.99	169.96	-1,416.96	-563.86
195	7,900.00	[GJ per Annum]	-1,043.99	-1,336.69	-760.37	-1,095.23	-1,233.23	-866.17	171.91	-1,434.27	-573.56
196	8,000.00	[GJ per Annum]	-1,056.46	-1,352.85	-769.46	-1,108.47	-1,248.17	-877.35	173.85	-1,451.58	-583.26
197	8,100.00	[GJ per Annum]	-1,068.93	-1,369.00	-778.56	-1,121.72	-1,263.11	-888.53	175.79	-1,468.89	-592.96
198	8,200.00	[GJ per Annum]	-1,081.40	-1,385.16	-787.65	-1,134.96	-1,278.05	-899.70	177.74	-1,486.20	-602.66
199	8,300.00	[GJ per Annum]	-1,093.87	-1,401.31	-796.74	-1,148.21	-1,292.99	-910.88	179.68	-1,503.50	-612.36
200	8,400.00	[GJ per Annum]	-1,106.34	-1,417.47	-805.83	-1,161.45	-1,307.93	-922.06	181.63	-1,520.81	-622.06
201	8,500.00	[GJ per Annum]	-1,118.81	-1,433.62	-814.92	-1,174.70	-1,322.87	-933.24	183.57	-1,538.12	-631.75
202	8,600.00	[GJ per Annum]	-1,131.28	-1,449.78	-824.02	-1,187.94	-1,337.81	-944.42	185.51	-1,555.43	-641.45
203	8,700.00	[GJ per Annum]	-1,143.75	-1,465.93	-833.11	-1,201.18	-1,352.75	-955.59	187.46	-1,572.74	-651.15
204	8,800.00	[GJ per Annum]	-1,156.22	-1,482.09	-842.20	-1,214.43	-1,367.69	-966.77	189.40	-1,590.05	-660.85
205	8,900.00	[GJ per Annum]	-1,168.69	-1,498.25	-851.29	-1,227.67	-1,382.63	-977.95	191.35	-1,607.36	-670.55
206	9,000.00	[GJ per Annum]	-1,181.16	-1,514.40	-860.38	-1,240.92	-1,397.57	-989.13	193.29	-1,624.67	-680.25
207	9,100.00	[GJ per Annum]	-1,193.63	-1,530.56	-869.48	-1,254.16	-1,412.51	-1,000.31	195.23	-1,641.98	-689.95
208	9,200.00	[GJ per Annum]	-1,206.10	-1,546.71	-878.57	-1,267.41	-1,427.45	-1,011.48	197.18	-1,659.29	-699.65
209	9,300.00	[GJ per Annum]	-1,218.57	-1,562.87	-887.66	-1,280.65	-1,442.39	-1,022.66	199.12	-1,676.60	-709.34
210	9,400.00	[GJ per Annum]	-1,231.04	-1,579.02	-896.75	-1,293.90	-1,457.33	-1,033.84	201.06	-1,693.91	-719.04
211	9,500.00	[GJ per Annum]	-1,243.51	-1,595.18	-905.84	-1,307.14	-1,472.27	-1,045.02	203.01	-1,711.22	-728.74
212	9,600.00	[GJ per Annum]	-1,255.98	-1,611.33	-914.94	-1,320.39	-1,487.21	-1,056.20	204.95	-1,728.53	-738.44

-333.45	-237.38	-274.18	2,028.88	699.00	700.17	-1,675.57	-	-
-340.84	-242.64	-280.26	2,057.60	714.00	715.17	-1,726.34	-	-
-348.23	-247.89	-286.33	2,086.32	729.00	730.17	-1,777.10	-	-
-355.62	-253.15	-292.40	2,115.05	744.00	745.17	-1,827.87	-	-
-363.00	-258.41	-298.48	2,143.77	759.00	760.17	-1,878.63	-	-
-370.39	-263.67	-304.55	2,172.49	774.00	775.17	-1,929.40	-	-
-377.78	-268.93	-310.63	2,201.21	789.00	790.17	-1,980.16	-	-
-384.73	-273.88	-316.34	2,186.82	802.00	803.17	-2,062.73	-	-
-391.68	-278.82	-322.06	2,172.43	815.00	816.17	-2,145.29	-	-
-398.63	-283.77	-327.77	2,158.04	828.00	829.17	-2,227.86	-	-
-405.58	-288.72	-333.48	2,143.65	841.00	842.17	-2,310.43	-	-
-412.53	-293.67	-339.20	2,129.26	854.00	855.17	-2,392.99	-	-
-419.48	-298.61	-344.91	2,114.87	867.00	868.17	-2,475.56	-	-
-426.43	-303.56	-350.63	2,100.48	880.00	881.17	-2,558.12	-	-
-433.38	-308.51	-356.34	2,086.09	893.00	894.17	-2,640.69	-	-
-440.33	-313.45	-362.06	2,071.70	906.00	907.17	-2,723.25	-	-
-447.27	-318.40	-367.77	2,057.32	919.00	920.17	-2,805.82	-	-
-454.22	-323.35	-373.48	2,042.93	932.00	933.17	-2,888.38	-	-
-461.17	-328.30	-379.20	2,028.54	945.00	946.17	-2,970.95	-	-
-468.12	-333.24	-384.91	2,014.15	958.00	959.17	-3,053.51	-	-
-475.07	-338.19	-390.63	1,999.76	971.00	972.17	-3,136.08	-	-
-482.02	-343.14	-396.34	1,985.37	984.00	985.17	-3,218.65	-	-
-488.97	-348.08	-402.05	1,970.98	997.00	998.17	-3,301.21	-	-
-495.92	-353.03	-407.77	1,956.59	1,010.00	1,011.17	-3,383.78	-	-
-502.87	-357.98	-413.48	1,942.20	1,023.00	1,024.17	-3,466.34	-	-
-509.82	-362.93	-419.20	1,927.81	1,036.00	1,037.17	-3,548.91	-	-
-516.77	-367.87	-424.91	1,913.42	1,049.00	1,050.17	-3,631.47	-	-
-523.72	-372.82	-430.63	1,899.03	1,062.00	1,063.17	-3,714.04	-	-
-530.67	-377.77	-436.34	1,884.64	1,075.00	1,076.17	-3,796.60	-	-
-537.62	-382.71	-442.05	1,870.25	1,088.00	1,089.17	-3,879.17	-	-
-544.57	-387.66	-447.77	1,855.87	1,101.00	1,102.17	-3,961.74	-	-
-551.52	-392.61	-453.48	1,841.48	1,114.00	1,115.17	-4,044.30	-	-
-558.47	-397.55	-459.20	1,827.09	1,127.00	1,128.17	-4,126.87	-	-
-565.42	-402.50	-464.91	1,812.70	1,140.00	1,141.17	-4,209.43	-	-
-572.36	-407.45	-470.62	1,798.31	1,153.00	1,154.17	-4,292.00	-	-
-579.31	-412.40	-476.34	1,783.92	1,166.00	1,167.17	-4,374.56	-	-
-586.26	-417.34	-482.05	1,769.53	1,179.00	1,180.17	-4,457.13	-	-
-593.21	-422.29	-487.77	1,755.14	1,192.00	1,193.17	-4,539.69	-	-
-600.16	-427.24	-493.48	1,740.75	1,205.00	1,206.17	-4,622.26	-	-
-607.11	-432.18	-499.20	1,726.36	1,218.00	1,219.17	-4,704.83	-	-
-614.06	-437.13	-504.91	1,711.97	1,231.00	1,232.17	-4,787.39	-	-
-621.01	-442.08	-510.62	1,697.58	1,244.00	1,245.17	-4,869.96	-	-
-627.96	-447.03	-516.34	1,683.19	1,257.00	1,258.17	-4,952.52	-	-
-634.91	-451.97	-522.05	1,668.80	1,270.00	1,271.17	-5,035.09	-	-
-641.86	-456.92	-527.77	1,654.42	1,283.00	1,284.17	-5,117.65	-	-
-648.81	-461.87	-533.48	1,640.03	1,296.00	1,297.17	-5,200.22	-	-
-655.76	-466.81	-539.19	1,625.64	1,309.00	1,310.17	-5,282.78	-	-
-662.71	-471.76	-544.91	1,611.25	1,322.00	1,323.17	-5,365.35	-	-
-669.66	-476.71	-550.62	1,596.86	1,335.00	1,336.17	-5,447.92	-	-
-676.61	-481.66	-556.34	1,582.47	1,348.00	1,349.17	-5,530.48	-	-
-683.56	-486.60	-562.05	1,568.08	1,361.00	1,362.17	-5,613.05	-	-
-690.51	-491.55	-567.77	1,553.69	1,374.00	1,375.17	-5,695.61	-	-
-697.45	-496.50	-573.48	1,539.30	1,387.00	1,388.17	-5,778.18	-	-

213		9,700.00	[GJ per Annum]	-1,268.45	-1,627.49	-924.03	-1,333.63	-1,502.15	-1,067.37	206.90	-1,745.84	-748.14
214		9,800.00	[GJ per Annum]	-1,280.92	-1,643.64	-933.12	-1,346.88	-1,517.09	-1,078.55	208.84	-1,763.14	-757.84
215		9,900.00	[GJ per Annum]	-1,293.39	-1,659.80	-942.21	-1,360.12	-1,532.03	-1,089.73	210.78	-1,780.45	-767.54
216		10,000.00	[GJ per Annum]	-1,305.86	-1,675.95	-951.30	-1,373.37	-1,546.97	-1,100.91	212.73	-1,797.76	-777.24
217	Payment Variation											
218		100.00	[GJ per Annum]	-0.02	-0.03	-0.02	-0.02	-0.03	-0.02	0.00	-0.04	0.01
219		200.00	[GJ per Annum]	-0.02	-0.03	-0.02	-0.03	-0.03	-0.02	0.00	-0.04	0.00
220		300.00	[GJ per Annum]	-0.02	-0.03	-0.02	-0.03	-0.03	-0.02	0.00	-0.04	0.00
221		400.00	[GJ per Annum]	-0.02	-0.03	-0.02	-0.03	-0.03	-0.02	0.00	-0.04	-0.00
222		500.00	[GJ per Annum]	-0.02	-0.03	-0.02	-0.03	-0.03	-0.02	0.00	-0.04	-0.00
223		600.00	[GJ per Annum]	-0.02	-0.03	-0.02	-0.03	-0.03	-0.02	0.00	-0.04	-0.01
224		700.00	[GJ per Annum]	-0.02	-0.03	-0.02	-0.03	-0.03	-0.02	0.00	-0.04	-0.01
225		800.00	[GJ per Annum]	-0.02	-0.03	-0.02	-0.03	-0.03	-0.02	0.00	-0.04	-0.01
226		900.00	[GJ per Annum]	-0.02	-0.03	-0.02	-0.03	-0.03	-0.02	0.00	-0.04	-0.01
227		1,000.00	[GJ per Annum]	-0.02	-0.03	-0.02	-0.03	-0.03	-0.02	0.00	-0.04	-0.01
228		1,100.00	[GJ per Annum]	-0.02	-0.03	-0.02	-0.03	-0.03	-0.02	0.00	-0.04	-0.01
229		1,200.00	[GJ per Annum]	-0.02	-0.03	-0.02	-0.03	-0.03	-0.02	0.00	-0.04	-0.01
230		1,300.00	[GJ per Annum]	-0.02	-0.03	-0.02	-0.03	-0.03	-0.02	0.00	-0.04	-0.01
231		1,351.00	[GJ per Annum]	-0.02	-0.03	-0.02	-0.03	-0.03	-0.02	0.00	-0.04	-0.01
232		1,500.00	[GJ per Annum]	-0.02	-0.03	-0.02	-0.03	-0.03	-0.02	0.00	-0.04	-0.01
233		1,600.00	[GJ per Annum]	-0.02	-0.03	-0.02	-0.03	-0.03	-0.02	0.00	-0.04	-0.01
234		1,700.00	[GJ per Annum]	-0.02	-0.03	-0.02	-0.03	-0.03	-0.02	0.00	-0.04	-0.01
235		1,800.00	[GJ per Annum]	-0.02	-0.03	-0.02	-0.03	-0.03	-0.02	0.00	-0.04	-0.01
236		1,900.00	[GJ per Annum]	-0.02	-0.03	-0.02	-0.03	-0.03	-0.02	0.00	-0.04	-0.01
237		2,000.00	[GJ per Annum]	-0.02	-0.03	-0.02	-0.03	-0.03	-0.02	0.00	-0.04	-0.01
238		2,100.00	[GJ per Annum]	-0.02	-0.03	-0.02	-0.03	-0.03	-0.02	0.00	-0.04	-0.01
239		2,200.00	[GJ per Annum]	-0.02	-0.03	-0.02	-0.03	-0.03	-0.02	0.00	-0.04	-0.01
240		2,300.00	[GJ per Annum]	-0.02	-0.03	-0.02	-0.03	-0.03	-0.02	0.00	-0.04	-0.01
241		2,400.00	[GJ per Annum]	-0.02	-0.03	-0.02	-0.03	-0.03	-0.02	0.00	-0.04	-0.01
242		2,500.00	[GJ per Annum]	-0.02	-0.03	-0.02	-0.03	-0.03	-0.02	0.00	-0.04	-0.01
243		2,600.00	[GJ per Annum]	-0.02	-0.03	-0.02	-0.03	-0.03	-0.02	0.00	-0.04	-0.01
244		2,700.00	[GJ per Annum]	-0.02	-0.03	-0.02	-0.03	-0.03	-0.02	0.00	-0.04	-0.01
245		2,800.00	[GJ per Annum]	-0.02	-0.03	-0.02	-0.03	-0.03	-0.02	0.00	-0.04	-0.01
246		2,900.00	[GJ per Annum]	-0.02	-0.03	-0.02	-0.03	-0.03	-0.02	0.00	-0.04	-0.01
247		3,000.00	[GJ per Annum]	-0.02	-0.03	-0.02	-0.03	-0.03	-0.02	0.00	-0.04	-0.01
248		3,100.00	[GJ per Annum]	-0.02	-0.03	-0.02	-0.03	-0.03	-0.02	0.00	-0.04	-0.01
249		3,200.00	[GJ per Annum]	-0.02	-0.03	-0.02	-0.03	-0.03	-0.02	0.00	-0.04	-0.01
250		3,300.00	[GJ per Annum]	-0.02	-0.03	-0.02	-0.03	-0.03	-0.02	0.00	-0.04	-0.01
251		3,400.00	[GJ per Annum]	-0.02	-0.03	-0.02	-0.03	-0.03	-0.02	0.00	-0.04	-0.01
252		3,500.00	[GJ per Annum]	-0.02	-0.03	-0.02	-0.03	-0.03	-0.02	0.00	-0.04	-0.01
253		3,600.00	[GJ per Annum]	-0.02	-0.03	-0.02	-0.03	-0.03	-0.02	0.00	-0.04	-0.01
254		3,700.00	[GJ per Annum]	-0.02	-0.03	-0.02	-0.03	-0.03	-0.02	0.00	-0.04	-0.01
255		3,800.00	[GJ per Annum]	-0.02	-0.03	-0.02	-0.03	-0.03	-0.02	0.00	-0.04	-0.01
256		3,900.00	[GJ per Annum]	-0.02	-0.03	-0.02	-0.03	-0.03	-0.02	0.00	-0.04	-0.01
257		4,000.00	[GJ per Annum]	-0.02	-0.03	-0.02	-0.03	-0.03	-0.02	0.00	-0.04	-0.01
258		4,100.00	[GJ per Annum]	-0.02	-0.03	-0.02	-0.03	-0.03	-0.02	0.00	-0.04	-0.01
259		4,200.00	[GJ per Annum]	-0.02	-0.03	-0.02	-0.03	-0.03	-0.02	0.00	-0.04	-0.01
260		4,300.00	[GJ per Annum]	-0.02	-0.03	-0.02	-0.03	-0.03	-0.02	0.00	-0.04	-0.01
261		4,400.00	[GJ per Annum]	-0.02	-0.03	-0.02	-0.03	-0.03	-0.02	0.00	-0.04	-0.01
262		4,500.00	[GJ per Annum]	-0.02	-0.03	-0.02	-0.03	-0.03	-0.02	0.00	-0.04	-0.01
263		4,600.00	[GJ per Annum]	-0.02	-0.03	-0.02	-0.03	-0.03	-0.02	0.00	-0.04	-0.01
264		4,700.00	[GJ per Annum]	-0.02	-0.03	-0.02	-0.03	-0.03	-0.02	0.00	-0.04	-0.01
265		4,800.00	[GJ per Annum]	-0.02	-0.03	-0.02	-0.03	-0.03	-0.02	0.00	-0.04	-0.01

-704.40	-501.44	-579.19	1,524.91	1,400.00	1,401.17	-5,860.74	-	-
-711.35	-506.39	-584.91	1,510.52	1,413.00	1,414.17	-5,943.31	-	-
-718.30	-511.34	-590.62	1,496.13	1,426.00	1,427.17	-6,025.87	-	-
-725.25	-516.29	-596.34	1,481.74	1,439.00	1,440.17	-6,108.44	-	-
-0.02	-0.01	-0.01	0.79	0.03	0.03	0.50	-	-
-0.02	-0.01	-0.01	0.56	0.03	0.03	0.31	-	-
-0.02	-0.01	-0.01	0.44	0.03	0.03	0.21	-	-
-0.02	-0.01	-0.01	0.36	0.03	0.03	0.15	-	-
-0.02	-0.01	-0.01	0.31	0.03	0.03	0.11	-	-
-0.02	-0.01	-0.01	0.28	0.03	0.03	0.08	-	-
-0.02	-0.01	-0.01	0.25	0.03	0.03	0.05	-	-
-0.02	-0.01	-0.01	0.23	0.03	0.03	0.04	-	-
-0.02	-0.01	-0.01	0.21	0.03	0.03	0.02	-	-
-0.02	-0.01	-0.01	0.20	0.03	0.03	0.01	-	-
-0.02	-0.01	-0.01	0.19	0.03	0.03	-0.00	-	-
-0.02	-0.01	-0.01	0.18	0.03	0.03	-0.01	-	-
-0.02	-0.01	-0.01	0.17	0.03	0.03	-0.02	-	-
-0.02	-0.01	-0.01	0.17	0.03	0.03	-0.02	-	-
-0.02	-0.01	-0.01	0.16	0.03	0.03	-0.03	-	-
-0.02	-0.01	-0.01	0.15	0.03	0.03	-0.03	-	-
-0.02	-0.01	-0.01	0.15	0.03	0.03	-0.04	-	-
-0.02	-0.01	-0.01	0.14	0.03	0.03	-0.04	-	-
-0.02	-0.01	-0.01	0.14	0.03	0.03	-0.04	-	-
-0.02	-0.01	-0.01	0.13	0.03	0.03	-0.05	-	-
-0.02	-0.01	-0.01	0.13	0.03	0.03	-0.05	-	-
-0.02	-0.01	-0.01	0.13	0.03	0.03	-0.05	-	-
-0.02	-0.01	-0.01	0.13	0.03	0.03	-0.05	-	-
-0.02	-0.01	-0.01	0.12	0.03	0.03	-0.06	-	-
-0.02	-0.01	-0.01	0.12	0.03	0.03	-0.06	-	-
-0.02	-0.01	-0.01	0.12	0.03	0.03	-0.06	-	-
-0.02	-0.01	-0.01	0.12	0.03	0.03	-0.06	-	-
-0.02	-0.01	-0.01	0.11	0.03	0.03	-0.06	-	-
-0.02	-0.01	-0.01	0.11	0.03	0.03	-0.06	-	-
-0.02	-0.01	-0.01	0.11	0.03	0.03	-0.07	-	-
-0.02	-0.01	-0.01	0.11	0.03	0.03	-0.07	-	-
-0.02	-0.01	-0.01	0.11	0.03	0.03	-0.07	-	-
-0.02	-0.01	-0.01	0.11	0.03	0.03	-0.07	-	-
-0.02	-0.01	-0.01	0.11	0.03	0.03	-0.07	-	-
-0.02	-0.01	-0.01	0.10	0.03	0.03	-0.07	-	-
-0.02	-0.01	-0.01	0.10	0.03	0.03	-0.07	-	-
-0.02	-0.01	-0.01	0.10	0.03	0.03	-0.07	-	-
-0.02	-0.01	-0.01	0.10	0.03	0.03	-0.07	-	-
-0.02	-0.01	-0.01	0.10	0.03	0.03	-0.08	-	-
-0.02	-0.01	-0.01	0.10	0.03	0.03	-0.08	-	-
-0.02	-0.01	-0.01	0.10	0.03	0.03	-0.08	-	-
-0.02	-0.01	-0.01	0.10	0.03	0.03	-0.08	-	-
-0.02	-0.01	-0.01	0.10	0.03	0.03	-0.08	-	-
-0.02	-0.01	-0.01	0.10	0.03	0.03	-0.08	-	-
-0.02	-0.01	-0.01	0.09	0.03	0.03	-0.08	-	-
-0.02	-0.01	-0.01	0.09	0.03	0.03	-0.08	-	-
-0.02	-0.01	-0.01	0.09	0.03	0.03	-0.08	-	-
-0.02	-0.01	-0.01	0.09	0.03	0.03	-0.08	-	-

266	4,900.00	[GJ per Annum]	-0.02	-0.03	-0.02	-0.03	-0.03	-0.02	0.00	-0.04	-0.01
267	5,000.00	[GJ per Annum]	-0.02	-0.03	-0.02	-0.03	-0.03	-0.02	0.00	-0.04	-0.01
268	5,100.00	[GJ per Annum]	-0.02	-0.03	-0.02	-0.03	-0.03	-0.02	0.00	-0.04	-0.01
269	5,200.00	[GJ per Annum]	-0.02	-0.03	-0.02	-0.03	-0.03	-0.02	0.00	-0.04	-0.01
270	5,300.00	[GJ per Annum]	-0.02	-0.03	-0.02	-0.03	-0.03	-0.02	0.00	-0.04	-0.01
271	5,400.00	[GJ per Annum]	-0.02	-0.03	-0.02	-0.03	-0.03	-0.02	0.00	-0.04	-0.01
272	5,500.00	[GJ per Annum]	-0.02	-0.03	-0.02	-0.03	-0.03	-0.02	0.00	-0.04	-0.01
273	5,600.00	[GJ per Annum]	-0.02	-0.03	-0.02	-0.03	-0.03	-0.02	0.00	-0.04	-0.01
274	5,700.00	[GJ per Annum]	-0.02	-0.03	-0.02	-0.03	-0.03	-0.02	0.00	-0.04	-0.01
275	5,800.00	[GJ per Annum]	-0.02	-0.03	-0.02	-0.03	-0.03	-0.02	0.00	-0.04	-0.01
276	5,900.00	[GJ per Annum]	-0.02	-0.03	-0.02	-0.03	-0.03	-0.02	0.00	-0.04	-0.01
277	6,000.00	[GJ per Annum]	-0.02	-0.03	-0.02	-0.03	-0.03	-0.02	0.00	-0.04	-0.01
278	6,100.00	[GJ per Annum]	-0.02	-0.03	-0.02	-0.03	-0.03	-0.02	0.00	-0.04	-0.01
279	6,200.00	[GJ per Annum]	-0.02	-0.03	-0.02	-0.03	-0.03	-0.02	0.00	-0.04	-0.01
280	6,300.00	[GJ per Annum]	-0.02	-0.03	-0.02	-0.03	-0.03	-0.02	0.00	-0.04	-0.01
281	6,400.00	[GJ per Annum]	-0.02	-0.03	-0.02	-0.03	-0.03	-0.02	0.00	-0.04	-0.01
282	6,500.00	[GJ per Annum]	-0.02	-0.03	-0.02	-0.03	-0.03	-0.02	0.00	-0.04	-0.01
283	6,600.00	[GJ per Annum]	-0.02	-0.03	-0.02	-0.03	-0.03	-0.02	0.00	-0.04	-0.01
284	6,700.00	[GJ per Annum]	-0.02	-0.03	-0.02	-0.03	-0.03	-0.02	0.00	-0.04	-0.01
285	6,800.00	[GJ per Annum]	-0.02	-0.03	-0.02	-0.03	-0.03	-0.02	0.00	-0.04	-0.01
286	6,900.00	[GJ per Annum]	-0.02	-0.03	-0.02	-0.03	-0.03	-0.02	0.00	-0.04	-0.01
287	7,000.00	[GJ per Annum]	-0.02	-0.03	-0.02	-0.03	-0.03	-0.02	0.00	-0.04	-0.01
288	7,100.00	[GJ per Annum]	-0.02	-0.03	-0.02	-0.03	-0.03	-0.02	0.00	-0.04	-0.01
289	7,200.00	[GJ per Annum]	-0.02	-0.03	-0.02	-0.03	-0.03	-0.02	0.00	-0.04	-0.01
290	7,300.00	[GJ per Annum]	-0.02	-0.03	-0.02	-0.03	-0.03	-0.02	0.00	-0.04	-0.01
291	7,400.00	[GJ per Annum]	-0.02	-0.03	-0.02	-0.03	-0.03	-0.02	0.00	-0.04	-0.01
292	7,500.00	[GJ per Annum]	-0.02	-0.03	-0.02	-0.03	-0.03	-0.02	0.00	-0.04	-0.01
293	7,600.00	[GJ per Annum]	-0.02	-0.03	-0.02	-0.03	-0.03	-0.02	0.00	-0.04	-0.01
294	7,700.00	[GJ per Annum]	-0.02	-0.03	-0.02	-0.03	-0.03	-0.02	0.00	-0.04	-0.01
295	7,800.00	[GJ per Annum]	-0.02	-0.03	-0.02	-0.03	-0.03	-0.02	0.00	-0.04	-0.01
296	7,900.00	[GJ per Annum]	-0.02	-0.03	-0.02	-0.03	-0.03	-0.02	0.00	-0.04	-0.01
297	8,000.00	[GJ per Annum]	-0.02	-0.03	-0.02	-0.03	-0.03	-0.02	0.00	-0.04	-0.01
298	8,100.00	[GJ per Annum]	-0.02	-0.03	-0.02	-0.03	-0.03	-0.02	0.00	-0.04	-0.01
299	8,200.00	[GJ per Annum]	-0.02	-0.03	-0.02	-0.03	-0.03	-0.02	0.00	-0.04	-0.01
300	8,300.00	[GJ per Annum]	-0.02	-0.03	-0.02	-0.03	-0.03	-0.02	0.00	-0.04	-0.02
301	8,400.00	[GJ per Annum]	-0.02	-0.03	-0.02	-0.03	-0.03	-0.02	0.00	-0.04	-0.02
302	8,500.00	[GJ per Annum]	-0.02	-0.03	-0.02	-0.03	-0.03	-0.02	0.00	-0.04	-0.02
303	8,600.00	[GJ per Annum]	-0.02	-0.03	-0.02	-0.03	-0.03	-0.02	0.00	-0.04	-0.02
304	8,700.00	[GJ per Annum]	-0.02	-0.03	-0.02	-0.03	-0.03	-0.02	0.00	-0.04	-0.02
305	8,800.00	[GJ per Annum]	-0.02	-0.03	-0.02	-0.03	-0.03	-0.02	0.00	-0.04	-0.02
306	8,900.00	[GJ per Annum]	-0.02	-0.03	-0.02	-0.03	-0.03	-0.02	0.00	-0.04	-0.02
307	9,000.00	[GJ per Annum]	-0.02	-0.03	-0.02	-0.03	-0.03	-0.02	0.00	-0.04	-0.02
308	9,100.00	[GJ per Annum]	-0.02	-0.03	-0.02	-0.03	-0.03	-0.02	0.00	-0.04	-0.02
309	9,200.00	[GJ per Annum]	-0.02	-0.03	-0.02	-0.03	-0.03	-0.02	0.00	-0.04	-0.02
310	9,300.00	[GJ per Annum]	-0.02	-0.03	-0.02	-0.03	-0.03	-0.02	0.00	-0.04	-0.02
311	9,400.00	[GJ per Annum]	-0.02	-0.03	-0.02	-0.03	-0.03	-0.02	0.00	-0.04	-0.02
312	9,500.00	[GJ per Annum]	-0.02	-0.03	-0.02	-0.03	-0.03	-0.02	0.00	-0.04	-0.02
313	9,600.00	[GJ per Annum]	-0.02	-0.03	-0.02	-0.03	-0.03	-0.02	0.00	-0.04	-0.02
314	9,700.00	[GJ per Annum]	-0.02	-0.03	-0.02	-0.03	-0.03	-0.02	0.00	-0.04	-0.02
315	9,800.00	[GJ per Annum]	-0.02	-0.03	-0.02	-0.03	-0.03	-0.02	0.00	-0.04	-0.02
316	9,900.00	[GJ per Annum]	-0.02	-0.03	-0.02	-0.03	-0.03	-0.02	0.00	-0.04	-0.02
317	10,000.00	[GJ per Annum]	-0.02	-0.03	-0.02	-0.03	-0.03	-0.02	0.00	-0.04	-0.02

-0.02	-0.01	-0.01	0.09	0.03	0.03	-0.08	-	-
-0.02	-0.01	-0.01	0.09	0.03	0.03	-0.08	-	-
-0.02	-0.01	-0.01	0.09	0.03	0.03	-0.08	-	-
-0.02	-0.01	-0.01	0.09	0.03	0.03	-0.09	-	-
-0.02	-0.01	-0.01	0.09	0.03	0.03	-0.09	-	-
-0.02	-0.01	-0.01	0.08	0.03	0.03	-0.09	-	-
-0.02	-0.01	-0.01	0.08	0.03	0.03	-0.09	-	-
-0.02	-0.01	-0.01	0.08	0.03	0.03	-0.09	-	-
-0.02	-0.01	-0.01	0.08	0.03	0.03	-0.09	-	-
-0.02	-0.01	-0.01	0.08	0.03	0.03	-0.10	-	-
-0.02	-0.01	-0.01	0.07	0.03	0.03	-0.10	-	-
-0.02	-0.01	-0.01	0.07	0.03	0.03	-0.10	-	-
-0.02	-0.01	-0.01	0.07	0.03	0.03	-0.10	-	-
-0.02	-0.01	-0.01	0.07	0.03	0.03	-0.10	-	-
-0.02	-0.01	-0.01	0.07	0.03	0.03	-0.10	-	-
-0.02	-0.01	-0.01	0.07	0.03	0.03	-0.10	-	-
-0.02	-0.01	-0.01	0.06	0.03	0.03	-0.10	-	-
-0.02	-0.01	-0.01	0.06	0.03	0.03	-0.11	-	-
-0.02	-0.01	-0.01	0.06	0.03	0.03	-0.11	-	-
-0.02	-0.01	-0.01	0.06	0.03	0.03	-0.11	-	-
-0.02	-0.01	-0.01	0.06	0.03	0.03	-0.11	-	-
-0.02	-0.01	-0.01	0.06	0.03	0.03	-0.11	-	-
-0.02	-0.01	-0.01	0.06	0.03	0.03	-0.11	-	-
-0.02	-0.01	-0.01	0.06	0.03	0.03	-0.11	-	-
-0.02	-0.01	-0.01	0.05	0.03	0.03	-0.11	-	-
-0.02	-0.01	-0.01	0.05	0.03	0.03	-0.11	-	-
-0.02	-0.01	-0.01	0.05	0.03	0.03	-0.12	-	-
-0.02	-0.01	-0.01	0.05	0.03	0.03	-0.12	-	-
-0.02	-0.01	-0.01	0.05	0.03	0.03	-0.12	-	-
-0.02	-0.01	-0.01	0.05	0.03	0.03	-0.12	-	-
-0.02	-0.01	-0.01	0.05	0.03	0.03	-0.12	-	-
-0.02	-0.01	-0.01	0.05	0.03	0.03	-0.12	-	-
-0.02	-0.01	-0.01	0.04	0.03	0.03	-0.12	-	-
-0.02	-0.01	-0.01	0.04	0.03	0.03	-0.12	-	-
-0.02	-0.01	-0.01	0.04	0.03	0.03	-0.12	-	-
-0.02	-0.01	-0.01	0.04	0.03	0.03	-0.12	-	-
-0.02	-0.01	-0.01	0.04	0.03	0.03	-0.12	-	-
-0.02	-0.01	-0.01	0.04	0.03	0.03	-0.13	-	-
-0.02	-0.01	-0.01	0.04	0.03	0.03	-0.13	-	-
-0.02	-0.01	-0.01	0.04	0.03	0.03	-0.13	-	-
-0.02	-0.01	-0.01	0.04	0.03	0.03	-0.13	-	-
-0.02	-0.01	-0.01	0.04	0.03	0.03	-0.13	-	-
-0.02	-0.01	-0.01	0.04	0.03	0.03	-0.13	-	-
-0.02	-0.01	-0.01	0.04	0.03	0.03	-0.13	-	-
-0.02	-0.01	-0.01	0.04	0.03	0.03	-0.13	-	-
-0.02	-0.01	-0.01	0.03	0.03	0.03	-0.13	-	-
-0.02	-0.01	-0.01	0.03	0.03	0.03	-0.13	-	-
-0.02	-0.01	-0.01	0.03	0.03	0.03	-0.13	-	-
-0.02	-0.01	-0.01	0.03	0.03	0.03	-0.13	-	-
-0.02	-0.01	-0.01	0.03	0.03	0.03	-0.13	-	-

318	Payment per GJ Annum											
319	100.00	[GJ per Annum]	12.33	12.05	11.69	11.50	11.21	10.88	10.65	10.70	10.32	10.45
320	200.00	[GJ per Annum]	9.12	8.92	8.65	8.50	8.29	8.05	7.88	7.92	7.64	7.67
321	300.00	[GJ per Annum]	8.05	7.87	7.64	7.51	7.32	7.11	6.96	6.99	6.74	6.74
322	400.00	[GJ per Annum]	7.52	7.35	7.13	7.01	6.83	6.63	6.50	6.53	6.30	6.28
323	500.00	[GJ per Annum]	7.20	7.04	6.83	6.71	6.54	6.35	6.22	6.25	6.03	6.00
324	600.00	[GJ per Annum]	6.98	6.83	6.63	6.51	6.35	6.16	6.04	6.06	5.85	5.82
325	700.00	[GJ per Annum]	6.83	6.68	6.48	6.37	6.21	6.03	5.90	5.93	5.72	5.68
326	800.00	[GJ per Annum]	6.72	6.56	6.37	6.26	6.10	5.93	5.80	5.83	5.62	5.59
327	900.00	[GJ per Annum]	6.63	6.48	6.29	6.18	6.02	5.85	5.73	5.75	5.55	5.51
328	1,000.00	[GJ per Annum]	6.56	6.41	6.22	6.11	5.96	5.78	5.67	5.69	5.49	5.45
329	1,100.00	[GJ per Annum]	6.50	6.35	6.16	6.06	5.91	5.73	5.62	5.64	5.44	5.40
330	1,200.00	[GJ per Annum]	6.45	6.30	6.12	6.01	5.86	5.69	5.57	5.60	5.40	5.35
331	1,300.00	[GJ per Annum]	6.41	6.26	6.08	5.97	5.82	5.65	5.54	5.56	5.37	5.32
332	1,351.00	[GJ per Annum]	6.39	6.25	6.06	5.96	5.81	5.64	5.52	5.55	5.35	5.30
333	1,500.00	[GJ per Annum]	6.34	6.20	6.02	5.91	5.76	5.60	5.48	5.51	5.31	5.26
334	1,600.00	[GJ per Annum]	6.32	6.17	5.99	5.89	5.74	5.57	5.46	5.48	5.29	5.24
335	1,700.00	[GJ per Annum]	6.29	6.15	5.97	5.87	5.72	5.55	5.44	5.46	5.27	5.22
336	1,800.00	[GJ per Annum]	6.27	6.13	5.95	5.85	5.70	5.53	5.42	5.44	5.25	5.20
337	1,900.00	[GJ per Annum]	6.25	6.11	5.93	5.83	5.68	5.52	5.40	5.43	5.23	5.18
338	2,000.00	[GJ per Annum]	6.24	6.09	5.92	5.81	5.67	5.50	5.39	5.41	5.22	5.17
339	2,100.00	[GJ per Annum]	6.22	6.08	5.90	5.80	5.65	5.49	5.38	5.40	5.21	5.15
340	2,200.00	[GJ per Annum]	6.21	6.07	5.89	5.79	5.64	5.48	5.36	5.39	5.20	5.14
341	2,300.00	[GJ per Annum]	6.19	6.05	5.88	5.77	5.63	5.46	5.35	5.38	5.19	5.13
342	2,400.00	[GJ per Annum]	6.18	6.04	5.86	5.76	5.62	5.45	5.34	5.37	5.18	5.12
343	2,500.00	[GJ per Annum]	6.17	6.03	5.85	5.75	5.61	5.44	5.33	5.36	5.17	5.11
344	2,600.00	[GJ per Annum]	6.16	6.02	5.85	5.74	5.60	5.44	5.33	5.35	5.16	5.10
345	2,700.00	[GJ per Annum]	6.15	6.01	5.84	5.74	5.59	5.43	5.32	5.34	5.15	5.10
346	2,800.00	[GJ per Annum]	6.14	6.01	5.83	5.73	5.58	5.42	5.31	5.33	5.14	5.09
347	2,900.00	[GJ per Annum]	6.14	6.00	5.82	5.72	5.58	5.41	5.30	5.33	5.14	5.08
348	3,000.00	[GJ per Annum]	6.13	5.99	5.81	5.71	5.57	5.41	5.30	5.32	5.13	5.08
349	3,100.00	[GJ per Annum]	6.12	5.98	5.81	5.71	5.56	5.40	5.29	5.31	5.13	5.07
350	3,200.00	[GJ per Annum]	6.12	5.98	5.80	5.70	5.56	5.40	5.29	5.31	5.12	5.06
351	3,300.00	[GJ per Annum]	6.11	5.97	5.80	5.70	5.55	5.39	5.28	5.30	5.12	5.06
352	3,400.00	[GJ per Annum]	6.10	5.97	5.79	5.69	5.55	5.38	5.28	5.30	5.11	5.05
353	3,500.00	[GJ per Annum]	6.10	5.96	5.79	5.68	5.54	5.38	5.27	5.29	5.11	5.05
354	3,600.00	[GJ per Annum]	6.09	5.96	5.78	5.68	5.54	5.38	5.27	5.29	5.10	5.04
355	3,700.00	[GJ per Annum]	6.09	5.95	5.78	5.68	5.53	5.37	5.26	5.29	5.10	5.04
356	3,800.00	[GJ per Annum]	6.08	5.95	5.77	5.67	5.53	5.37	5.26	5.28	5.09	5.04
357	3,900.00	[GJ per Annum]	6.08	5.94	5.77	5.67	5.52	5.36	5.25	5.28	5.09	5.03
358	4,000.00	[GJ per Annum]	6.08	5.94	5.76	5.66	5.52	5.36	5.25	5.27	5.09	5.03
359	4,100.00	[GJ per Annum]	6.07	5.93	5.76	5.66	5.52	5.36	5.25	5.27	5.08	5.03
360	4,200.00	[GJ per Annum]	6.07	5.93	5.76	5.66	5.51	5.35	5.24	5.27	5.08	5.02
361	4,300.00	[GJ per Annum]	6.06	5.93	5.75	5.65	5.51	5.35	5.24	5.26	5.08	5.02
362	4,400.00	[GJ per Annum]	6.06	5.92	5.75	5.65	5.51	5.35	5.24	5.26	5.07	5.02
363	4,500.00	[GJ per Annum]	6.06	5.92	5.75	5.65	5.50	5.34	5.24	5.26	5.07	5.01
364	4,600.00	[GJ per Annum]	6.05	5.92	5.74	5.64	5.50	5.34	5.23	5.26	5.07	5.01
365	4,700.00	[GJ per Annum]	6.05	5.91	5.74	5.64	5.50	5.34	5.23	5.25	5.07	5.01
366	4,800.00	[GJ per Annum]	6.05	5.91	5.74	5.64	5.50	5.34	5.23	5.25	5.06	5.01
367	4,900.00	[GJ per Annum]	6.05	5.91	5.74	5.64	5.49	5.33	5.23	5.25	5.06	5.00
368	5,000.00	[GJ per Annum]	6.04	5.91	5.73	5.63	5.49	5.33	5.22	5.25	5.06	5.00
369	5,100.00	[GJ per Annum]	6.03	5.90	5.73	5.63	5.48	5.32	5.22	5.24	5.05	4.99
370	5,200.00	[GJ per Annum]	6.03	5.89	5.72	5.62	5.48	5.32	5.21	5.23	5.05	4.99

10.29	10.18	10.05	17.99	18.53	19.08	15.12	15.12	15.12
7.55	7.47	7.38	11.49	11.84	12.19	9.66	9.66	9.66
6.64	6.57	6.49	9.32	9.60	9.89	7.84	7.84	7.84
6.19	6.12	6.04	8.24	8.49	8.74	6.93	6.93	6.93
5.91	5.85	5.77	7.59	7.82	8.05	6.38	6.38	6.38
5.73	5.67	5.59	7.16	7.37	7.59	6.02	6.02	6.02
5.60	5.54	5.47	6.85	7.05	7.26	5.76	5.76	5.76
5.50	5.44	5.37	6.62	6.81	7.01	5.56	5.56	5.56
5.42	5.37	5.30	6.43	6.63	6.82	5.41	5.41	5.41
5.36	5.31	5.24	6.29	6.48	6.67	5.29	5.29	5.29
5.31	5.26	5.19	6.17	6.36	6.54	5.19	5.19	5.19
5.27	5.21	5.15	6.07	6.26	6.44	5.11	5.11	5.11
5.24	5.18	5.11	5.99	6.17	6.35	5.04	5.04	5.04
5.22	5.16	5.10	5.95	6.13	6.31	5.00	5.00	5.00
5.18	5.12	5.06	5.86	6.03	6.21	4.92	4.92	4.92
5.16	5.10	5.04	5.80	5.98	6.15	4.88	4.88	4.88
5.14	5.08	5.02	5.75	5.93	6.10	4.84	4.84	4.84
5.12	5.06	5.00	5.71	5.88	6.06	4.80	4.80	4.80
5.10	5.05	4.98	5.67	5.84	6.02	4.77	4.77	4.77
5.09	5.03	4.97	5.64	5.81	5.98	4.74	4.74	4.74
5.08	5.02	4.96	5.61	5.78	5.95	4.72	4.72	4.72
5.07	5.01	4.95	5.58	5.75	5.92	4.69	4.69	4.69
5.05	5.00	4.94	5.56	5.72	5.89	4.67	4.67	4.67
5.04	4.99	4.93	5.53	5.70	5.86	4.65	4.65	4.65
5.04	4.98	4.92	5.51	5.68	5.84	4.63	4.63	4.63
5.03	4.97	4.91	5.49	5.66	5.82	4.62	4.62	4.62
5.02	4.96	4.90	5.47	5.64	5.80	4.60	4.60	4.60
5.01	4.96	4.89	5.45	5.62	5.78	4.59	4.59	4.59
5.00	4.95	4.89	5.44	5.60	5.77	4.57	4.57	4.57
5.00	4.94	4.88	5.42	5.59	5.75	4.56	4.56	4.56
4.99	4.94	4.88	5.41	5.57	5.73	4.55	4.55	4.55
4.99	4.93	4.87	5.40	5.56	5.72	4.54	4.54	4.54
4.98	4.93	4.86	5.38	5.55	5.71	4.53	4.53	4.53
4.98	4.92	4.86	5.37	5.53	5.70	4.52	4.52	4.52
4.97	4.92	4.86	5.36	5.52	5.68	4.51	4.51	4.51
4.97	4.91	4.85	5.35	5.51	5.67	4.50	4.50	4.50
4.96	4.91	4.85	5.34	5.50	5.66	4.49	4.49	4.49
4.96	4.91	4.84	5.33	5.49	5.65	4.48	4.48	4.48
4.96	4.90	4.84	5.32	5.48	5.64	4.48	4.48	4.48
4.95	4.90	4.84	5.32	5.47	5.63	4.47	4.47	4.47
4.95	4.90	4.83	5.31	5.47	5.63	4.46	4.46	4.46
4.95	4.89	4.83	5.30	5.46	5.62	4.46	4.46	4.46
4.94	4.89	4.83	5.29	5.45	5.61	4.45	4.45	4.45
4.94	4.89	4.82	5.29	5.44	5.60	4.44	4.44	4.44
4.94	4.88	4.82	5.28	5.44	5.60	4.44	4.44	4.44
4.94	4.88	4.82	5.27	5.43	5.59	4.43	4.43	4.43
4.93	4.88	4.82	5.27	5.42	5.58	4.43	4.43	4.43
4.93	4.88	4.81	5.26	5.42	5.58	4.42	4.42	4.42
4.93	4.87	4.81	5.26	5.41	5.57	4.42	4.42	4.42
4.93	4.87	4.81	5.25	5.41	5.57	4.41	4.41	4.41
4.92	4.86	4.80	5.23	5.39	5.55	4.40	4.40	4.40
4.91	4.86	4.79	5.21	5.37	5.53	4.38	4.38	4.38

371	5,300.00	[GJ per Annum]	6.02	5.88	5.71	5.61	5.47	5.31	5.20	5.22	5.04	4.98
372	5,400.00	[GJ per Annum]	6.01	5.88	5.70	5.60	5.46	5.30	5.20	5.22	5.03	4.97
373	5,500.00	[GJ per Annum]	6.00	5.87	5.70	5.60	5.46	5.30	5.19	5.21	5.03	4.96
374	5,600.00	[GJ per Annum]	6.00	5.86	5.69	5.59	5.45	5.29	5.18	5.21	5.02	4.96
375	5,700.00	[GJ per Annum]	5.99	5.86	5.68	5.59	5.44	5.29	5.18	5.20	5.02	4.95
376	5,800.00	[GJ per Annum]	5.98	5.85	5.68	5.58	5.44	5.28	5.17	5.19	5.01	4.95
377	5,900.00	[GJ per Annum]	5.98	5.84	5.67	5.57	5.43	5.28	5.17	5.19	5.00	4.94
378	6,000.00	[GJ per Annum]	5.97	5.84	5.67	5.57	5.43	5.27	5.16	5.18	5.00	4.93
379	6,100.00	[GJ per Annum]	5.97	5.83	5.66	5.56	5.42	5.26	5.16	5.18	4.99	4.93
380	6,200.00	[GJ per Annum]	5.96	5.83	5.66	5.56	5.42	5.26	5.15	5.17	4.99	4.92
381	6,300.00	[GJ per Annum]	5.96	5.82	5.65	5.55	5.41	5.26	5.15	5.17	4.98	4.92
382	6,400.00	[GJ per Annum]	5.95	5.82	5.65	5.55	5.41	5.25	5.14	5.16	4.98	4.91
383	6,500.00	[GJ per Annum]	5.95	5.81	5.64	5.54	5.40	5.25	5.14	5.16	4.98	4.91
384	6,600.00	[GJ per Annum]	5.94	5.81	5.64	5.54	5.40	5.24	5.13	5.15	4.97	4.90
385	6,700.00	[GJ per Annum]	5.94	5.80	5.63	5.53	5.40	5.24	5.13	5.15	4.97	4.90
386	6,800.00	[GJ per Annum]	5.93	5.80	5.63	5.53	5.39	5.23	5.12	5.15	4.96	4.90
387	6,900.00	[GJ per Annum]	5.93	5.79	5.62	5.53	5.39	5.23	5.12	5.14	4.96	4.89
388	7,000.00	[GJ per Annum]	5.92	5.79	5.62	5.52	5.38	5.23	5.12	5.14	4.96	4.89
389	7,100.00	[GJ per Annum]	5.92	5.79	5.62	5.52	5.38	5.22	5.11	5.13	4.95	4.88
390	7,200.00	[GJ per Annum]	5.91	5.78	5.61	5.51	5.38	5.22	5.11	5.13	4.95	4.88
391	7,300.00	[GJ per Annum]	5.91	5.78	5.61	5.51	5.37	5.22	5.11	5.13	4.95	4.87
392	7,400.00	[GJ per Annum]	5.91	5.77	5.60	5.51	5.37	5.21	5.10	5.12	4.94	4.87
393	7,500.00	[GJ per Annum]	5.90	5.77	5.60	5.50	5.36	5.21	5.10	5.12	4.94	4.87
394	7,600.00	[GJ per Annum]	5.90	5.77	5.60	5.50	5.36	5.21	5.10	5.12	4.94	4.86
395	7,700.00	[GJ per Annum]	5.90	5.76	5.59	5.50	5.36	5.20	5.09	5.11	4.93	4.86
396	7,800.00	[GJ per Annum]	5.89	5.76	5.59	5.49	5.36	5.20	5.09	5.11	4.93	4.86
397	7,900.00	[GJ per Annum]	5.89	5.76	5.59	5.49	5.35	5.20	5.09	5.11	4.93	4.85
398	8,000.00	[GJ per Annum]	5.88	5.75	5.58	5.49	5.35	5.19	5.08	5.11	4.92	4.85
399	8,100.00	[GJ per Annum]	5.88	5.75	5.58	5.48	5.35	5.19	5.08	5.10	4.92	4.85
400	8,200.00	[GJ per Annum]	5.88	5.75	5.58	5.48	5.34	5.19	5.08	5.10	4.92	4.84
401	8,300.00	[GJ per Annum]	5.88	5.74	5.57	5.48	5.34	5.18	5.07	5.10	4.92	4.84
402	8,400.00	[GJ per Annum]	5.87	5.74	5.57	5.48	5.34	5.18	5.07	5.09	4.91	4.84
403	8,500.00	[GJ per Annum]	5.87	5.74	5.57	5.47	5.34	5.18	5.07	5.09	4.91	4.84
404	8,600.00	[GJ per Annum]	5.87	5.74	5.57	5.47	5.33	5.18	5.07	5.09	4.91	4.83
405	8,700.00	[GJ per Annum]	5.86	5.73	5.56	5.47	5.33	5.17	5.06	5.09	4.91	4.83
406	8,800.00	[GJ per Annum]	5.86	5.73	5.56	5.47	5.33	5.17	5.06	5.08	4.90	4.83
407	8,900.00	[GJ per Annum]	5.86	5.73	5.56	5.46	5.33	5.17	5.06	5.08	4.90	4.83
408	9,000.00	[GJ per Annum]	5.86	5.72	5.56	5.46	5.32	5.17	5.06	5.08	4.90	4.82
409	9,100.00	[GJ per Annum]	5.85	5.72	5.55	5.46	5.32	5.17	5.06	5.08	4.90	4.82
410	9,200.00	[GJ per Annum]	5.85	5.72	5.55	5.46	5.32	5.16	5.05	5.07	4.89	4.82
411	9,300.00	[GJ per Annum]	5.85	5.72	5.55	5.45	5.32	5.16	5.05	5.07	4.89	4.82
412	9,400.00	[GJ per Annum]	5.85	5.71	5.55	5.45	5.31	5.16	5.05	5.07	4.89	4.81
413	9,500.00	[GJ per Annum]	5.84	5.71	5.54	5.45	5.31	5.16	5.05	5.07	4.89	4.81
414	9,600.00	[GJ per Annum]	5.84	5.71	5.54	5.45	5.31	5.15	5.04	5.07	4.89	4.81
415	9,700.00	[GJ per Annum]	5.84	5.71	5.54	5.44	5.31	5.15	5.04	5.06	4.88	4.81
416	9,800.00	[GJ per Annum]	5.84	5.71	5.54	5.44	5.31	5.15	5.04	5.06	4.88	4.80
417	9,900.00	[GJ per Annum]	5.83	5.70	5.54	5.44	5.30	5.15	5.04	5.06	4.88	4.80
418	10,000.00	[GJ per Annum]	5.83	5.70	5.53	5.44	5.30	5.15	5.04	5.06	4.88	4.80

4.90	4.85	4.79	5.20	5.35	5.51	4.37	4.37	4.37
4.90	4.84	4.78	5.18	5.33	5.49	4.35	4.35	4.35
4.89	4.84	4.77	5.16	5.32	5.47	4.34	4.34	4.34
4.88	4.83	4.77	5.15	5.30	5.46	4.33	4.33	4.33
4.88	4.82	4.76	5.13	5.29	5.44	4.31	4.31	4.31
4.87	4.82	4.76	5.12	5.27	5.42	4.30	4.30	4.30
4.87	4.81	4.75	5.10	5.26	5.41	4.29	4.29	4.29
4.86	4.81	4.75	5.09	5.24	5.39	4.28	4.28	4.28
4.85	4.80	4.74	5.08	5.23	5.38	4.27	4.27	4.27
4.85	4.80	4.74	5.06	5.21	5.37	4.26	4.26	4.26
4.84	4.79	4.73	5.05	5.20	5.35	4.25	4.25	4.25
4.84	4.79	4.73	5.04	5.19	5.34	4.24	4.24	4.24
4.83	4.78	4.72	5.03	5.18	5.33	4.23	4.23	4.23
4.83	4.78	4.72	5.01	5.17	5.32	4.22	4.22	4.22
4.83	4.77	4.71	5.00	5.15	5.31	4.21	4.21	4.21
4.82	4.77	4.71	4.99	5.14	5.29	4.20	4.20	4.20
4.82	4.76	4.70	4.98	5.13	5.28	4.19	4.19	4.19
4.81	4.76	4.70	4.97	5.12	5.27	4.18	4.18	4.18
4.81	4.76	4.70	4.96	5.11	5.26	4.17	4.17	4.17
4.80	4.75	4.69	4.95	5.10	5.25	4.16	4.16	4.16
4.80	4.75	4.69	4.94	5.09	5.24	4.16	4.16	4.16
4.80	4.75	4.68	4.94	5.08	5.23	4.15	4.15	4.15
4.79	4.74	4.68	4.93	5.08	5.22	4.14	4.14	4.14
4.79	4.74	4.68	4.92	5.07	5.21	4.13	4.13	4.13
4.79	4.73	4.67	4.91	5.06	5.21	4.13	4.13	4.13
4.78	4.73	4.67	4.90	5.05	5.20	4.12	4.12	4.12
4.78	4.73	4.67	4.89	5.04	5.19	4.11	4.11	4.11
4.77	4.72	4.66	4.88	5.03	5.17	4.10	4.10	4.10
4.77	4.72	4.66	4.87	5.02	5.17	4.10	4.10	4.10
4.77	4.72	4.66	4.86	5.01	5.16	4.09	4.09	4.09
4.77	4.71	4.65	4.86	5.00	5.15	4.08	4.08	4.08
4.76	4.71	4.65	4.85	5.00	5.14	4.08	4.08	4.08
4.76	4.71	4.65	4.84	4.99	5.14	4.07	4.07	4.07
4.76	4.71	4.65	4.84	4.98	5.13	4.07	4.07	4.07
4.76	4.70	4.64	4.83	4.98	5.12	4.06	4.06	4.06
4.75	4.70	4.64	4.82	4.97	5.12	4.06	4.06	4.06
4.75	4.70	4.64	4.82	4.96	5.11	4.05	4.05	4.05
4.75	4.70	4.64	4.81	4.96	5.10	4.05	4.05	4.05
4.75	4.69	4.63	4.81	4.95	5.10	4.04	4.04	4.04
4.74	4.69	4.63	4.80	4.95	5.09	4.04	4.04	4.04
4.74	4.69	4.63	4.80	4.94	5.09	4.03	4.03	4.03
4.74	4.69	4.63	4.79	4.94	5.08	4.03	4.03	4.03
4.74	4.68	4.62	4.79	4.93	5.07	4.02	4.02	4.02
4.73	4.68	4.62	4.78	4.92	5.07	4.02	4.02	4.02
4.73	4.68	4.62	4.77	4.92	5.06	4.01	4.01	4.01
4.73	4.68	4.62	4.77	4.91	5.06	4.01	4.01	4.01
4.73	4.68	4.62	4.77	4.91	5.05	4.01	4.01	4.01

Final Decision for AGN's Second Access Arrangement

Ref	3	4	5	6	7	8	9	10	11	12	13	14	15	16	17	18	19
3								Year ending 31 December								1	
Regulatory Period								1	1	1	1	1	2	2	2	2	2
Year ending 31 December							1999	2000	2001	2002	2003	2004	2005	2006	2007	2008	2009
Months							1 to 12	1 to 12	1 to 12	1 to 12	1 to 12	1 to 12	1 to 12	1 to 12	1 to 12	1 to 12	1 to 12
Impact On B2 Customers																	
8									ACTUAL 1 (FA1) [$ 31/12/2009]					ACTUAL 2 [$ 31/12/2009]			
9	B2 Tariffs																
10		Fixed [$/year]						256.54	250.77	243.32	239.24	233.31	226.44	221.55	222.74	215.41	223.02
11		Usage 1 (Q<=100GJ/year) [$/GJ],						6.54	6.38	6.20	6.10	5.94	5.77	5.65	5.67	5.47	5.66
12		Usage 2 (Q>100GJ/year) [$/GJ],						5.89	5.76	5.59	5.49	5.34	5.20	5.10	5.12	4.94	4.84
13																	
14																	
15	Annum Payment / Annual Payment Equivalent																
16		5.00	[GJ per Annum]					289.23	282.69	274.30	269.72	263.03	255.29	249.78	251.12	242.77	251.32
17		15.00	[GJ per Annum]					354.60	346.53	336.27	330.69	322.45	313.00	306.24	307.86	297.50	307.92
18		25.00	[GJ per Annum]					419.97	410.38	398.24	391.66	381.88	370.71	362.71	364.61	352.23	364.52
19		35.00	[GJ per Annum]					485.33	474.22	460.21	452.63	441.31	428.42	419.17	421.36	406.96	421.12
20		45.00	[GJ per Annum]					550.70	538.07	522.17	513.59	500.74	486.12	475.64	478.10	461.69	477.72
21		55.00	[GJ per Annum]					616.07	601.91	584.14	574.56	560.17	543.83	532.10	534.85	516.42	534.32
22		65.00	[GJ per Annum]					681.44	665.75	646.11	635.53	619.59	601.54	588.56	591.60	571.15	590.92
23		75.00	[GJ per Annum]					746.81	729.60	708.08	696.50	679.02	659.25	645.03	648.35	625.88	647.52
24		85.00	[GJ per Annum]					812.18	793.44	770.05	757.46	738.45	716.95	701.49	705.09	680.61	704.12
25		95.00	[GJ per Annum]					877.54	857.29	832.01	818.43	797.88	774.66	757.95	761.84	735.34	760.72
26		105.00	[GJ per Annum]					939.68	918.00	890.94	876.38	854.31	829.50	811.69	815.83	787.42	813.22
27		115.00	[GJ per Annum]					998.60	975.59	946.84	931.30	907.74	881.48	862.71	867.08	836.84	861.62
28		125.00	[GJ per Annum]					1,057.51	1,033.17	1,002.73	986.22	961.17	933.46	913.72	918.32	886.26	910.02
29		135.00	[GJ per Annum]					1,116.43	1,090.76	1,058.62	1,041.15	1,014.60	985.43	964.73	969.56	935.68	958.42
30		145.00	[GJ per Annum]					1,175.34	1,148.34	1,114.51	1,096.07	1,068.03	1,037.41	1,015.75	1,020.80	985.10	1,006.82
31		154.94	[GJ per Annum]					1,233.91	1,205.59	1,170.08	1,150.68	1,121.15	1,089.09	1,066.46	1,071.74	1,034.23	1,054.94
32		170.00	[GJ per Annum]					1,322.62	1,292.30	1,254.24	1,233.39	1,201.61	1,167.36	1,143.28	1,148.91	1,108.65	1,127.82
33		180.00	[GJ per Annum]					1,381.54	1,349.89	1,310.14	1,288.31	1,255.05	1,219.33	1,194.29	1,200.15	1,158.07	1,176.22
34		190.00	[GJ per Annum]					1,440.45	1,407.47	1,366.03	1,343.23	1,308.48	1,271.31	1,245.31	1,251.39	1,207.49	1,224.62
35		200.00	[GJ per Annum]					1,499.36	1,465.06	1,421.92	1,398.16	1,361.91	1,323.29	1,296.32	1,302.63	1,256.91	1,273.02
36		210.00	[GJ per Annum]					1,558.28	1,522.64	1,477.81	1,453.08	1,415.34	1,375.27	1,347.33	1,353.87	1,306.33	1,321.42
37		220.00	[GJ per Annum]					1,617.19	1,580.23	1,533.71	1,508.01	1,468.78	1,427.24	1,398.35	1,405.11	1,355.75	1,369.82
38		230.00	[GJ per Annum]					1,676.11	1,637.81	1,589.60	1,562.93	1,522.21	1,479.22	1,449.36	1,456.36	1,405.18	1,418.22
39		240.00	[GJ per Annum]					1,735.02	1,695.40	1,645.49	1,617.86	1,575.64	1,531.20	1,500.37	1,507.60	1,454.60	1,466.62
40		250.00	[GJ per Annum]					1,793.93	1,752.98	1,701.38	1,672.78	1,629.07	1,583.18	1,551.39	1,558.84	1,504.02	1,515.02
41		260.00	[GJ per Annum]					1,852.85	1,810.57	1,757.28	1,727.71	1,682.50	1,635.15	1,602.40	1,610.08	1,553.44	1,563.42
42		270.00	[GJ per Annum]					1,911.76	1,868.15	1,813.17	1,782.63	1,735.94	1,687.13	1,653.42	1,661.32	1,602.86	1,611.82
43		280.00	[GJ per Annum]					1,970.67	1,925.74	1,869.06	1,837.56	1,789.37	1,739.11	1,704.43	1,712.56	1,652.28	1,660.22
44		290.00	[GJ per Annum]					2,029.59	1,983.32	1,924.95	1,892.48	1,842.80	1,791.09	1,755.44	1,763.81	1,701.70	1,708.62
45		300.00	[GJ per Annum]					2,088.50	2,040.91	1,980.85	1,947.40	1,896.23	1,843.06	1,806.46	1,815.05	1,751.12	1,757.02
46		310.00	[GJ per Annum]					2,147.41	2,098.49	2,036.74	2,002.33	1,949.67	1,895.04	1,857.47	1,866.29	1,800.54	1,805.42
47		320.00	[GJ per Annum]					2,206.33	2,156.08	2,092.63	2,057.25	2,003.10	1,947.02	1,908.48	1,917.53	1,849.96	1,853.82
48		330.00	[GJ per Annum]					2,265.24	2,213.66	2,148.52	2,112.18	2,056.53	1,999.00	1,959.50	1,968.77	1,899.38	1,902.22
49		340.00	[GJ per Annum]					2,324.16	2,271.25	2,204.42	2,167.10	2,109.96	2,050.97	2,010.51	2,020.01	1,948.80	1,950.62
50		350.00	[GJ per Annum]					2,383.07	2,328.83	2,260.31	2,222.03	2,163.39	2,102.95	2,061.52	2,071.26	1,998.22	1,999.02
51		360.00	[GJ per Annum]					2,441.98	2,386.42	2,316.20	2,276.95	2,216.83	2,154.93	2,112.54	2,122.50	2,047.64	2,047.42
52		370.00	[GJ per Annum]					2,500.90	2,444.00	2,372.09	2,331.88	2,270.26	2,206.91	2,163.55	2,173.74	2,097.06	2,095.82
53		380.00	[GJ per Annum]					2,559.81	2,501.59	2,427.99	2,386.80	2,323.69	2,258.88	2,214.56	2,224.98	2,146.48	2,144.22

20	21	22	23	24	25	26	27	28	29
Half years			Year Ending 30 June				Year Ending 30 June		
3	4	5	3	3	3		3	3	3
2010	2010	2011	2012	2013	2014		2012	2013	2014
1 to 6	7 to 12	1 to 6	7 to 6	7 to 6	7 to 6		7 to 6	7 to 6	7 to 6
Actual 3 [$ 31/12/2009]			FORECAST [$ 31/12/2009]				ERA Tariff Path [$ 31/12/2009]		
219.65	217.25	214.48	321.71	331.36	341.30		270.46	270.46	270.46
5.57	5.51	5.44	8.32	8.57	8.83		6.99	6.99	6.99
4.77	4.71	4.65	4.95	5.10	5.25		4.16	4.16	4.16
247.52	244.82	241.70	363.31	374.21	385.45		305.44	305.44	305.44
303.27	299.96	296.13	446.51	459.91	473.75		375.39	375.39	375.39
359.01	355.09	350.56	529.71	545.61	562.05		445.33	445.33	445.33
414.76	410.23	405.00	612.91	631.31	650.35		515.28	515.28	515.28
470.50	465.37	459.43	696.11	717.01	738.65		585.23	585.23	585.23
526.25	520.50	513.86	779.31	802.71	826.95		655.17	655.17	655.17
581.99	575.64	568.30	862.51	888.41	915.25		725.12	725.12	725.12
637.74	630.77	622.73	945.71	974.11	1,003.55		795.07	795.07	795.07
693.48	685.91	677.16	1,028.91	1,059.81	1,091.85		865.01	865.01	865.01
749.23	741.05	731.60	1,112.11	1,145.51	1,180.15		934.96	934.96	934.96
800.93	792.19	782.09	1,178.46	1,213.86	1,250.55		990.74	990.74	990.74
848.60	839.34	828.63	1,227.96	1,264.86	1,303.05		1,032.36	1,032.36	1,032.36
896.27	886.49	875.18	1,277.46	1,315.86	1,355.55		1,073.97	1,073.97	1,073.97
943.94	933.63	921.73	1,326.96	1,366.86	1,408.05		1,115.59	1,115.59	1,115.59
991.61	980.78	968.27	1,376.46	1,417.86	1,460.55		1,157.20	1,157.20	1,157.20
1,039.00	1,027.65	1,014.55	1,425.67	1,468.56	1,512.74		1,198.58	1,198.58	1,198.58
1,110.78	1,098.65	1,084.64	1,500.21	1,545.36	1,591.80		1,261.24	1,261.24	1,261.24
1,158.45	1,145.80	1,131.19	1,549.71	1,596.36	1,644.30		1,302.86	1,302.86	1,302.86
1,206.12	1,192.95	1,177.74	1,599.21	1,647.36	1,696.80		1,344.47	1,344.47	1,344.47
1,253.79	1,240.10	1,224.28	1,648.71	1,698.36	1,749.30		1,386.09	1,386.09	1,386.09
1,301.46	1,287.25	1,270.83	1,698.21	1,749.36	1,801.80		1,427.70	1,427.70	1,427.70
1,349.13	1,334.39	1,317.38	1,747.71	1,800.36	1,854.30		1,469.32	1,469.32	1,469.32
1,396.79	1,381.54	1,363.92	1,797.21	1,851.36	1,906.80		1,510.93	1,510.93	1,510.93
1,444.46	1,428.69	1,410.47	1,846.71	1,902.36	1,959.30		1,552.55	1,552.55	1,552.55
1,492.13	1,475.84	1,457.02	1,896.21	1,953.36	2,011.80		1,594.16	1,594.16	1,594.16
1,539.80	1,522.99	1,503.57	1,945.71	2,004.36	2,064.30		1,635.78	1,635.78	1,635.78
1,587.47	1,570.14	1,550.11	1,995.21	2,055.36	2,116.80		1,677.39	1,677.39	1,677.39
1,635.14	1,617.28	1,596.66	2,044.71	2,106.36	2,169.30		1,719.01	1,719.01	1,719.01
1,682.81	1,664.43	1,643.21	2,094.21	2,157.36	2,221.80		1,760.62	1,760.62	1,760.62
1,730.48	1,711.58	1,689.75	2,143.71	2,208.36	2,274.30		1,802.24	1,802.24	1,802.24
1,778.14	1,758.73	1,736.30	2,193.21	2,259.36	2,326.80		1,843.85	1,843.85	1,843.85
1,825.81	1,805.88	1,782.85	2,242.71	2,310.36	2,379.30		1,885.47	1,885.47	1,885.47
1,873.48	1,853.02	1,829.40	2,292.21	2,361.36	2,431.80		1,927.08	1,927.08	1,927.08
1,921.15	1,900.17	1,875.94	2,341.71	2,412.36	2,484.30		1,968.70	1,968.70	1,968.70
1,968.82	1,947.32	1,922.49	2,391.21	2,463.36	2,536.80		2,010.31	2,010.31	2,010.31
2,016.49	1,994.47	1,969.04	2,440.71	2,514.36	2,589.30		2,051.93	2,051.93	2,051.93
2,064.16	2,041.62	2,015.58	2,490.21	2,565.36	2,641.80		2,093.54	2,093.54	2,093.54
2,111.83	2,088.77	2,062.13	2,539.71	2,616.36	2,694.30		2,135.16	2,135.16	2,135.16

Avg Q	Cost
154.942	0.000
154.942	6000.000

Low Q	Cost
50.000	0.000
50.000	6000.000

High Q	Cost
400.000	0.000
400.000	6000.000

54	390.00	[GJ per Annum]	2,618.72	2,559.17	2,483.88	2,441.73	2,377.12	2,310.86	2,265.58	2,276.22	2,195.90	2,192.62
55	400.00	[GJ per Annum]	2,677.64	2,616.76	2,539.77	2,496.65	2,430.56	2,362.84	2,316.59	2,327.46	2,245.32	2,241.02
56	410.00	[GJ per Annum]	2,736.55	2,674.34	2,595.66	2,551.57	2,483.99	2,414.82	2,367.60	2,378.71	2,294.74	2,289.42
57	420.00	[GJ per Annum]	2,795.46	2,731.93	2,651.56	2,606.50	2,537.42	2,466.79	2,418.62	2,429.95	2,344.16	2,337.82
58	430.00	[GJ per Annum]	2,854.38	2,789.51	2,707.45	2,661.42	2,590.85	2,518.77	2,469.63	2,481.19	2,393.59	2,386.22
59	440.00	[GJ per Annum]	2,913.29	2,847.10	2,763.34	2,716.35	2,644.28	2,570.75	2,520.64	2,532.43	2,443.01	2,434.62
60	450.00	[GJ per Annum]	2,972.21	2,904.68	2,819.23	2,771.27	2,697.72	2,622.73	2,571.66	2,583.67	2,492.43	2,483.02
61	460.00	[GJ per Annum]	3,031.12	2,962.27	2,875.13	2,826.20	2,751.15	2,674.71	2,622.67	2,634.92	2,541.85	2,531.42
62	470.00	[GJ per Annum]	3,090.03	3,019.85	2,931.02	2,881.12	2,804.58	2,726.68	2,673.69	2,686.16	2,591.27	2,579.82
63	480.00	[GJ per Annum]	3,148.95	3,077.44	2,986.91	2,936.05	2,858.01	2,778.66	2,724.70	2,737.40	2,640.69	2,628.22
64	490.00	[GJ per Annum]	3,207.86	3,135.02	3,042.80	2,990.97	2,911.45	2,830.64	2,775.71	2,788.64	2,690.11	2,676.62
65	500.00	[GJ per Annum]	3,266.77	3,192.61	3,098.70	3,045.90	2,964.88	2,882.62	2,826.73	2,839.88	2,739.53	2,725.02
66	510.00	[GJ per Annum]	3,325.69	3,250.19	3,154.59	3,100.82	3,018.31	2,934.59	2,877.74	2,891.12	2,788.95	2,773.42
67	520.00	[GJ per Annum]	3,384.60	3,307.78	3,210.48	3,155.75	3,071.74	2,986.57	2,928.75	2,942.37	2,838.37	2,821.82
68	530.00	[GJ per Annum]	3,443.52	3,365.36	3,266.37	3,210.67	3,125.17	3,038.55	2,979.77	2,993.61	2,887.79	2,870.22
69	540.00	[GJ per Annum]	3,502.43	3,422.95	3,322.27	3,265.59	3,178.61	3,090.53	3,030.78	3,044.85	2,937.21	2,918.62
70	550.00	[GJ per Annum]	3,561.34	3,480.53	3,378.16	3,320.52	3,232.04	3,142.50	3,081.79	3,096.09	2,986.63	2,967.02
71	560.00	[GJ per Annum]	3,620.26	3,538.12	3,434.05	3,375.44	3,285.47	3,194.48	3,132.81	3,147.33	3,036.05	3,015.42
72	570.00	[GJ per Annum]	3,679.17	3,595.70	3,489.94	3,430.37	3,338.90	3,246.46	3,183.82	3,198.57	3,085.47	3,063.82
73	580.00	[GJ per Annum]	3,738.08	3,653.29	3,545.84	3,485.29	3,392.34	3,298.44	3,234.83	3,249.82	3,134.89	3,112.22
74	590.00	[GJ per Annum]	3,797.00	3,710.87	3,601.73	3,540.22	3,445.77	3,350.41	3,285.85	3,301.06	3,184.31	3,160.62
75	600.00	[GJ per Annum]	3,855.91	3,768.46	3,657.62	3,595.14	3,499.20	3,402.39	3,336.86	3,352.30	3,233.73	3,209.02
76	610.00	[GJ per Annum]	3,914.82	3,826.04	3,713.51	3,650.07	3,552.63	3,454.37	3,387.87	3,403.54	3,283.15	3,257.42
77	620.00	[GJ per Annum]	3,973.74	3,883.63	3,769.41	3,704.99	3,606.06	3,506.35	3,438.89	3,454.78	3,332.57	3,305.82
78	630.00	[GJ per Annum]	4,032.65	3,941.21	3,825.30	3,759.92	3,659.50	3,558.32	3,489.90	3,506.02	3,381.99	3,354.22
79	640.00	[GJ per Annum]	4,091.57	3,998.80	3,881.19	3,814.84	3,712.93	3,610.30	3,540.91	3,557.27	3,431.42	3,402.62
80	650.00	[GJ per Annum]	4,150.48	4,056.38	3,937.08	3,869.76	3,766.36	3,662.28	3,591.93	3,608.51	3,480.84	3,451.02
81	660.00	[GJ per Annum]	4,209.39	4,113.97	3,992.98	3,924.69	3,819.79	3,714.26	3,642.94	3,659.75	3,530.26	3,499.42
82	670.00	[GJ per Annum]	4,268.31	4,171.55	4,048.87	3,979.61	3,873.22	3,766.23	3,693.96	3,710.99	3,579.68	3,547.82
83	680.00	[GJ per Annum]	4,327.22	4,229.14	4,104.76	4,034.54	3,926.66	3,818.21	3,744.97	3,762.23	3,629.10	3,596.22
84	690.00	[GJ per Annum]	4,386.13	4,286.72	4,160.65	4,089.46	3,980.09	3,870.19	3,795.98	3,813.47	3,678.52	3,644.62
85	700.00	[GJ per Annum]	4,445.05	4,344.31	4,216.55	4,144.39	4,033.52	3,922.17	3,847.00	3,864.72	3,727.94	3,693.02
86	710.00	[GJ per Annum]	4,503.96	4,401.89	4,272.44	4,199.31	4,086.95	3,974.14	3,898.01	3,915.96	3,777.36	3,741.42
87	720.00	[GJ per Annum]	4,562.87	4,459.48	4,328.33	4,254.24	4,140.39	4,026.12	3,949.02	3,967.20	3,826.78	3,789.82
88	730.00	[GJ per Annum]	4,621.79	4,517.06	4,384.22	4,309.16	4,193.82	4,078.10	4,000.04	4,018.44	3,876.20	3,838.22
89	740.00	[GJ per Annum]	4,680.70	4,574.64	4,440.12	4,364.09	4,247.25	4,130.08	4,051.05	4,069.68	3,925.62	3,886.62
90	750.00	[GJ per Annum]	4,739.62	4,632.23	4,496.01	4,419.01	4,300.68	4,182.05	4,102.06	4,120.93	3,975.04	3,935.02
91	760.00	[GJ per Annum]	4,798.53	4,689.81	4,551.90	4,473.93	4,354.11	4,234.03	4,153.08	4,172.17	4,024.46	3,983.42
92	770.00	[GJ per Annum]	4,857.44	4,747.40	4,607.79	4,528.86	4,407.55	4,286.01	4,204.09	4,223.41	4,073.88	4,031.82
93	780.00	[GJ per Annum]	4,916.36	4,804.98	4,663.69	4,583.78	4,460.98	4,337.99	4,255.10	4,274.65	4,123.30	4,080.22
94	790.00	[GJ per Annum]	4,975.27	4,862.57	4,719.58	4,638.71	4,514.41	4,389.96	4,306.12	4,325.89	4,172.72	4,128.62
95	800.00	[GJ per Annum]	5,034.18	4,920.15	4,775.47	4,693.63	4,567.84	4,441.94	4,357.13	4,377.13	4,222.14	4,177.02
96	810.00	[GJ per Annum]	5,093.10	4,977.74	4,831.36	4,748.56	4,621.28	4,493.92	4,408.14	4,428.38	4,271.56	4,225.42
97	820.00	[GJ per Annum]	5,152.01	5,035.32	4,887.26	4,803.48	4,674.71	4,545.90	4,459.16	4,479.62	4,320.98	4,273.82
98	830.00	[GJ per Annum]	5,210.93	5,092.91	4,943.15	4,858.41	4,728.14	4,597.87	4,510.17	4,530.86	4,370.40	4,322.22
99	840.00	[GJ per Annum]	5,269.84	5,150.49	4,999.04	4,913.33	4,781.57	4,649.85	4,561.19	4,582.10	4,419.82	4,370.62
100	850.00	[GJ per Annum]	5,328.75	5,208.08	5,054.93	4,968.26	4,835.00	4,701.83	4,612.20	4,633.34	4,469.25	4,419.02
101	860.00	[GJ per Annum]	5,387.67	5,265.66	5,110.83	5,023.18	4,888.44	4,753.81	4,663.21	4,684.58	4,518.67	4,467.42
102	870.00	[GJ per Annum]	5,446.58	5,323.25	5,166.72	5,078.10	4,941.87	4,805.78	4,714.23	4,735.83	4,568.09	4,515.82
103	880.00	[GJ per Annum]	5,505.49	5,380.83	5,222.61	5,133.03	4,995.30	4,857.76	4,765.24	4,787.07	4,617.51	4,564.22
104	890.00	[GJ per Annum]	5,564.41	5,438.42	5,278.50	5,187.95	5,048.73	4,909.74	4,816.25	4,838.31	4,666.93	4,612.62
105	900.00	[GJ per Annum]	5,623.32	5,496.00	5,334.40	5,242.88	5,102.17	4,961.72	4,867.27	4,889.55	4,716.35	4,661.02
106	910.00	[GJ per Annum]	5,682.23	5,553.59	5,390.29	5,297.80	5,155.60	5,013.69	4,918.28	4,940.79	4,765.77	4,709.42

2,159.50	2,135.91	2,108.68	2,589.21	2,667.36	2,746.80	2,176.77	2,176.77	2,176.77
2,207.16	2,183.06	2,155.22	2,638.71	2,718.36	2,799.30	2,218.39	2,218.39	2,218.39
2,254.83	2,230.21	2,201.77	2,688.21	2,769.36	2,851.80	2,260.00	2,260.00	2,260.00
2,302.50	2,277.36	2,248.32	2,737.71	2,820.36	2,904.30	2,301.62	2,301.62	2,301.62
2,350.17	2,324.51	2,294.87	2,787.21	2,871.36	2,956.80	2,343.23	2,343.23	2,343.23
2,397.84	2,371.66	2,341.41	2,836.71	2,922.36	3,009.30	2,384.85	2,384.85	2,384.85
2,445.51	2,418.80	2,387.96	2,886.21	2,973.36	3,061.80	2,426.46	2,426.46	2,426.46
2,493.18	2,465.95	2,434.51	2,935.71	3,024.36	3,114.30	2,468.08	2,468.08	2,468.08
2,540.85	2,513.10	2,481.05	2,985.21	3,075.36	3,166.80	2,509.69	2,509.69	2,509.69
2,588.51	2,560.25	2,527.60	3,034.71	3,126.36	3,219.30	2,551.31	2,551.31	2,551.31
2,636.18	2,607.40	2,574.15	3,084.21	3,177.36	3,271.80	2,592.93	2,592.93	2,592.93
2,683.85	2,654.55	2,620.69	3,133.71	3,228.36	3,324.30	2,634.54	2,634.54	2,634.54
2,731.52	2,701.69	2,667.24	3,183.21	3,279.36	3,376.80	2,676.16	2,676.16	2,676.16
2,779.19	2,748.84	2,713.79	3,232.71	3,330.36	3,429.30	2,717.77	2,717.77	2,717.77
2,826.86	2,795.99	2,760.34	3,282.21	3,381.36	3,481.80	2,759.39	2,759.39	2,759.39
2,874.53	2,843.14	2,806.88	3,331.71	3,432.36	3,534.30	2,801.00	2,801.00	2,801.00
2,922.20	2,890.29	2,853.43	3,381.21	3,483.36	3,586.80	2,842.62	2,842.62	2,842.62
2,969.86	2,937.44	2,899.98	3,430.71	3,534.36	3,639.30	2,884.23	2,884.23	2,884.23
3,017.53	2,984.58	2,946.52	3,480.21	3,585.36	3,691.80	2,925.85	2,925.85	2,925.85
3,065.20	3,031.73	2,993.07	3,529.71	3,636.36	3,744.30	2,967.46	2,967.46	2,967.46
3,112.87	3,078.88	3,039.62	3,579.21	3,687.36	3,796.80	3,009.08	3,009.08	3,009.08
3,160.54	3,126.03	3,086.17	3,628.71	3,738.36	3,849.30	3,050.69	3,050.69	3,050.69
3,208.21	3,173.18	3,132.71	3,678.21	3,789.36	3,901.80	3,092.31	3,092.31	3,092.31
3,255.88	3,220.32	3,179.26	3,727.71	3,840.36	3,954.30	3,133.92	3,133.92	3,133.92
3,303.55	3,267.47	3,225.81	3,777.21	3,891.36	4,006.80	3,175.54	3,175.54	3,175.54
3,351.21	3,314.62	3,272.35	3,826.71	3,942.36	4,059.30	3,217.15	3,217.15	3,217.15
3,398.88	3,361.77	3,318.90	3,876.21	3,993.36	4,111.80	3,258.77	3,258.77	3,258.77
3,446.55	3,408.92	3,365.45	3,925.71	4,044.36	4,164.30	3,300.38	3,300.38	3,300.38
3,494.22	3,456.07	3,411.99	3,975.21	4,095.36	4,216.80	3,342.00	3,342.00	3,342.00
3,541.89	3,503.21	3,458.54	4,024.71	4,146.36	4,269.30	3,383.61	3,383.61	3,383.61
3,589.56	3,550.36	3,505.09	4,074.21	4,197.36	4,321.80	3,425.23	3,425.23	3,425.23
3,637.23	3,597.51	3,551.64	4,123.71	4,248.36	4,374.30	3,466.84	3,466.84	3,466.84
3,684.90	3,644.66	3,598.18	4,173.21	4,299.36	4,426.80	3,508.46	3,508.46	3,508.46
3,732.57	3,691.81	3,644.73	4,222.71	4,350.36	4,479.30	3,550.07	3,550.07	3,550.07
3,780.23	3,738.96	3,691.28	4,272.21	4,401.36	4,531.80	3,591.69	3,591.69	3,591.69
3,827.90	3,786.10	3,737.82	4,321.71	4,452.36	4,584.30	3,633.30	3,633.30	3,633.30
3,875.57	3,833.25	3,784.37	4,371.21	4,503.36	4,636.80	3,674.92	3,674.92	3,674.92
3,923.24	3,880.40	3,830.92	4,420.71	4,554.36	4,689.30	3,716.53	3,716.53	3,716.53
3,970.91	3,927.55	3,877.47	4,470.21	4,605.36	4,741.80	3,758.15	3,758.15	3,758.15
4,018.58	3,974.70	3,924.01	4,519.71	4,656.36	4,794.30	3,799.76	3,799.76	3,799.76
4,066.25	4,021.85	3,970.56	4,569.21	4,707.36	4,846.80	3,841.38	3,841.38	3,841.38
4,113.92	4,068.99	4,017.11	4,618.71	4,758.36	4,899.30	3,882.99	3,882.99	3,882.99
4,161.58	4,116.14	4,063.65	4,668.21	4,809.36	4,951.80	3,924.61	3,924.61	3,924.61
4,209.25	4,163.29	4,110.20	4,717.71	4,860.36	5,004.30	3,966.22	3,966.22	3,966.22
4,256.92	4,210.44	4,156.75	4,767.21	4,911.36	5,056.80	4,007.84	4,007.84	4,007.84
4,304.59	4,257.59	4,203.29	4,816.71	4,962.36	5,109.30	4,049.45	4,049.45	4,049.45
4,352.26	4,304.74	4,249.84	4,866.21	5,013.36	5,161.80	4,091.07	4,091.07	4,091.07
4,399.93	4,351.88	4,296.39	4,915.71	5,064.36	5,214.30	4,132.68	4,132.68	4,132.68
4,447.60	4,399.03	4,342.94	4,965.21	5,115.36	5,266.80	4,174.30	4,174.30	4,174.30
4,495.27	4,446.18	4,389.48	5,014.71	5,166.36	5,319.30	4,215.92	4,215.92	4,215.92
4,542.93	4,493.33	4,436.03	5,064.21	5,217.36	5,371.80	4,257.53	4,257.53	4,257.53
4,590.60	4,540.48	4,482.58	5,113.71	5,268.36	5,424.30	4,299.15	4,299.15	4,299.15
4,638.27	4,587.62	4,529.12	5,163.21	5,319.36	5,476.80	4,340.76	4,340.76	4,340.76

107	920.00	[GJ per Annum]	5,741.15	5,611.17	5,446.18	5,352.73	5,209.03	5,065.67	4,969.29	4,992.03	4,815.19	4,757.82
108	930.00	[GJ per Annum]	5,800.06	5,668.76	5,502.07	5,407.65	5,262.46	5,117.65	5,020.31	5,043.28	4,864.61	4,806.22
109	940.00	[GJ per Annum]	5,858.98	5,726.34	5,557.97	5,462.58	5,315.89	5,169.63	5,071.32	5,094.52	4,914.03	4,854.62
110	950.00	[GJ per Annum]	5,917.89	5,783.93	5,613.86	5,517.50	5,369.33	5,221.60	5,122.33	5,145.76	4,963.45	4,903.02
111	960.00	[GJ per Annum]	5,976.80	5,841.51	5,669.75	5,572.43	5,422.76	5,273.58	5,173.35	5,197.00	5,012.87	4,951.42
112	970.00	[GJ per Annum]	6,035.72	5,899.10	5,725.64	5,627.35	5,476.19	5,325.56	5,224.36	5,248.24	5,062.29	4,999.82
113	980.00	[GJ per Annum]	6,094.63	5,956.68	5,781.54	5,682.27	5,529.62	5,377.54	5,275.37	5,299.48	5,111.71	5,048.22
114	990.00	[GJ per Annum]	6,153.54	6,014.27	5,837.43	5,737.20	5,583.06	5,429.51	5,326.39	5,350.73	5,161.13	5,096.62
115	1,000.00	[GJ per Annum]	6,212.46	6,071.85	5,893.32	5,792.12	5,636.49	5,481.49	5,377.40	5,401.97	5,210.55	5,145.02
116	Variation of Annum Payment / Annual Payment Equivalent											
117	0											
118	5.00	[GJ per Annum]		-6.54	-8.39	-4.58	-6.70	-7.73	-5.51	1.34	-8.34	8.55
119	15.00	[GJ per Annum]		-8.06	-10.26	-5.58	-8.24	-9.45	-6.76	1.62	-10.36	10.42
120	25.00	[GJ per Annum]		-9.59	-12.14	-6.58	-9.78	-11.17	-8.00	1.90	-12.38	12.29
121	35.00	[GJ per Annum]		-11.11	-14.02	-7.58	-11.32	-12.89	-9.24	2.19	-14.39	14.16
122	45.00	[GJ per Annum]		-12.64	-15.89	-8.58	-12.86	-14.61	-10.49	2.47	-16.41	16.03
123	55.00	[GJ per Annum]		-14.16	-17.77	-9.58	-14.40	-16.33	-11.73	2.75	-18.43	17.90
124	65.00	[GJ per Annum]		-15.68	-19.64	-10.58	-15.94	-18.05	-12.97	3.04	-20.44	19.77
125	75.00	[GJ per Annum]		-17.21	-21.52	-11.58	-17.47	-19.78	-14.22	3.32	-22.46	21.64
126	85.00	[GJ per Annum]		-18.73	-23.40	-12.58	-19.01	-21.50	-15.46	3.60	-24.48	23.51
127	95.00	[GJ per Annum]		-20.26	-25.27	-13.58	-20.55	-23.22	-16.71	3.89	-26.50	25.38
128	105.00	[GJ per Annum]		-21.68	-27.06	-14.57	-22.07	-24.80	-17.81	4.14	-28.41	25.80
129	115.00	[GJ per Annum]		-23.01	-28.75	-15.54	-23.56	-26.26	-18.77	4.37	-30.24	24.78
130	125.00	[GJ per Annum]		-24.34	-30.44	-16.50	-25.06	-27.71	-19.74	4.60	-32.06	23.76
131	135.00	[GJ per Annum]		-25.67	-32.14	-17.47	-26.55	-29.17	-20.70	4.83	-33.88	22.74
132	145.00	[GJ per Annum]		-27.00	-33.83	-18.44	-28.04	-30.62	-21.67	5.05	-35.70	21.72
133	154.94	[GJ per Annum]		-28.32	-35.51	-19.40	-29.52	-32.07	-22.62	5.28	-37.51	20.70
134	170.00	[GJ per Annum]		-30.32	-38.06	-20.86	-31.77	-34.26	-24.08	5.62	-40.25	19.17
135	180.00	[GJ per Annum]		-31.65	-39.75	-21.83	-33.26	-35.71	-25.04	5.85	-42.07	18.15
136	190.00	[GJ per Annum]		-32.98	-41.44	-22.80	-34.76	-37.17	-26.00	6.08	-43.90	17.13
137	200.00	[GJ per Annum]		-34.31	-43.14	-23.76	-36.25	-38.62	-26.97	6.31	-45.72	16.11
138	210.00	[GJ per Annum]		-35.63	-44.83	-24.73	-37.74	-40.08	-27.93	6.54	-47.54	15.09
139	220.00	[GJ per Annum]		-36.96	-46.52	-25.70	-39.23	-41.53	-28.90	6.77	-49.36	14.07
140	230.00	[GJ per Annum]		-38.29	-48.21	-26.67	-40.73	-42.99	-29.86	6.99	-51.18	13.04
141	240.00	[GJ per Annum]		-39.62	-49.91	-27.63	-42.22	-44.44	-30.82	7.22	-53.00	12.02
142	250.00	[GJ per Annum]		-40.95	-51.60	-28.60	-43.71	-45.90	-31.79	7.45	-54.82	11.00
143	260.00	[GJ per Annum]		-42.28	-53.29	-29.57	-45.20	-47.35	-32.75	7.68	-56.64	9.98
144	270.00	[GJ per Annum]		-43.61	-54.98	-30.54	-46.69	-48.80	-33.72	7.91	-58.46	8.96
145	280.00	[GJ per Annum]		-44.94	-56.68	-31.51	-48.19	-50.26	-34.68	8.14	-60.29	7.94
146	290.00	[GJ per Annum]		-46.26	-58.37	-32.47	-49.68	-51.71	-35.64	8.36	-62.11	6.92
147	300.00	[GJ per Annum]		-47.59	-60.06	-33.44	-51.17	-53.17	-36.61	8.59	-63.93	5.90
148	310.00	[GJ per Annum]		-48.92	-61.75	-34.41	-52.66	-54.62	-37.57	8.82	-65.75	4.88
149	320.00	[GJ per Annum]		-50.25	-63.45	-35.38	-54.16	-56.08	-38.54	9.05	-67.57	3.86
150	330.00	[GJ per Annum]		-51.58	-65.14	-36.35	-55.65	-57.53	-39.50	9.28	-69.39	2.84
151	340.00	[GJ per Annum]		-52.91	-66.83	-37.31	-57.14	-58.99	-40.46	9.50	-71.21	1.82
152	350.00	[GJ per Annum]		-54.24	-68.52	-38.28	-58.63	-60.44	-41.43	9.73	-73.03	0.80
153	360.00	[GJ per Annum]		-55.57	-70.22	-39.25	-60.13	-61.90	-42.39	9.96	-74.86	-0.22
154	370.00	[GJ per Annum]		-56.89	-71.91	-40.22	-61.62	-63.35	-43.36	10.19	-76.68	-1.24
155	380.00	[GJ per Annum]		-58.22	-73.60	-41.19	-63.11	-64.81	-44.32	10.42	-78.50	-2.26
156	390.00	[GJ per Annum]		-59.55	-75.29	-42.15	-64.60	-66.26	-45.28	10.65	-80.32	-3.28
157	400.00	[GJ per Annum]		-60.88	-76.99	-43.12	-66.10	-67.72	-46.25	10.87	-82.14	-4.30
158	410.00	[GJ per Annum]		-62.21	-78.68	-44.09	-67.59	-69.17	-47.21	11.10	-83.96	-5.32
159	420.00	[GJ per Annum]		-63.54	-80.37	-45.06	-69.08	-70.62	-48.18	11.33	-85.78	-6.34

4,685.94	4,634.77	4,575.67	5,212.71	5,370.36	5,529.30	4,382.38	4,382.38	4,382.38		
4,733.61	4,681.92	4,622.22	5,262.21	5,421.36	5,581.80	4,423.99	4,423.99	4,423.99		
4,781.28	4,729.07	4,668.77	5,311.71	5,472.36	5,634.30	4,465.61	4,465.61	4,465.61		
4,828.95	4,776.22	4,715.31	5,361.21	5,523.36	5,686.80	4,507.22	4,507.22	4,507.22		
4,876.62	4,823.37	4,761.86	5,410.71	5,574.36	5,739.30	4,548.84	4,548.84	4,548.84		
4,924.29	4,870.51	4,808.41	5,460.21	5,625.36	5,791.80	4,590.45	4,590.45	4,590.45		
4,971.95	4,917.66	4,854.95	5,509.71	5,676.36	5,844.30	4,632.07	4,632.07	4,632.07		
5,019.62	4,964.81	4,901.50	5,559.21	5,727.36	5,896.80	4,673.68	4,673.68	4,673.68		
5,067.29	5,011.96	4,948.05	5,608.71	5,778.36	5,949.30	4,715.30	4,715.30	4,715.30		
						Annual average increase over 3 years			*WAGN*	*ERA*
-3.80	-2.70	-3.12	121.61	10.90	11.24	63.74	-	-	132.62	63.74
-4.65	-3.31	-3.83	150.38	13.40	13.84	79.25	-	-	163.93	79.25
-5.51	-3.92	-4.53	179.15	15.90	16.44	94.77	-	-	195.23	94.77
-6.36	-4.53	-5.23	207.91	18.40	19.04	110.28	-	-	226.53	110.28
-7.22	-5.14	-5.93	236.68	20.90	21.64	125.80	-	-	257.83	125.80
-8.07	-5.75	-6.64	265.45	23.40	24.24	141.31	-	-	289.13	141.31
-8.93	-6.36	-7.34	294.21	25.90	26.84	156.82	-	-	320.43	156.82
-9.78	-6.96	-8.04	322.98	28.40	29.44	172.34	-	-	351.73	172.34
-10.64	-7.57	-8.75	351.75	30.90	32.04	187.85	-	-	383.03	187.85
-11.49	-8.18	-9.45	380.51	33.40	34.64	203.37	-	-	414.33	203.37
-12.29	-8.75	-10.10	396.37	35.40	36.69	208.66	-	-	432.20	208.66
-13.02	-9.27	-10.70	399.33	36.90	38.19	203.72	-	-	436.66	203.72
-13.75	-9.79	-11.30	402.28	38.40	39.69	198.79	-	-	441.11	198.79
-14.48	-10.31	-11.91	405.23	39.90	41.19	193.86	-	-	445.56	193.86
-15.21	-10.83	-12.51	408.19	41.40	42.69	188.93	-	-	450.02	188.93
-15.94	-11.35	-13.10	411.12	42.89	44.18	184.03	-	-	454.44	184.03
-17.04	-12.13	-14.01	415.57	45.15	46.44	176.60	-	-	461.15	176.60
-17.77	-12.65	-14.61	418.52	46.65	47.94	171.67	-	-	465.60	171.67
-18.50	-13.17	-15.21	421.47	48.15	49.44	166.73	-	-	470.05	166.73
-19.23	-13.69	-15.81	424.43	49.65	50.94	161.80	-	-	474.51	161.80
-19.96	-14.21	-16.41	427.38	51.15	52.44	156.87	-	-	478.96	156.87
-20.69	-14.73	-17.02	430.33	52.65	53.94	151.94	-	-	483.41	151.94
-21.43	-15.25	-17.62	433.29	54.15	55.44	147.01	-	-	487.87	147.01
-22.16	-15.77	-18.22	436.24	55.65	56.94	142.08	-	-	492.32	142.08
-22.89	-16.29	-18.82	439.19	57.15	58.44	137.14	-	-	496.77	137.14
-23.62	-16.81	-19.42	442.14	58.65	59.94	132.21	-	-	501.22	132.21
-24.35	-17.33	-20.02	445.10	60.15	61.44	127.28	-	-	505.68	127.28
-25.08	-17.85	-20.62	448.05	61.65	62.94	122.35	-	-	510.13	122.35
-25.81	-18.38	-21.22	451.00	63.15	64.44	117.42	-	-	514.58	117.42
-26.54	-18.90	-21.83	453.96	64.65	65.94	112.48	-	-	519.04	112.48
-27.28	-19.42	-22.43	456.91	66.15	67.44	107.55	-	-	523.49	107.55
-28.01	-19.94	-23.03	459.86	67.65	68.94	102.62	-	-	527.94	102.62
-28.74	-20.46	-23.63	462.81	69.15	70.44	97.69	-	-	532.39	97.69
-29.47	-20.98	-24.23	465.77	70.65	71.94	92.76	-	-	536.85	92.76
-30.20	-21.50	-24.83	468.72	72.15	73.44	87.82	-	-	541.30	87.82
-30.93	-22.02	-25.43	471.67	73.65	74.94	82.89	-	-	545.75	82.89
-31.66	-22.54	-26.03	474.63	75.15	76.44	77.96	-	-	550.21	77.96
-32.39	-23.06	-26.64	477.58	76.65	77.94	73.03	-	-	554.66	73.03
-33.12	-23.58	-27.24	480.53	78.15	79.44	68.10	-	-	559.11	68.10
-33.86	-24.10	-27.84	483.49	79.65	80.94	63.16	-	-	563.57	63.16
-34.59	-24.62	-28.44	486.44	81.15	82.44	58.23	-	-	568.02	58.23
-35.32	-25.14	-29.04	489.39	82.65	83.94	53.30	-	-	572.47	53.30

160	430.00	[GJ per Annum]	-64.87	-82.06	-46.02	-70.57	-72.08	-49.14	11.56	-87.60	-7.37
161	440.00	[GJ per Annum]	-66.20	-83.76	-46.99	-72.06	-73.53	-50.11	11.79	-89.43	-8.39
162	450.00	[GJ per Annum]	-67.52	-85.45	-47.96	-73.56	-74.99	-51.07	12.02	-91.25	-9.41
163	460.00	[GJ per Annum]	-68.85	-87.14	-48.93	-75.05	-76.44	-52.03	12.24	-93.07	-10.43
164	470.00	[GJ per Annum]	-70.18	-88.83	-49.90	-76.54	-77.90	-53.00	12.47	-94.89	-11.45
165	480.00	[GJ per Annum]	-71.51	-90.53	-50.86	-78.03	-79.35	-53.96	12.70	-96.71	-12.47
166	490.00	[GJ per Annum]	-72.84	-92.22	-51.83	-79.53	-80.81	-54.93	12.93	-98.53	-13.49
167	500.00	[GJ per Annum]	-74.17	-93.91	-52.80	-81.02	-82.26	-55.89	13.16	-100.35	-14.51
168	510.00	[GJ per Annum]	-75.50	-95.60	-53.77	-82.51	-83.72	-56.85	13.38	-102.17	-15.53
169	520.00	[GJ per Annum]	-76.83	-97.30	-54.74	-84.00	-85.17	-57.82	13.61	-104.00	-16.55
170	530.00	[GJ per Annum]	-78.15	-98.99	-55.70	-85.50	-86.63	-58.78	13.84	-105.82	-17.57
171	540.00	[GJ per Annum]	-79.48	-100.68	-56.67	-86.99	-88.08	-59.75	14.07	-107.64	-18.59
172	550.00	[GJ per Annum]	-80.81	-102.37	-57.64	-88.48	-89.54	-60.71	14.30	-109.46	-19.61
173	560.00	[GJ per Annum]	-82.14	-104.06	-58.61	-89.97	-90.99	-61.67	14.53	-111.28	-20.63
174	570.00	[GJ per Annum]	-83.47	-105.76	-59.58	-91.47	-92.44	-62.64	14.75	-113.10	-21.65
175	580.00	[GJ per Annum]	-84.80	-107.45	-60.54	-92.96	-93.90	-63.60	14.98	-114.92	-22.67
176	590.00	[GJ per Annum]	-86.13	-109.14	-61.51	-94.45	-95.35	-64.57	15.21	-116.74	-23.69
177	600.00	[GJ per Annum]	-87.45	-110.83	-62.48	-95.94	-96.81	-65.53	15.44	-118.57	-24.71
178	610.00	[GJ per Annum]	-88.78	-112.53	-63.45	-97.43	-98.26	-66.49	15.67	-120.39	-25.73
179	620.00	[GJ per Annum]	-90.11	-114.22	-64.42	-98.93	-99.72	-67.46	15.89	-122.21	-26.75
180	630.00	[GJ per Annum]	-91.44	-115.91	-65.38	-100.42	-101.17	-68.42	16.12	-124.03	-27.77
181	640.00	[GJ per Annum]	-92.77	-117.60	-66.35	-101.91	-102.63	-69.39	16.35	-125.85	-28.80
182	650.00	[GJ per Annum]	-94.10	-119.30	-67.32	-103.40	-104.08	-70.35	16.58	-127.67	-29.82
183	660.00	[GJ per Annum]	-95.43	-120.99	-68.29	-104.90	-105.54	-71.31	16.81	-129.49	-30.84
184	670.00	[GJ per Annum]	-96.76	-122.68	-69.25	-106.39	-106.99	-72.28	17.04	-131.31	-31.86
185	680.00	[GJ per Annum]	-98.08	-124.37	-70.22	-107.88	-108.45	-73.24	17.26	-133.14	-32.88
186	690.00	[GJ per Annum]	-99.41	-126.07	-71.19	-109.37	-109.90	-74.21	17.49	-134.96	-33.90
187	700.00	[GJ per Annum]	-100.74	-127.76	-72.16	-110.87	-111.36	-75.17	17.72	-136.78	-34.92
188	710.00	[GJ per Annum]	-102.07	-129.45	-73.13	-112.36	-112.81	-76.13	17.95	-138.60	-35.94
189	720.00	[GJ per Annum]	-103.40	-131.14	-74.09	-113.85	-114.26	-77.10	18.18	-140.42	-36.96
190	730.00	[GJ per Annum]	-104.73	-132.84	-75.06	-115.34	-115.72	-78.06	18.41	-142.24	-37.98
191	740.00	[GJ per Annum]	-106.06	-134.53	-76.03	-116.84	-117.17	-79.03	18.63	-144.06	-39.00
192	750.00	[GJ per Annum]	-107.39	-136.22	-77.00	-118.33	-118.63	-79.99	18.86	-145.88	-40.02
193	760.00	[GJ per Annum]	-108.71	-137.91	-77.97	-119.82	-120.08	-80.95	19.09	-147.71	-41.04
194	770.00	[GJ per Annum]	-110.04	-139.61	-78.93	-121.31	-121.54	-81.92	19.32	-149.53	-42.06
195	780.00	[GJ per Annum]	-111.37	-141.30	-79.90	-122.80	-122.99	-82.88	19.55	-151.35	-43.08
196	790.00	[GJ per Annum]	-112.70	-142.99	-80.87	-124.30	-124.45	-83.85	19.77	-153.17	-44.10
197	800.00	[GJ per Annum]	-114.03	-144.68	-81.84	-125.79	-125.90	-84.81	20.00	-154.99	-45.12
198	810.00	[GJ per Annum]	-115.36	-146.38	-82.81	-127.28	-127.36	-85.77	20.23	-156.81	-46.14
199	820.00	[GJ per Annum]	-116.69	-148.07	-83.77	-128.77	-128.81	-86.74	20.46	-158.63	-47.16
200	830.00	[GJ per Annum]	-118.02	-149.76	-84.74	-130.27	-130.27	-87.70	20.69	-160.45	-48.18
201	840.00	[GJ per Annum]	-119.34	-151.45	-85.71	-131.76	-131.72	-88.67	20.92	-162.28	-49.20
202	850.00	[GJ per Annum]	-120.67	-153.15	-86.68	-133.25	-133.18	-89.63	21.14	-164.10	-50.23
203	860.00	[GJ per Annum]	-122.00	-154.84	-87.65	-134.74	-134.63	-90.59	21.37	-165.92	-51.25
204	870.00	[GJ per Annum]	-123.33	-156.53	-88.61	-136.24	-136.08	-91.56	21.60	-167.74	-52.27
205	880.00	[GJ per Annum]	-124.66	-158.22	-89.58	-137.73	-137.54	-92.52	21.83	-169.56	-53.29
206	890.00	[GJ per Annum]	-125.99	-159.92	-90.55	-139.22	-138.99	-93.49	22.06	-171.38	-54.31
207	900.00	[GJ per Annum]	-127.32	-161.61	-91.52	-140.71	-140.45	-94.45	22.28	-173.20	-55.33
208	910.00	[GJ per Annum]	-128.65	-163.30	-92.48	-142.21	-141.90	-95.42	22.51	-175.02	-56.35
209	920.00	[GJ per Annum]	-129.97	-164.99	-93.45	-143.70	-143.36	-96.38	22.74	-176.85	-57.37
210	930.00	[GJ per Annum]	-131.30	-166.69	-94.42	-145.19	-144.81	-97.34	22.97	-178.67	-58.39
211	940.00	[GJ per Annum]	-132.63	-168.38	-95.39	-146.68	-146.27	-98.31	23.20	-180.49	-59.41
212	950.00	[GJ per Annum]	-133.96	-170.07	-96.36	-148.17	-147.72	-99.27	23.43	-182.31	-60.43

-36.05	-25.66	-29.64	492.34	84.15	85.44	48.37	-	-	576.92	48.37
-36.78	-26.18	-30.24	495.30	85.65	86.94	43.44	-	-	581.38	43.44
-37.51	-26.70	-30.84	498.25	87.15	88.44	38.50	-	-	585.83	38.50
-38.24	-27.22	-31.45	501.20	88.65	89.94	33.57	-	-	590.28	33.57
-38.97	-27.74	-32.05	504.16	90.15	91.44	28.64	-	-	594.74	28.64
-39.71	-28.27	-32.65	507.11	91.65	92.94	23.71	-	-	599.19	23.71
-40.44	-28.79	-33.25	510.06	93.15	94.44	18.78	-	-	603.64	18.78
-41.17	-29.31	-33.85	513.02	94.65	95.94	13.85	-	-	608.10	13.85
-41.90	-29.83	-34.45	515.97	96.15	97.44	8.91	-	-	612.55	8.91
-42.63	-30.35	-35.05	518.92	97.65	98.94	3.98	-	-	617.00	3.98
-43.36	-30.87	-35.65	521.87	99.15	100.44	-0.95	-	-	621.45	-0.95
-44.09	-31.39	-36.26	524.83	100.65	101.94	-5.88	-	-	625.91	-5.88
-44.82	-31.91	-36.86	527.78	102.15	103.44	-10.81	-	-	630.36	-10.81
-45.56	-32.43	-37.46	530.73	103.65	104.94	-15.75	-	-	634.81	-15.75
-46.29	-32.95	-38.06	533.69	105.15	106.44	-20.68	-	-	639.27	-20.68
-47.02	-33.47	-38.66	536.64	106.65	107.94	-25.61	-	-	643.72	-25.61
-47.75	-33.99	-39.26	539.59	108.15	109.44	-30.54	-	-	648.17	-30.54
-48.48	-34.51	-39.86	542.54	109.65	110.94	-35.47	-	-	652.62	-35.47
-49.21	-35.03	-40.46	545.50	111.15	112.44	-40.41	-	-	657.08	-40.41
-49.94	-35.55	-41.07	548.45	112.65	113.94	-45.34	-	-	661.53	-45.34
-50.67	-36.07	-41.67	551.40	114.15	115.44	-50.27	-	-	665.98	-50.27
-51.41	-36.59	-42.27	554.36	115.65	116.94	-55.20	-	-	670.44	-55.20
-52.14	-37.11	-42.87	557.31	117.15	118.44	-60.13	-	-	674.89	-60.13
-52.87	-37.63	-43.47	560.26	118.65	119.94	-65.07	-	-	679.34	-65.07
-53.60	-38.16	-44.07	563.22	120.15	121.44	-70.00	-	-	683.80	-70.00
-54.33	-38.68	-44.67	566.17	121.65	122.94	-74.93	-	-	688.25	-74.93
-55.06	-39.20	-45.27	569.12	123.15	124.44	-79.86	-	-	692.70	-79.86
-55.79	-39.72	-45.87	572.07	124.65	125.94	-84.79	-	-	697.15	-84.79
-56.52	-40.24	-46.48	575.03	126.15	127.44	-89.72	-	-	701.61	-89.72
-57.25	-40.76	-47.08	577.98	127.65	128.94	-94.66	-	-	706.06	-94.66
-57.99	-41.28	-47.68	580.93	129.15	130.44	-99.59	-	-	710.51	-99.59
-58.72	-41.80	-48.28	583.89	130.65	131.94	-104.52	-	-	714.97	-104.52
-59.45	-42.32	-48.88	586.84	132.15	133.44	-109.45	-	-	719.42	-109.45
-60.18	-42.84	-49.48	589.79	133.65	134.94	-114.38	-	-	723.87	-114.38
-60.91	-43.36	-50.08	592.74	135.15	136.44	-119.32	-	-	728.32	-119.32
-61.64	-43.88	-50.68	595.70	136.65	137.94	-124.25	-	-	732.78	-124.25
-62.37	-44.40	-51.29	598.65	138.15	139.44	-129.18	-	-	737.23	-129.18
-63.10	-44.92	-51.89	601.60	139.65	140.94	-134.11	-	-	741.68	-134.11
-63.84	-45.44	-52.49	604.56	141.15	142.44	-139.04	-	-	746.14	-139.04
-64.57	-45.96	-53.09	607.51	142.65	143.94	-143.98	-	-	750.59	-143.98
-65.30	-46.48	-53.69	610.46	144.15	145.44	-148.91	-	-	755.04	-148.91
-66.03	-47.00	-54.29	613.42	145.65	146.94	-153.84	-	-	759.50	-153.84
-66.76	-47.52	-54.89	616.37	147.15	148.44	-158.77	-	-	763.95	-158.77
-67.49	-48.05	-55.49	619.32	148.65	149.94	-163.70	-	-	768.40	-163.70
-68.22	-48.57	-56.10	622.27	150.15	151.44	-168.64	-	-	772.85	-168.64
-68.95	-49.09	-56.70	625.23	151.65	152.94	-173.57	-	-	777.31	-173.57
-69.69	-49.61	-57.30	628.18	153.15	154.44	-178.50	-	-	781.76	-178.50
-70.42	-50.13	-57.90	631.13	154.65	155.94	-183.43	-	-	786.21	-183.43
-71.15	-50.65	-58.50	634.09	156.15	157.44	-188.36	-	-	790.67	-188.36
-71.88	-51.17	-59.10	637.04	157.65	158.94	-193.30	-	-	795.12	-193.30
-72.61	-51.69	-59.70	639.99	159.15	160.44	-198.23	-	-	799.57	-198.23
-73.34	-52.21	-60.30	642.94	160.65	161.94	-203.16	-	-	804.02	-203.16
-74.07	-52.73	-60.91	645.90	162.15	163.44	-208.09	-	-	808.48	-208.09

213		960.00	[GJ per Annum]	-135.29	-171.76	-97.32	-149.67	-149.18	-100.24	23.65	-184.13	-61.45
214		970.00	[GJ per Annum]	-136.62	-173.46	-98.29	-151.16	-150.63	-101.20	23.88	-185.95	-62.47
215		980.00	[GJ per Annum]	-137.95	-175.15	-99.26	-152.65	-152.09	-102.16	24.11	-187.77	-63.49
216		990.00	[GJ per Annum]	-139.28	-176.84	-100.23	-154.14	-153.54	-103.13	24.34	-189.59	-64.51
217		1,000.00	[GJ per Annum]	-140.60	-178.53	-101.20	-155.64	-155.00	-104.09	24.57	-191.42	-65.53
218	Payment Variation											
219		5.00	[GJ per Annum]	-0.02	-0.03	-0.02	-0.02	-0.03	-0.02	0.01	-0.03	0.04
220		15.00	[GJ per Annum]	-0.02	-0.03	-0.02	-0.02	-0.03	-0.02	0.01	-0.03	0.04
221		25.00	[GJ per Annum]	-0.02	-0.03	-0.02	-0.02	-0.03	-0.02	0.01	-0.03	0.03
222		35.00	[GJ per Annum]	-0.02	-0.03	-0.02	-0.03	-0.03	-0.02	0.01	-0.03	0.03
223		45.00	[GJ per Annum]	-0.02	-0.03	-0.02	-0.03	-0.03	-0.02	0.01	-0.03	0.03
224		55.00	[GJ per Annum]	-0.02	-0.03	-0.02	-0.03	-0.03	-0.02	0.01	-0.03	0.03
225		65.00	[GJ per Annum]	-0.02	-0.03	-0.02	-0.03	-0.03	-0.02	0.01	-0.03	0.03
226		75.00	[GJ per Annum]	-0.02	-0.03	-0.02	-0.03	-0.03	-0.02	0.01	-0.03	0.03
227		85.00	[GJ per Annum]	-0.02	-0.03	-0.02	-0.03	-0.03	-0.02	0.01	-0.03	0.03
228		95.00	[GJ per Annum]	-0.02	-0.03	-0.02	-0.03	-0.03	-0.02	0.01	-0.03	0.03
229		105.00	[GJ per Annum]	-0.02	-0.03	-0.02	-0.03	-0.03	-0.02	0.01	-0.03	0.03
230		115.00	[GJ per Annum]	-0.02	-0.03	-0.02	-0.03	-0.03	-0.02	0.01	-0.03	0.03
231		125.00	[GJ per Annum]	-0.02	-0.03	-0.02	-0.03	-0.03	-0.02	0.01	-0.03	0.03
232		135.00	[GJ per Annum]	-0.02	-0.03	-0.02	-0.03	-0.03	-0.02	0.01	-0.03	0.02
233		145.00	[GJ per Annum]	-0.02	-0.03	-0.02	-0.03	-0.03	-0.02	0.00	-0.03	0.02
234		154.94	[GJ per Annum]	-0.02	-0.03	-0.02	-0.03	-0.03	-0.02	0.00	-0.03	0.02
235		170.00	[GJ per Annum]	-0.02	-0.03	-0.02	-0.03	-0.03	-0.02	0.00	-0.04	0.02
236		180.00	[GJ per Annum]	-0.02	-0.03	-0.02	-0.03	-0.03	-0.02	0.00	-0.04	0.02
237		190.00	[GJ per Annum]	-0.02	-0.03	-0.02	-0.03	-0.03	-0.02	0.00	-0.04	0.01
238		200.00	[GJ per Annum]	-0.02	-0.03	-0.02	-0.03	-0.03	-0.02	0.00	-0.04	0.01
239		210.00	[GJ per Annum]	-0.02	-0.03	-0.02	-0.03	-0.03	-0.02	0.00	-0.04	0.01
240		220.00	[GJ per Annum]	-0.02	-0.03	-0.02	-0.03	-0.03	-0.02	0.00	-0.04	0.01
241		230.00	[GJ per Annum]	-0.02	-0.03	-0.02	-0.03	-0.03	-0.02	0.00	-0.04	0.01
242		240.00	[GJ per Annum]	-0.02	-0.03	-0.02	-0.03	-0.03	-0.02	0.00	-0.04	0.01
243		250.00	[GJ per Annum]	-0.02	-0.03	-0.02	-0.03	-0.03	-0.02	0.00	-0.04	0.01
244		260.00	[GJ per Annum]	-0.02	-0.03	-0.02	-0.03	-0.03	-0.02	0.00	-0.04	0.01
245		270.00	[GJ per Annum]	-0.02	-0.03	-0.02	-0.03	-0.03	-0.02	0.00	-0.04	0.01
246		280.00	[GJ per Annum]	-0.02	-0.03	-0.02	-0.03	-0.03	-0.02	0.00	-0.04	0.00
247		290.00	[GJ per Annum]	-0.02	-0.03	-0.02	-0.03	-0.03	-0.02	0.00	-0.04	0.00
248		300.00	[GJ per Annum]	-0.02	-0.03	-0.02	-0.03	-0.03	-0.02	0.00	-0.04	0.00
249		310.00	[GJ per Annum]	-0.02	-0.03	-0.02	-0.03	-0.03	-0.02	0.00	-0.04	0.00
250		320.00	[GJ per Annum]	-0.02	-0.03	-0.02	-0.03	-0.03	-0.02	0.00	-0.04	0.00
251		330.00	[GJ per Annum]	-0.02	-0.03	-0.02	-0.03	-0.03	-0.02	0.00	-0.04	0.00
252		340.00	[GJ per Annum]	-0.02	-0.03	-0.02	-0.03	-0.03	-0.02	0.00	-0.04	0.00
253		350.00	[GJ per Annum]	-0.02	-0.03	-0.02	-0.03	-0.03	-0.02	0.00	-0.04	0.00
254		360.00	[GJ per Annum]	-0.02	-0.03	-0.02	-0.03	-0.03	-0.02	0.00	-0.04	-0.00
255		370.00	[GJ per Annum]	-0.02	-0.03	-0.02	-0.03	-0.03	-0.02	0.00	-0.04	-0.00
256		380.00	[GJ per Annum]	-0.02	-0.03	-0.02	-0.03	-0.03	-0.02	0.00	-0.04	-0.00
257		390.00	[GJ per Annum]	-0.02	-0.03	-0.02	-0.03	-0.03	-0.02	0.00	-0.04	-0.00
258		400.00	[GJ per Annum]	-0.02	-0.03	-0.02	-0.03	-0.03	-0.02	0.00	-0.04	-0.00
259		410.00	[GJ per Annum]	-0.02	-0.03	-0.02	-0.03	-0.03	-0.02	0.00	-0.04	-0.00
260		420.00	[GJ per Annum]	-0.02	-0.03	-0.02	-0.03	-0.03	-0.02	0.00	-0.04	-0.00
261		430.00	[GJ per Annum]	-0.02	-0.03	-0.02	-0.03	-0.03	-0.02	0.00	-0.04	-0.00
262		440.00	[GJ per Annum]	-0.02	-0.03	-0.02	-0.03	-0.03	-0.02	0.00	-0.04	-0.00
263		450.00	[GJ per Annum]	-0.02	-0.03	-0.02	-0.03	-0.03	-0.02	0.00	-0.04	-0.00
264		460.00	[GJ per Annum]	-0.02	-0.03	-0.02	-0.03	-0.03	-0.02	0.00	-0.04	-0.00
265		470.00	[GJ per Annum]	-0.02	-0.03	-0.02	-0.03	-0.03	-0.02	0.00	-0.04	-0.00

-74.80	-53.25	-61.51	648.85	163.65	164.94	-213.02	-	-	812.93	-213.02
-75.53	-53.77	-62.11	651.80	165.15	166.44	-217.95	-	-	817.38	-217.95
-76.27	-54.29	-62.71	654.76	166.65	167.94	-222.89	-	-	821.84	-222.89
-77.00	-54.81	-63.31	657.71	168.15	169.44	-227.82	-	-	826.29	-227.82
-77.73	-55.33	-63.91	660.66	169.65	170.94	-232.75	-	-	830.74	-232.75
-0.02	-0.01	-0.01	0.50	0.03	0.03	0.26	-	-		
-0.02	-0.01	-0.01	0.51	0.03	0.03	0.27	-	-		
-0.02	-0.01	-0.01	0.51	0.03	0.03	0.27	-	-		
-0.02	-0.01	-0.01	0.51	0.03	0.03	0.27	-	-		
-0.02	-0.01	-0.01	0.52	0.03	0.03	0.27	-	-		
-0.02	-0.01	-0.01	0.52	0.03	0.03	0.27	-	-		
-0.02	-0.01	-0.01	0.52	0.03	0.03	0.28	-	-		
-0.02	-0.01	-0.01	0.52	0.03	0.03	0.28	-	-		
-0.02	-0.01	-0.01	0.52	0.03	0.03	0.28	-	-		
-0.02	-0.01	-0.01	0.52	0.03	0.03	0.28	-	-		
-0.02	-0.01	-0.01	0.51	0.03	0.03	0.27	-	-		
-0.02	-0.01	-0.01	0.48	0.03	0.03	0.25	-	-		
-0.02	-0.01	-0.01	0.46	0.03	0.03	0.23	-	-		
-0.02	-0.01	-0.01	0.44	0.03	0.03	0.21	-	-		
-0.02	-0.01	-0.01	0.42	0.03	0.03	0.20	-	-		
-0.02	-0.01	-0.01	0.41	0.03	0.03	0.18	-	-		
-0.02	-0.01	-0.01	0.38	0.03	0.03	0.16	-	-		
-0.02	-0.01	-0.01	0.37	0.03	0.03	0.15	-	-		
-0.02	-0.01	-0.01	0.36	0.03	0.03	0.14	-	-		
-0.02	-0.01	-0.01	0.35	0.03	0.03	0.13	-	-		
-0.02	-0.01	-0.01	0.34	0.03	0.03	0.12	-	-		
-0.02	-0.01	-0.01	0.33	0.03	0.03	0.12	-	-		
-0.02	-0.01	-0.01	0.32	0.03	0.03	0.11	-	-		
-0.02	-0.01	-0.01	0.31	0.03	0.03	0.10	-	-		
-0.02	-0.01	-0.01	0.30	0.03	0.03	0.09	-	-		
-0.02	-0.01	-0.01	0.29	0.03	0.03	0.09	-	-		
-0.02	-0.01	-0.01	0.29	0.03	0.03	0.08	-	-		
-0.02	-0.01	-0.01	0.28	0.03	0.03	0.08	-	-		
-0.02	-0.01	-0.01	0.27	0.03	0.03	0.07	-	-		
-0.02	-0.01	-0.01	0.27	0.03	0.03	0.07	-	-		
-0.02	-0.01	-0.01	0.26	0.03	0.03	0.06	-	-		
-0.02	-0.01	-0.01	0.26	0.03	0.03	0.06	-	-		
-0.02	-0.01	-0.01	0.25	0.03	0.03	0.05	-	-		
-0.02	-0.01	-0.01	0.25	0.03	0.03	0.05	-	-		
-0.02	-0.01	-0.01	0.24	0.03	0.03	0.05	-	-		
-0.02	-0.01	-0.01	0.24	0.03	0.03	0.04	-	-		
-0.02	-0.01	-0.01	0.24	0.03	0.03	0.04	-	-		
-0.02	-0.01	-0.01	0.23	0.03	0.03	0.04	-	-		
-0.02	-0.01	-0.01	0.23	0.03	0.03	0.03	-	-		
-0.02	-0.01	-0.01	0.22	0.03	0.03	0.03	-	-		
-0.02	-0.01	-0.01	0.22	0.03	0.03	0.03	-	-		
-0.02	-0.01	-0.01	0.22	0.03	0.03	0.02	-	-		
-0.02	-0.01	-0.01	0.21	0.03	0.03	0.02	-	-		
-0.02	-0.01	-0.01	0.21	0.03	0.03	0.02	-	-		
-0.02	-0.01	-0.01	0.21	0.03	0.03	0.02	-	-		
-0.02	-0.01	-0.01	0.21	0.03	0.03	0.01	-	-		
-0.02	-0.01	-0.01	0.20	0.03	0.03	0.01	-	-		

266	480.00	[GJ per Annum]	-0.02	-0.03	-0.02	-0.03	-0.03	-0.02	0.00	-0.04	-0.00
267	490.00	[GJ per Annum]	-0.02	-0.03	-0.02	-0.03	-0.03	-0.02	0.00	-0.04	-0.01
268	500.00	[GJ per Annum]	-0.02	-0.03	-0.02	-0.03	-0.03	-0.02	0.00	-0.04	-0.01
269	510.00	[GJ per Annum]	-0.02	-0.03	-0.02	-0.03	-0.03	-0.02	0.00	-0.04	-0.01
270	520.00	[GJ per Annum]	-0.02	-0.03	-0.02	-0.03	-0.03	-0.02	0.00	-0.04	-0.01
271	530.00	[GJ per Annum]	-0.02	-0.03	-0.02	-0.03	-0.03	-0.02	0.00	-0.04	-0.01
272	540.00	[GJ per Annum]	-0.02	-0.03	-0.02	-0.03	-0.03	-0.02	0.00	-0.04	-0.01
273	550.00	[GJ per Annum]	-0.02	-0.03	-0.02	-0.03	-0.03	-0.02	0.00	-0.04	-0.01
274	560.00	[GJ per Annum]	-0.02	-0.03	-0.02	-0.03	-0.03	-0.02	0.00	-0.04	-0.01
275	570.00	[GJ per Annum]	-0.02	-0.03	-0.02	-0.03	-0.03	-0.02	0.00	-0.04	-0.01
276	580.00	[GJ per Annum]	-0.02	-0.03	-0.02	-0.03	-0.03	-0.02	0.00	-0.04	-0.01
277	590.00	[GJ per Annum]	-0.02	-0.03	-0.02	-0.03	-0.03	-0.02	0.00	-0.04	-0.01
278	600.00	[GJ per Annum]	-0.02	-0.03	-0.02	-0.03	-0.03	-0.02	0.00	-0.04	-0.01
279	610.00	[GJ per Annum]	-0.02	-0.03	-0.02	-0.03	-0.03	-0.02	0.00	-0.04	-0.01
280	620.00	[GJ per Annum]	-0.02	-0.03	-0.02	-0.03	-0.03	-0.02	0.00	-0.04	-0.01
281	630.00	[GJ per Annum]	-0.02	-0.03	-0.02	-0.03	-0.03	-0.02	0.00	-0.04	-0.01
282	640.00	[GJ per Annum]	-0.02	-0.03	-0.02	-0.03	-0.03	-0.02	0.00	-0.04	-0.01
283	650.00	[GJ per Annum]	-0.02	-0.03	-0.02	-0.03	-0.03	-0.02	0.00	-0.04	-0.01
284	660.00	[GJ per Annum]	-0.02	-0.03	-0.02	-0.03	-0.03	-0.02	0.00	-0.04	-0.01
285	670.00	[GJ per Annum]	-0.02	-0.03	-0.02	-0.03	-0.03	-0.02	0.00	-0.04	-0.01
286	680.00	[GJ per Annum]	-0.02	-0.03	-0.02	-0.03	-0.03	-0.02	0.00	-0.04	-0.01
287	690.00	[GJ per Annum]	-0.02	-0.03	-0.02	-0.03	-0.03	-0.02	0.00	-0.04	-0.01
288	700.00	[GJ per Annum]	-0.02	-0.03	-0.02	-0.03	-0.03	-0.02	0.00	-0.04	-0.01
289	710.00	[GJ per Annum]	-0.02	-0.03	-0.02	-0.03	-0.03	-0.02	0.00	-0.04	-0.01
290	720.00	[GJ per Annum]	-0.02	-0.03	-0.02	-0.03	-0.03	-0.02	0.00	-0.04	-0.01
291	730.00	[GJ per Annum]	-0.02	-0.03	-0.02	-0.03	-0.03	-0.02	0.00	-0.04	-0.01
292	740.00	[GJ per Annum]	-0.02	-0.03	-0.02	-0.03	-0.03	-0.02	0.00	-0.04	-0.01
293	750.00	[GJ per Annum]	-0.02	-0.03	-0.02	-0.03	-0.03	-0.02	0.00	-0.04	-0.01
294	760.00	[GJ per Annum]	-0.02	-0.03	-0.02	-0.03	-0.03	-0.02	0.00	-0.04	-0.01
295	770.00	[GJ per Annum]	-0.02	-0.03	-0.02	-0.03	-0.03	-0.02	0.00	-0.04	-0.01
296	780.00	[GJ per Annum]	-0.02	-0.03	-0.02	-0.03	-0.03	-0.02	0.00	-0.04	-0.01
297	790.00	[GJ per Annum]	-0.02	-0.03	-0.02	-0.03	-0.03	-0.02	0.00	-0.04	-0.01
298	800.00	[GJ per Annum]	-0.02	-0.03	-0.02	-0.03	-0.03	-0.02	0.00	-0.04	-0.01
299	810.00	[GJ per Annum]	-0.02	-0.03	-0.02	-0.03	-0.03	-0.02	0.00	-0.04	-0.01
300	820.00	[GJ per Annum]	-0.02	-0.03	-0.02	-0.03	-0.03	-0.02	0.00	-0.04	-0.01
301	830.00	[GJ per Annum]	-0.02	-0.03	-0.02	-0.03	-0.03	-0.02	0.00	-0.04	-0.01
302	840.00	[GJ per Annum]	-0.02	-0.03	-0.02	-0.03	-0.03	-0.02	0.00	-0.04	-0.01
303	850.00	[GJ per Annum]	-0.02	-0.03	-0.02	-0.03	-0.03	-0.02	0.00	-0.04	-0.01
304	860.00	[GJ per Annum]	-0.02	-0.03	-0.02	-0.03	-0.03	-0.02	0.00	-0.04	-0.01
305	870.00	[GJ per Annum]	-0.02	-0.03	-0.02	-0.03	-0.03	-0.02	0.00	-0.04	-0.01
306	880.00	[GJ per Annum]	-0.02	-0.03	-0.02	-0.03	-0.03	-0.02	0.00	-0.04	-0.01
307	890.00	[GJ per Annum]	-0.02	-0.03	-0.02	-0.03	-0.03	-0.02	0.00	-0.04	-0.01
308	900.00	[GJ per Annum]	-0.02	-0.03	-0.02	-0.03	-0.03	-0.02	0.00	-0.04	-0.01
309	910.00	[GJ per Annum]	-0.02	-0.03	-0.02	-0.03	-0.03	-0.02	0.00	-0.04	-0.01
310	920.00	[GJ per Annum]	-0.02	-0.03	-0.02	-0.03	-0.03	-0.02	0.00	-0.04	-0.01
311	930.00	[GJ per Annum]	-0.02	-0.03	-0.02	-0.03	-0.03	-0.02	0.00	-0.04	-0.01
312	940.00	[GJ per Annum]	-0.02	-0.03	-0.02	-0.03	-0.03	-0.02	0.00	-0.04	-0.01
313	950.00	[GJ per Annum]	-0.02	-0.03	-0.02	-0.03	-0.03	-0.02	0.00	-0.04	-0.01
314	960.00	[GJ per Annum]	-0.02	-0.03	-0.02	-0.03	-0.03	-0.02	0.00	-0.04	-0.01
315	970.00	[GJ per Annum]	-0.02	-0.03	-0.02	-0.03	-0.03	-0.02	0.00	-0.04	-0.01
316	980.00	[GJ per Annum]	-0.02	-0.03	-0.02	-0.03	-0.03	-0.02	0.00	-0.04	-0.01
317	990.00	[GJ per Annum]	-0.02	-0.03	-0.02	-0.03	-0.03	-0.02	0.00	-0.04	-0.01
318	1,000.00	[GJ per Annum]	-0.02	-0.03	-0.02	-0.03	-0.03	-0.02	0.00	-0.04	-0.01

-0.02	-0.01	-0.01	0.20	0.03	0.03	0.01	-	-
-0.02	-0.01	-0.01	0.20	0.03	0.03	0.01	-	-
-0.02	-0.01	-0.01	0.20	0.03	0.03	0.01	-	-
-0.02	-0.01	-0.01	0.19	0.03	0.03	0.00	-	-
-0.02	-0.01	-0.01	0.19	0.03	0.03	0.00	-	-
-0.02	-0.01	-0.01	0.19	0.03	0.03	-0.00	-	-
-0.02	-0.01	-0.01	0.19	0.03	0.03	-0.00	-	-
-0.02	-0.01	-0.01	0.18	0.03	0.03	-0.00	-	-
-0.02	-0.01	-0.01	0.18	0.03	0.03	-0.01	-	-
-0.02	-0.01	-0.01	0.18	0.03	0.03	-0.01	-	-
-0.02	-0.01	-0.01	0.18	0.03	0.03	-0.01	-	-
-0.02	-0.01	-0.01	0.18	0.03	0.03	-0.01	-	-
-0.02	-0.01	-0.01	0.18	0.03	0.03	-0.01	-	-
-0.02	-0.01	-0.01	0.17	0.03	0.03	-0.01	-	-
-0.02	-0.01	-0.01	0.17	0.03	0.03	-0.01	-	-
-0.02	-0.01	-0.01	0.17	0.03	0.03	-0.02	-	-
-0.02	-0.01	-0.01	0.17	0.03	0.03	-0.02	-	-
-0.02	-0.01	-0.01	0.17	0.03	0.03	-0.02	-	-
-0.02	-0.01	-0.01	0.17	0.03	0.03	-0.02	-	-
-0.02	-0.01	-0.01	0.17	0.03	0.03	-0.02	-	-
-0.02	-0.01	-0.01	0.16	0.03	0.03	-0.02	-	-
-0.02	-0.01	-0.01	0.16	0.03	0.03	-0.02	-	-
-0.02	-0.01	-0.01	0.16	0.03	0.03	-0.02	-	-
-0.02	-0.01	-0.01	0.16	0.03	0.03	-0.02	-	-
-0.02	-0.01	-0.01	0.16	0.03	0.03	-0.03	-	-
-0.02	-0.01	-0.01	0.16	0.03	0.03	-0.03	-	-
-0.02	-0.01	-0.01	0.16	0.03	0.03	-0.03	-	-
-0.02	-0.01	-0.01	0.15	0.03	0.03	-0.03	-	-
-0.02	-0.01	-0.01	0.15	0.03	0.03	-0.03	-	-
-0.02	-0.01	-0.01	0.15	0.03	0.03	-0.03	-	-
-0.02	-0.01	-0.01	0.15	0.03	0.03	-0.03	-	-
-0.02	-0.01	-0.01	0.15	0.03	0.03	-0.03	-	-
-0.02	-0.01	-0.01	0.15	0.03	0.03	-0.03	-	-
-0.02	-0.01	-0.01	0.15	0.03	0.03	-0.04	-	-
-0.02	-0.01	-0.01	0.15	0.03	0.03	-0.04	-	-
-0.02	-0.01	-0.01	0.15	0.03	0.03	-0.04	-	-
-0.02	-0.01	-0.01	0.15	0.03	0.03	-0.04	-	-
-0.02	-0.01	-0.01	0.14	0.03	0.03	-0.04	-	-
-0.02	-0.01	-0.01	0.14	0.03	0.03	-0.04	-	-
-0.02	-0.01	-0.01	0.14	0.03	0.03	-0.04	-	-
-0.02	-0.01	-0.01	0.14	0.03	0.03	-0.04	-	-
-0.02	-0.01	-0.01	0.14	0.03	0.03	-0.04	-	-
-0.02	-0.01	-0.01	0.14	0.03	0.03	-0.04	-	-
-0.02	-0.01	-0.01	0.14	0.03	0.03	-0.04	-	-
-0.02	-0.01	-0.01	0.14	0.03	0.03	-0.04	-	-
-0.02	-0.01	-0.01	0.14	0.03	0.03	-0.04	-	-
-0.02	-0.01	-0.01	0.14	0.03	0.03	-0.04	-	-
-0.02	-0.01	-0.01	0.14	0.03	0.03	-0.05	-	-
-0.02	-0.01	-0.01	0.13	0.03	0.03	-0.05	-	-
-0.02	-0.01	-0.01	0.13	0.03	0.03	-0.05	-	-
-0.02	-0.01	-0.01	0.13	0.03	0.03	-0.05	-	-

319	Payment per GJ Annum											
320		5.00	[GJ per Annum]	57.85	56.54	54.86	53.94	52.61	51.06	49.96	50.22	48.55	50.26
321		15.00	[GJ per Annum]	23.64	23.10	22.42	22.05	21.50	20.87	20.42	20.52	19.83	20.53
322		25.00	[GJ per Annum]	16.80	16.42	15.93	15.67	15.28	14.83	14.51	14.58	14.09	14.58
323		35.00	[GJ per Annum]	13.87	13.55	13.15	12.93	12.61	12.24	11.98	12.04	11.63	12.03
324		45.00	[GJ per Annum]	12.24	11.96	11.60	11.41	11.13	10.80	10.57	10.62	10.26	10.62
325		55.00	[GJ per Annum]	11.20	10.94	10.62	10.45	10.18	9.89	9.67	9.72	9.39	9.71
326		65.00	[GJ per Annum]	10.48	10.24	9.94	9.78	9.53	9.25	9.05	9.10	8.79	9.09
327		75.00	[GJ per Annum]	9.96	9.73	9.44	9.29	9.05	8.79	8.60	8.64	8.35	8.63
328		85.00	[GJ per Annum]	9.56	9.33	9.06	8.91	8.69	8.43	8.25	8.30	8.01	8.28
329		95.00	[GJ per Annum]	9.24	9.02	8.76	8.62	8.40	8.15	7.98	8.02	7.74	8.01
330		105.00	[GJ per Annum]	8.95	8.74	8.49	8.35	8.14	7.90	7.73	7.77	7.50	7.74
331		115.00	[GJ per Annum]	8.68	8.48	8.23	8.10	7.89	7.67	7.50	7.54	7.28	7.49
332		125.00	[GJ per Annum]	8.46	8.27	8.02	7.89	7.69	7.47	7.31	7.35	7.09	7.28
333		135.00	[GJ per Annum]	8.27	8.08	7.84	7.71	7.52	7.30	7.15	7.18	6.93	7.10
334		145.00	[GJ per Annum]	8.11	7.92	7.69	7.56	7.37	7.15	7.01	7.04	6.79	6.94
335		154.94	[GJ per Annum]	7.96	7.78	7.55	7.43	7.24	7.03	6.88	6.92	6.67	6.81
336		170.00	[GJ per Annum]	7.78	7.60	7.38	7.26	7.07	6.87	6.73	6.76	6.52	6.63
337		180.00	[GJ per Annum]	7.68	7.50	7.28	7.16	6.97	6.77	6.63	6.67	6.43	6.53
338		190.00	[GJ per Annum]	7.58	7.41	7.19	7.07	6.89	6.69	6.55	6.59	6.36	6.45
339		200.00	[GJ per Annum]	7.50	7.33	7.11	6.99	6.81	6.62	6.48	6.51	6.28	6.37
340		210.00	[GJ per Annum]	7.42	7.25	7.04	6.92	6.74	6.55	6.42	6.45	6.22	6.29
341		220.00	[GJ per Annum]	7.35	7.18	6.97	6.85	6.68	6.49	6.36	6.39	6.16	6.23
342		230.00	[GJ per Annum]	7.29	7.12	6.91	6.80	6.62	6.43	6.30	6.33	6.11	6.17
343		240.00	[GJ per Annum]	7.23	7.06	6.86	6.74	6.57	6.38	6.25	6.28	6.06	6.11
344		250.00	[GJ per Annum]	7.18	7.01	6.81	6.69	6.52	6.33	6.21	6.24	6.02	6.06
345		260.00	[GJ per Annum]	7.13	6.96	6.76	6.65	6.47	6.29	6.16	6.19	5.97	6.01
346		270.00	[GJ per Annum]	7.08	6.92	6.72	6.60	6.43	6.25	6.12	6.15	5.94	5.97
347		280.00	[GJ per Annum]	7.04	6.88	6.68	6.56	6.39	6.21	6.09	6.12	5.90	5.93
348		290.00	[GJ per Annum]	7.00	6.84	6.64	6.53	6.35	6.18	6.05	6.08	5.87	5.89
349		300.00	[GJ per Annum]	6.96	6.80	6.60	6.49	6.32	6.14	6.02	6.05	5.84	5.86
350		310.00	[GJ per Annum]	6.93	6.77	6.57	6.46	6.29	6.11	5.99	6.02	5.81	5.82
351		320.00	[GJ per Annum]	6.89	6.74	6.54	6.43	6.26	6.08	5.96	5.99	5.78	5.79
352		330.00	[GJ per Annum]	6.86	6.71	6.51	6.40	6.23	6.06	5.94	5.97	5.76	5.76
353		340.00	[GJ per Annum]	6.84	6.68	6.48	6.37	6.21	6.03	5.91	5.94	5.73	5.74
354		350.00	[GJ per Annum]	6.81	6.65	6.46	6.35	6.18	6.01	5.89	5.92	5.71	5.71
355		360.00	[GJ per Annum]	6.78	6.63	6.43	6.32	6.16	5.99	5.87	5.90	5.69	5.69
356		370.00	[GJ per Annum]	6.76	6.61	6.41	6.30	6.14	5.96	5.85	5.87	5.67	5.66
357		380.00	[GJ per Annum]	6.74	6.58	6.39	6.28	6.11	5.94	5.83	5.86	5.65	5.64
358		390.00	[GJ per Annum]	6.71	6.56	6.37	6.26	6.10	5.93	5.81	5.84	5.63	5.62
359		400.00	[GJ per Annum]	6.69	6.54	6.35	6.24	6.08	5.91	5.79	5.82	5.61	5.60
360		410.00	[GJ per Annum]	6.67	6.52	6.33	6.22	6.06	5.89	5.77	5.80	5.60	5.58
361		420.00	[GJ per Annum]	6.66	6.50	6.31	6.21	6.04	5.87	5.76	5.79	5.58	5.57
362		430.00	[GJ per Annum]	6.64	6.49	6.30	6.19	6.03	5.86	5.74	5.77	5.57	5.55
363		440.00	[GJ per Annum]	6.62	6.47	6.28	6.17	6.01	5.84	5.73	5.76	5.55	5.53
364		450.00	[GJ per Annum]	6.60	6.45	6.26	6.16	5.99	5.83	5.71	5.74	5.54	5.52
365		460.00	[GJ per Annum]	6.59	6.44	6.25	6.14	5.98	5.81	5.70	5.73	5.53	5.50
366		470.00	[GJ per Annum]	6.57	6.43	6.24	6.13	5.97	5.80	5.69	5.72	5.51	5.49
367		480.00	[GJ per Annum]	6.56	6.41	6.22	6.12	5.95	5.79	5.68	5.70	5.50	5.48
368		490.00	[GJ per Annum]	6.55	6.40	6.21	6.10	5.94	5.78	5.66	5.69	5.49	5.46
369		500.00	[GJ per Annum]	6.53	6.39	6.20	6.09	5.93	5.77	5.65	5.68	5.48	5.45
370		510.00	[GJ per Annum]	6.52	6.37	6.19	6.08	5.92	5.75	5.64	5.67	5.47	5.44
371		520.00	[GJ per Annum]	6.51	6.36	6.17	6.07	5.91	5.74	5.63	5.66	5.46	5.43

49.50	48.96	48.34	72.66	74.84	77.09	61.09	61.09	61.09
20.22	20.00	19.74	29.77	30.66	31.58	25.03	25.03	25.03
14.36	14.20	14.02	21.19	21.82	22.48	17.81	17.81	17.81
11.85	11.72	11.57	17.51	18.04	18.58	14.72	14.72	14.72
10.46	10.34	10.21	15.47	15.93	16.41	13.01	13.01	13.01
9.57	9.46	9.34	14.17	14.59	15.04	11.91	11.91	11.91
8.95	8.86	8.74	13.27	13.67	14.08	11.16	11.16	11.16
8.50	8.41	8.30	12.61	12.99	13.38	10.60	10.60	10.60
8.16	8.07	7.97	12.10	12.47	12.85	10.18	10.18	10.18
7.89	7.80	7.70	11.71	12.06	12.42	9.84	9.84	9.84
7.63	7.54	7.45	11.22	11.56	11.91	9.44	9.44	9.44
7.38	7.30	7.21	10.68	11.00	11.33	8.98	8.98	8.98
7.17	7.09	7.00	10.22	10.53	10.84	8.59	8.59	8.59
6.99	6.92	6.83	9.83	10.12	10.43	8.26	8.26	8.26
6.84	6.76	6.68	9.49	9.78	10.07	7.98	7.98	7.98
6.71	6.63	6.55	9.20	9.48	9.76	7.74	7.74	7.74
6.53	6.46	6.38	8.82	9.09	9.36	7.42	7.42	7.42
6.44	6.37	6.28	8.61	8.87	9.14	7.24	7.24	7.24
6.35	6.28	6.20	8.42	8.67	8.93	7.08	7.08	7.08
6.27	6.20	6.12	8.24	8.49	8.75	6.93	6.93	6.93
6.20	6.13	6.05	8.09	8.33	8.58	6.80	6.80	6.80
6.13	6.07	5.99	7.94	8.18	8.43	6.68	6.68	6.68
6.07	6.01	5.93	7.81	8.05	8.29	6.57	6.57	6.57
6.02	5.95	5.88	7.69	7.93	8.16	6.47	6.47	6.47
5.97	5.90	5.83	7.58	7.81	8.05	6.38	6.38	6.38
5.92	5.86	5.78	7.48	7.71	7.94	6.29	6.29	6.29
5.88	5.82	5.74	7.39	7.61	7.84	6.21	6.21	6.21
5.84	5.78	5.70	7.30	7.52	7.75	6.14	6.14	6.14
5.80	5.74	5.67	7.22	7.44	7.66	6.07	6.07	6.07
5.77	5.71	5.63	7.15	7.36	7.58	6.01	6.01	6.01
5.74	5.67	5.60	7.07	7.29	7.51	5.95	5.95	5.95
5.71	5.64	5.57	7.01	7.22	7.44	5.89	5.89	5.89
5.68	5.62	5.54	6.95	7.16	7.37	5.84	5.84	5.84
5.65	5.59	5.52	6.89	7.10	7.31	5.79	5.79	5.79
5.63	5.56	5.49	6.83	7.04	7.25	5.74	5.74	5.74
5.60	5.54	5.47	6.78	6.98	7.19	5.70	5.70	5.70
5.58	5.52	5.45	6.73	6.93	7.14	5.66	5.66	5.66
5.56	5.50	5.43	6.68	6.89	7.09	5.62	5.62	5.62
5.54	5.48	5.41	6.64	6.84	7.04	5.58	5.58	5.58
5.52	5.46	5.39	6.60	6.80	7.00	5.55	5.55	5.55
5.50	5.44	5.37	6.56	6.75	6.96	5.51	5.51	5.51
5.48	5.42	5.35	6.52	6.72	6.92	5.48	5.48	5.48
5.47	5.41	5.34	6.48	6.68	6.88	5.45	5.45	5.45
5.45	5.39	5.32	6.45	6.64	6.84	5.42	5.42	5.42
5.43	5.38	5.31	6.41	6.61	6.80	5.39	5.39	5.39
5.42	5.36	5.29	6.38	6.57	6.77	5.37	5.37	5.37
5.41	5.35	5.28	6.35	6.54	6.74	5.34	5.34	5.34
5.39	5.33	5.27	6.32	6.51	6.71	5.32	5.32	5.32
5.38	5.32	5.25	6.29	6.48	6.68	5.29	5.29	5.29
5.37	5.31	5.24	6.27	6.46	6.65	5.27	5.27	5.27
5.36	5.30	5.23	6.24	6.43	6.62	5.25	5.25	5.25
5.34	5.29	5.22	6.22	6.40	6.59	5.23	5.23	5.23

372	530.00	[GJ per Annum]	6.50	6.35	6.16	6.06	5.90	5.73	5.62	5.65	5.45	5.42
373	540.00	[GJ per Annum]	6.49	6.34	6.15	6.05	5.89	5.72	5.61	5.64	5.44	5.40
374	550.00	[GJ per Annum]	6.48	6.33	6.14	6.04	5.88	5.71	5.60	5.63	5.43	5.39
375	560.00	[GJ per Annum]	6.46	6.32	6.13	6.03	5.87	5.70	5.59	5.62	5.42	5.38
376	570.00	[GJ per Annum]	6.45	6.31	6.12	6.02	5.86	5.70	5.59	5.61	5.41	5.38
377	580.00	[GJ per Annum]	6.44	6.30	6.11	6.01	5.85	5.69	5.58	5.60	5.40	5.37
378	590.00	[GJ per Annum]	6.44	6.29	6.10	6.00	5.84	5.68	5.57	5.60	5.40	5.36
379	600.00	[GJ per Annum]	6.43	6.28	6.10	5.99	5.83	5.67	5.56	5.59	5.39	5.35
380	610.00	[GJ per Annum]	6.42	6.27	6.09	5.98	5.82	5.66	5.55	5.58	5.38	5.34
381	620.00	[GJ per Annum]	6.41	6.26	6.08	5.98	5.82	5.66	5.55	5.57	5.38	5.33
382	630.00	[GJ per Annum]	6.40	6.26	6.07	5.97	5.81	5.65	5.54	5.57	5.37	5.32
383	640.00	[GJ per Annum]	6.39	6.25	6.06	5.96	5.80	5.64	5.53	5.56	5.36	5.32
384	650.00	[GJ per Annum]	6.39	6.24	6.06	5.95	5.79	5.63	5.53	5.55	5.36	5.31
385	660.00	[GJ per Annum]	6.38	6.23	6.05	5.95	5.79	5.63	5.52	5.55	5.35	5.30
386	670.00	[GJ per Annum]	6.37	6.23	6.04	5.94	5.78	5.62	5.51	5.54	5.34	5.30
387	680.00	[GJ per Annum]	6.36	6.22	6.04	5.93	5.77	5.62	5.51	5.53	5.34	5.29
388	690.00	[GJ per Annum]	6.36	6.21	6.03	5.93	5.77	5.61	5.50	5.53	5.33	5.28
389	700.00	[GJ per Annum]	6.35	6.21	6.02	5.92	5.76	5.60	5.50	5.52	5.33	5.28
390	710.00	[GJ per Annum]	6.34	6.20	6.02	5.91	5.76	5.60	5.49	5.52	5.32	5.27
391	720.00	[GJ per Annum]	6.34	6.19	6.01	5.91	5.75	5.59	5.48	5.51	5.31	5.26
392	730.00	[GJ per Annum]	6.33	6.19	6.01	5.90	5.74	5.59	5.48	5.50	5.31	5.26
393	740.00	[GJ per Annum]	6.33	6.18	6.00	5.90	5.74	5.58	5.47	5.50	5.30	5.25
394	750.00	[GJ per Annum]	6.32	6.18	5.99	5.89	5.73	5.58	5.47	5.49	5.30	5.25
395	760.00	[GJ per Annum]	6.31	6.17	5.99	5.89	5.73	5.57	5.46	5.49	5.30	5.24
396	770.00	[GJ per Annum]	6.31	6.17	5.98	5.88	5.72	5.57	5.46	5.48	5.29	5.24
397	780.00	[GJ per Annum]	6.30	6.16	5.98	5.88	5.72	5.56	5.46	5.48	5.29	5.23
398	790.00	[GJ per Annum]	6.30	6.16	5.97	5.87	5.71	5.56	5.45	5.48	5.28	5.23
399	800.00	[GJ per Annum]	6.29	6.15	5.97	5.87	5.71	5.55	5.45	5.47	5.28	5.22
400	810.00	[GJ per Annum]	6.29	6.15	5.96	5.86	5.71	5.55	5.44	5.47	5.27	5.22
401	820.00	[GJ per Annum]	6.28	6.14	5.96	5.86	5.70	5.54	5.44	5.46	5.27	5.21
402	830.00	[GJ per Annum]	6.28	6.14	5.96	5.85	5.70	5.54	5.43	5.46	5.27	5.21
403	840.00	[GJ per Annum]	6.27	6.13	5.95	5.85	5.69	5.54	5.43	5.45	5.26	5.20
404	850.00	[GJ per Annum]	6.27	6.13	5.95	5.85	5.69	5.53	5.43	5.45	5.26	5.20
405	860.00	[GJ per Annum]	6.26	6.12	5.94	5.84	5.68	5.53	5.42	5.45	5.25	5.19
406	870.00	[GJ per Annum]	6.26	6.12	5.94	5.84	5.68	5.52	5.42	5.44	5.25	5.19
407	880.00	[GJ per Annum]	6.26	6.11	5.93	5.83	5.68	5.52	5.42	5.44	5.25	5.19
408	890.00	[GJ per Annum]	6.25	6.11	5.93	5.83	5.67	5.52	5.41	5.44	5.24	5.18
409	900.00	[GJ per Annum]	6.25	6.11	5.93	5.83	5.67	5.51	5.41	5.43	5.24	5.18
410	910.00	[GJ per Annum]	6.24	6.10	5.92	5.82	5.67	5.51	5.40	5.43	5.24	5.18
411	920.00	[GJ per Annum]	6.24	6.10	5.92	5.82	5.66	5.51	5.40	5.43	5.23	5.17
412	930.00	[GJ per Annum]	6.24	6.10	5.92	5.81	5.66	5.50	5.40	5.42	5.23	5.17
413	940.00	[GJ per Annum]	6.23	6.09	5.91	5.81	5.66	5.50	5.40	5.42	5.23	5.16
414	950.00	[GJ per Annum]	6.23	6.09	5.91	5.81	5.65	5.50	5.39	5.42	5.22	5.16
415	960.00	[GJ per Annum]	6.23	6.08	5.91	5.80	5.65	5.49	5.39	5.41	5.22	5.16
416	970.00	[GJ per Annum]	6.22	6.08	5.90	5.80	5.65	5.49	5.39	5.41	5.22	5.15
417	980.00	[GJ per Annum]	6.22	6.08	5.90	5.80	5.64	5.49	5.38	5.41	5.22	5.15
418	990.00	[GJ per Annum]	6.22	6.08	5.90	5.80	5.64	5.48	5.38	5.40	5.21	5.15
419	1,000.00	[GJ per Annum]	6.21	6.07	5.89	5.79	5.64	5.48	5.38	5.40	5.21	5.15

5.33	5.28	5.21	6.19	6.38	6.57	5.21	5.21	5.21
5.32	5.27	5.20	6.17	6.36	6.55	5.19	5.19	5.19
5.31	5.26	5.19	6.15	6.33	6.52	5.17	5.17	5.17
5.30	5.25	5.18	6.13	6.31	6.50	5.15	5.15	5.15
5.29	5.24	5.17	6.11	6.29	6.48	5.13	5.13	5.13
5.28	5.23	5.16	6.09	6.27	6.46	5.12	5.12	5.12
5.28	5.22	5.15	6.07	6.25	6.44	5.10	5.10	5.10
5.27	5.21	5.14	6.05	6.23	6.42	5.08	5.08	5.08
5.26	5.20	5.14	6.03	6.21	6.40	5.07	5.07	5.07
5.25	5.19	5.13	6.01	6.19	6.38	5.05	5.05	5.05
5.24	5.19	5.12	6.00	6.18	6.36	5.04	5.04	5.04
5.24	5.18	5.11	5.98	6.16	6.34	5.03	5.03	5.03
5.23	5.17	5.11	5.96	6.14	6.33	5.01	5.01	5.01
5.22	5.17	5.10	5.95	6.13	6.31	5.00	5.00	5.00
5.22	5.16	5.09	5.93	6.11	6.29	4.99	4.99	4.99
5.21	5.15	5.09	5.92	6.10	6.28	4.98	4.98	4.98
5.20	5.15	5.08	5.90	6.08	6.26	4.96	4.96	4.96
5.20	5.14	5.07	5.89	6.07	6.25	4.95	4.95	4.95
5.19	5.13	5.07	5.88	6.06	6.23	4.94	4.94	4.94
5.18	5.13	5.06	5.86	6.04	6.22	4.93	4.93	4.93
5.18	5.12	5.06	5.85	6.03	6.21	4.92	4.92	4.92
5.17	5.12	5.05	5.84	6.02	6.20	4.91	4.91	4.91
5.17	5.11	5.05	5.83	6.00	6.18	4.90	4.90	4.90
5.16	5.11	5.04	5.82	5.99	6.17	4.89	4.89	4.89
5.16	5.10	5.04	5.81	5.98	6.16	4.88	4.88	4.88
5.15	5.10	5.03	5.79	5.97	6.15	4.87	4.87	4.87
5.15	5.09	5.03	5.78	5.96	6.14	4.86	4.86	4.86
5.14	5.09	5.02	5.77	5.95	6.12	4.85	4.85	4.85
5.14	5.08	5.02	5.76	5.94	6.11	4.85	4.85	4.85
5.13	5.08	5.01	5.75	5.93	6.10	4.84	4.84	4.84
5.13	5.07	5.01	5.74	5.92	6.09	4.83	4.83	4.83
5.12	5.07	5.00	5.73	5.91	6.08	4.82	4.82	4.82
5.12	5.06	5.00	5.72	5.90	6.07	4.81	4.81	4.81
5.12	5.06	5.00	5.72	5.89	6.06	4.81	4.81	4.81
5.11	5.06	4.99	5.71	5.88	6.05	4.80	4.80	4.80
5.11	5.05	4.99	5.70	5.87	6.04	4.79	4.79	4.79
5.10	5.05	4.98	5.69	5.86	6.04	4.78	4.78	4.78
5.10	5.04	4.98	5.68	5.85	6.03	4.78	4.78	4.78
5.10	5.04	4.98	5.67	5.85	6.02	4.77	4.77	4.77
5.09	5.04	4.97	5.67	5.84	6.01	4.76	4.76	4.76
5.09	5.03	4.97	5.66	5.83	6.00	4.76	4.76	4.76
5.09	5.03	4.97	5.65	5.82	5.99	4.75	4.75	4.75
5.08	5.03	4.96	5.64	5.81	5.99	4.74	4.74	4.74
5.08	5.02	4.96	5.64	5.81	5.98	4.74	4.74	4.74
5.08	5.02	4.96	5.63	5.80	5.97	4.73	4.73	4.73
5.07	5.02	4.95	5.62	5.79	5.96	4.73	4.73	4.73
5.07	5.01	4.95	5.62	5.79	5.96	4.72	4.72	4.72
5.07	5.01	4.95	5.61	5.78	5.95	4.72	4.72	4.72

Final Decision for AGN's Second Access Arrangement

Ref	3	4	5	6	7	8	9	10	11	12	13	14	15	16	17	18	19
3								Year ending 31 December									
Regulatory Period								1	1	1	1	1	2	2	2	2	2
Year ending 31 December							1999	2000	2001	2002	2003	2004	2005	2006	2007	2008	2009
Months							1 to 12	1 to 12	1 to 12	1 to 12	1 to 12	1 to 12	1 to 12	1 to 12	1 to 12	1 to 12	1 to 12
Impact On B3 Customers																	
8								ACTUAL 1 (FA1) [$ 31/12/2009]					ACTUAL 2 [$ 31/12/2009]				
9	B3 Tariffs																
10		Fixed [$/year]						32.06	31.34	30.41	29.90	29.16	28.30	28.24	28.39	27.62	28.59
11		Usage 1 (Q<=15GJ/year) [$/GJ]	(Q<=10GJ/year) [$/GJ]					10.97	10.72	10.41	10.23	9.97	9.68	9.47	9.52	9.18	9.50
12		Usage 2 (15<Q<=45GJ/year) [$/GJ]	(Q>10GJ/year) [$/GJ]					7.68	7.50	7.28	7.15	6.97	6.76	6.62	6.02	5.81	5.69
13		Usage 3 (Q>45GJ/year) [$/GJ]						5.05	4.93	4.78	4.70	4.59	4.45	4.07	4.09	3.94	3.86
14																	
15	Annum Payment / Annual Payment Equivalent																
16		1.00	[GJ per Annum]					43.04	42.06	40.81	40.13	39.13	37.98	37.72	37.91	36.80	38.09
17		2.00	[GJ per Annum]					54.01	52.78	51.22	50.36	49.10	47.66	47.19	47.43	45.98	47.59
18		3.00	[GJ per Annum]					64.98	63.50	61.63	60.59	59.07	57.34	56.66	56.95	55.16	57.09
19		4.00	[GJ per Annum]					75.95	74.22	72.03	70.82	69.04	67.02	66.13	66.47	64.34	66.59
20		5.00	[GJ per Annum]					86.93	84.94	82.44	81.05	79.01	76.70	75.60	75.98	73.52	76.09
21		6.00	[GJ per Annum]					97.90	95.66	92.84	91.28	88.98	86.38	85.08	85.50	82.70	85.59
22		7.00	[GJ per Annum]					108.87	106.38	103.25	101.51	98.95	96.06	94.55	95.02	91.88	95.09
23		8.00	[GJ per Annum]					119.85	117.10	113.65	111.74	108.93	105.74	104.02	104.54	101.06	104.59
24		9.00	[GJ per Annum]					130.82	127.82	124.06	121.97	118.90	115.41	113.49	114.06	110.24	114.09
25		10.00	[GJ per Annum]					141.79	138.55	134.46	132.20	128.87	125.09	122.97	123.57	119.42	123.59
26		11.00	[GJ per Annum]					152.76	149.27	144.87	142.43	138.84	134.77	132.44	133.09	128.60	133.09
27		12.00	[GJ per Annum]					163.74	159.99	155.27	152.66	148.81	144.45	141.91	142.61	137.77	142.59
28		13.00	[GJ per Annum]					174.71	170.71	165.68	162.89	158.78	154.13	151.38	152.13	146.95	152.09
29		14.00	[GJ per Annum]					185.68	181.43	176.08	173.11	168.75	163.81	160.86	161.64	156.13	161.59
30		15.00	[GJ per Annum]					196.66	192.15	186.49	183.34	178.72	173.49	170.33	171.16	165.31	171.09
31		16.00	[GJ per Annum]					204.33	199.65	193.77	190.50	185.70	180.25	176.94	177.19	171.12	176.78
32		17.00	[GJ per Annum]					212.01	207.15	201.05	197.65	192.67	187.02	183.56	183.21	176.93	182.47
33		17.02	[GJ per Annum]					212.13	207.27	201.16	197.77	192.78	187.13	183.67	183.31	177.03	182.56
34		***17.16***	***[GJ per Annum]***					***213.24***	***208.35***	***202.22***	***198.80***	***193.79***	***188.11***	***184.63***	***184.18***	***177.87***	***183.39***
35		18.00	[GJ per Annum]					219.68	214.65	208.33	204.81	199.65	193.78	190.18	189.23	182.74	188.16
36		19.00	[GJ per Annum]					227.36	222.15	215.61	211.96	206.62	200.54	196.79	195.26	188.55	193.85
37		20.00	[GJ per Annum]					235.03	229.65	222.89	219.12	213.59	207.31	203.41	201.28	194.36	199.54
38		21.00	[GJ per Annum]					242.71	237.15	230.16	226.27	220.57	214.07	210.03	207.31	200.17	205.23
39		22.00	[GJ per Annum]					250.38	244.64	237.44	233.42	227.54	220.83	216.64	213.33	205.98	210.92
40		23.00	[GJ per Annum]					258.06	252.14	244.72	240.58	234.51	227.60	223.26	219.35	211.79	216.61
41		24.00	[GJ per Annum]					265.73	259.64	252.00	247.73	241.49	234.36	229.88	225.38	217.60	222.30
42		25.00	[GJ per Annum]					273.41	267.14	259.28	254.89	248.46	241.12	236.49	231.40	223.41	227.99
43		26.00	[GJ per Annum]					281.08	274.64	266.56	262.04	255.43	247.89	243.11	237.43	229.22	233.68
44		27.00	[GJ per Annum]					288.76	282.14	273.84	269.20	262.41	254.65	249.73	243.45	235.03	239.37
45		28.00	[GJ per Annum]					296.43	289.64	281.12	276.35	269.38	261.41	256.34	249.48	240.84	245.06
46		29.00	[GJ per Annum]					304.11	297.14	288.40	283.50	276.35	268.18	262.96	255.50	246.65	250.75
47		30.00	[GJ per Annum]					311.78	304.64	295.68	290.66	283.33	274.94	269.58	261.52	252.46	256.44
48		31.00	[GJ per Annum]					319.46	312.14	302.96	297.81	290.30	281.70	276.19	267.55	258.27	262.13
49		32.00	[GJ per Annum]					327.14	319.64	310.24	304.97	297.27	288.47	282.81	273.57	264.08	267.82
50		33.00	[GJ per Annum]					334.81	327.14	317.52	312.12	304.25	295.23	289.43	279.60	269.89	273.51
51		34.00	[GJ per Annum]					342.49	334.64	324.79	319.27	311.22	301.99	296.04	285.62	275.70	279.20
52		35.00	[GJ per Annum]					350.16	342.14	332.07	326.43	318.20	308.75	302.66	291.64	281.51	284.89
53		36.00	[GJ per Annum]					357.84	349.64	339.35	333.58	325.17	315.52	309.27	297.67	287.32	290.58
54		37.00	[GJ per Annum]					365.51	357.14	346.63	340.74	332.14	322.28	315.89	303.69	293.13	296.27
55		38.00	[GJ per Annum]					373.19	364.64	353.91	347.89	339.12	329.04	322.51	309.72	298.94	301.96
56		39.00	[GJ per Annum]					380.86	372.14	361.19	355.05	346.09	335.81	329.12	315.74	304.75	307.65
57		40.00	[GJ per Annum]					388.54	379.64	368.47	362.20	353.06	342.57	335.74	321.76	1.00	313.34

20	21	22	23	24	25	26	27	28	29	
Half years			Year Ending 30 June				Year Ending 30 June			
3	4	5	3	3	3		3	3	3	
2010	2010	2011	2012	2013	2014		2012	2013	2014	
1 to 6	7 to 12	1 to 6	7 to 6	7 to 6	7 to 6		7 to 6	7 to 6	7 to 6	
Actual 3 [$ 31/12/2009]			FORECAST [$ 31/12/2009]				ERA Tariff Path [$ 31/12/2009]			WACOSS Option
28.16	27.85	27.50	65.67	67.64	69.67		55.21	55.21	55.21	41.82
9.36	9.25	9.14	13.97	14.39	14.82		11.74	11.74	11.74	8.90
5.60	5.54	5.47	6.03	6.21	6.40		5.07	5.07	5.07	10.23
3.80	3.76	3.71								
37.51	37.10	36.63	79.64	82.03	84.49		66.95	66.95	66.95	50.72
46.87	46.36	45.77	93.61	96.42	99.31		78.70	78.70	78.70	59.61
56.23	55.61	54.90	107.58	110.81	114.13		90.44	90.44	90.44	68.51
65.58	64.87	64.04	121.55	125.20	128.95		102.19	102.19	102.19	77.41
74.94	74.12	73.18	135.52	139.59	143.77		113.93	113.93	113.93	86.30
84.30	83.38	82.31	149.49	153.98	158.59		125.68	125.68	125.68	95.20
93.65	92.63	91.45	163.46	168.37	173.41		137.42	137.42	137.42	104.09
103.01	101.89	100.59	177.43	182.76	188.23		149.17	149.17	149.17	112.99
112.37	111.14	109.72	191.40	197.15	203.05		160.91	160.91	160.91	121.89
121.72	120.39	118.86	205.37	211.54	217.87		172.66	172.66	172.66	130.78
131.08	129.65	127.99	211.40	217.75	224.27		177.73	177.73	177.73	141.01
140.44	138.90	137.13	217.43	223.96	230.67		182.80	182.80	182.80	151.25
149.79	148.16	146.27	223.46	230.17	237.07		187.86	187.86	187.86	161.48
159.15	157.41	155.40	229.49	236.38	243.47		192.93	192.93	192.93	171.71
168.51	166.67	164.54	235.52	242.59	249.87		198.00	198.00	198.00	181.94
174.11	172.21	170.01	241.55	248.80	256.27		203.07	203.07	203.07	192.17
179.71	177.75	175.48	247.58	255.01	262.67		208.14	208.14	208.14	202.40
179.80	177.84	175.57	247.68	255.11	262.77		208.22	208.22	208.22	202.56
180.62	***178.64***	***176.37***	***248.55***	***256.01***	***263.70***		***208.96***	***208.96***	***208.96***	204.05
185.32	183.29	180.96	253.61	261.22	269.07		213.21	213.21	213.21	212.63
190.92	188.84	186.43	259.64	267.43	275.47		218.28	218.28	218.28	222.86
196.53	194.38	191.90	265.67	273.64	281.87		223.35	223.35	223.35	233.09
202.13	199.92	197.37	271.70	279.85	288.27		228.42	228.42	228.42	243.32
207.73	205.47	202.85	277.73	286.06	294.67		233.49	233.49	233.49	253.55
213.34	211.01	208.32	283.76	292.27	301.07		238.56	238.56	238.56	263.78
218.94	216.55	213.79	289.79	298.48	307.47		243.63	243.63	243.63	274.02
224.55	222.09	219.26	295.82	304.69	313.87		248.70	248.70	248.70	284.25
230.15	227.64	224.73	301.85	310.90	320.27		253.77	253.77	253.77	294.48
235.75	233.18	230.21	307.88	317.11	326.67		258.84	258.84	258.84	304.71
241.36	238.72	235.68	313.91	323.32	333.07		263.91	263.91	263.91	314.94
246.96	244.27	241.15	319.94	329.53	339.47		268.98	268.98	268.98	325.17
252.57	249.81	246.62	325.97	335.74	345.87		274.05	274.05	274.05	335.40
258.17	255.35	252.09	332.00	341.95	352.27		279.12	279.12	279.12	345.63
263.77	260.89	257.57	338.03	348.16	358.67		284.19	284.19	284.19	355.86
269.38	266.44	263.04	344.06	354.37	365.07		289.25	289.25	289.25	366.09
274.98	271.98	268.51	350.09	360.58	371.47		294.32	294.32	294.32	376.32
280.59	277.52	273.98	356.12	366.79	377.87		299.39	299.39	299.39	386.55
286.19	283.07	279.46	362.15	373.00	384.27		304.46	304.46	304.46	396.79
291.79	288.61	284.93	368.18	379.21	390.67		309.53	309.53	309.53	407.02
297.40	294.15	290.40	374.21	385.42	397.07		314.60	314.60	314.60	417.25
303.00	299.69	295.87	380.24	391.63	403.47		319.67	319.67	319.67	427.48
308.61	305.24	301.34	386.27	397.84	409.87		324.74	324.74	324.74	437.71

Avg Q	Cost
17.161	0.000
17.161	1000.000

Low Q	Cost
10.000	0.000
10.000	1000.000

High Q	Cost
50.000	0.000
50.000	1000.000

58	41.00	[GJ per Annum]	396.21	387.14	375.75	369.35	360.04	349.33	342.36	327.79	316.37	319.03
59	42.00	[GJ per Annum]	403.89	394.64	383.03	376.51	367.01	356.10	348.97	333.81	322.18	324.72
60	43.00	[GJ per Annum]	411.56	402.14	390.31	383.66	373.98	362.86	355.59	339.84	327.99	330.41
61	44.00	[GJ per Annum]	419.24	409.64	397.59	390.82	380.96	369.62	362.21	345.86	333.80	336.10
62	45.00	[GJ per Annum]	426.91	417.14	404.87	397.97	387.93	376.39	368.82	351.88	339.61	341.79
63	46.00	[GJ per Annum]	431.96	422.07	409.65	402.68	392.52	380.84	372.89	355.97	343.55	345.65
64	47.00	[GJ per Annum]	437.01	426.99	414.43	407.38	397.10	385.29	376.95	360.06	347.50	349.51
65	48.00	[GJ per Annum]	442.05	431.92	419.22	412.09	401.69	389.74	381.02	364.14	351.44	353.37
66	49.00	[GJ per Annum]	447.10	436.85	424.00	416.79	406.27	394.19	385.09	368.23	355.38	357.23
67	50.00	[GJ per Annum]	452.14	441.78	428.78	421.49	410.86	398.64	389.15	372.32	359.32	361.09
68	51.00	[GJ per Annum]	457.19	446.70	433.56	426.20	415.45	403.09	393.22	376.40	363.26	364.95
69	52.00	[GJ per Annum]	462.24	451.63	438.35	430.90	420.03	407.54	397.28	380.49	367.20	368.81
70	53.00	[GJ per Annum]	467.28	456.56	443.13	435.61	424.62	411.99	401.35	384.58	371.14	372.67
71	54.00	[GJ per Annum]	472.33	461.49	447.91	440.31	429.20	416.44	405.42	388.66	375.09	376.53
72	55.00	[GJ per Annum]	477.38	466.42	452.70	445.02	433.79	420.90	409.48	392.75	379.03	380.39
73	56.00	[GJ per Annum]	482.42	471.34	457.48	449.72	438.38	425.35	413.55	396.84	382.97	384.25
74	57.00	[GJ per Annum]	487.47	476.27	462.26	454.43	442.96	429.80	417.61	400.92	386.91	388.11
75	58.00	[GJ per Annum]	492.52	481.20	467.04	459.13	447.55	434.25	421.68	405.01	390.85	391.97
76	59.00	[GJ per Annum]	497.56	486.13	471.83	463.84	452.13	438.70	425.74	409.10	394.79	395.83
77	60.00	[GJ per Annum]	502.61	491.05	476.61	468.54	456.72	443.15	429.81	413.18	398.73	399.69
78	61.00	[GJ per Annum]	507.66	495.98	481.39	473.25	461.31	447.60	433.88	417.27	402.67	403.55
79	62.00	[GJ per Annum]	512.70	500.91	486.18	477.95	465.89	452.05	437.94	421.36	406.62	407.41
80	63.00	[GJ per Annum]	517.75	505.84	490.96	482.66	470.48	456.50	442.01	425.44	410.56	411.27
81	64.00	[GJ per Annum]	522.79	510.76	495.74	487.36	475.06	460.95	446.07	429.53	414.50	415.13
82	65.00	[GJ per Annum]	527.84	515.69	500.52	492.07	479.65	465.40	450.14	433.62	418.44	418.99
83	66.00	[GJ per Annum]	532.89	520.62	505.31	496.77	484.23	469.85	454.21	437.70	422.38	422.85
84	67.00	[GJ per Annum]	537.93	525.55	510.09	501.48	488.82	474.31	458.27	441.79	426.32	426.71
85	68.00	[GJ per Annum]	542.98	530.48	514.87	506.18	493.41	478.76	462.34	445.88	430.26	430.57
86	69.00	[GJ per Annum]	548.03	535.40	519.66	510.88	497.99	483.21	466.40	449.96	434.21	434.43
87	70.00	[GJ per Annum]	553.07	540.33	524.44	515.59	502.58	487.66	470.47	454.05	438.15	438.29
88	71.00	[GJ per Annum]	558.12	545.26	529.22	520.29	507.16	492.11	474.53	458.14	442.09	442.15
89	72.00	[GJ per Annum]	563.17	550.19	534.01	525.00	511.75	496.56	478.60	462.22	446.03	446.01
90	73.00	[GJ per Annum]	568.21	555.11	538.79	529.70	516.34	501.01	482.67	466.31	449.97	449.87
91	74.00	[GJ per Annum]	573.26	560.04	543.57	534.41	520.92	505.46	486.73	470.40	453.91	453.73
92	75.00	[GJ per Annum]	578.30	564.97	548.35	539.11	525.51	509.91	490.80	474.48	457.85	457.59
93	76.00	[GJ per Annum]	583.35	569.90	553.14	543.82	530.09	514.36	494.86	478.57	461.80	461.45
94	77.00	[GJ per Annum]	588.40	574.83	557.92	548.52	534.68	518.81	498.93	482.66	465.74	465.31
95	78.00	[GJ per Annum]	593.44	579.75	562.70	553.23	539.27	523.26	503.00	486.74	469.68	469.17
96	79.00	[GJ per Annum]	598.49	584.68	567.49	557.93	543.85	527.72	507.06	490.83	473.62	473.03
97	80.00	[GJ per Annum]	603.54	589.61	572.27	562.64	548.44	532.17	511.13	494.92	477.56	476.89
98	81.00	[GJ per Annum]	608.58	594.54	577.05	567.34	553.02	536.62	515.19	499.00	481.50	480.75
99	82.00	[GJ per Annum]	613.63	599.46	581.83	572.05	557.61	541.07	519.26	503.09	485.44	484.61
100	83.00	[GJ per Annum]	618.68	604.39	586.62	576.75	562.20	545.52	523.32	507.18	489.39	488.47
101	84.00	[GJ per Annum]	623.72	609.32	591.40	581.46	566.78	549.97	527.39	511.26	493.33	492.33
102	85.00	[GJ per Annum]	628.77	614.25	596.18	586.16	571.37	554.42	531.46	515.35	497.27	496.19
103	86.00	[GJ per Annum]	633.81	619.17	600.97	590.87	575.95	558.87	535.52	519.44	501.21	500.05
104	87.00	[GJ per Annum]	638.86	624.10	605.75	595.57	580.54	563.32	539.59	523.52	505.15	503.91
105	88.00	[GJ per Annum]	643.91	629.03	610.53	600.27	585.12	567.77	543.65	527.61	509.09	507.77
106	89.00	[GJ per Annum]	648.95	633.96	615.31	604.98	589.71	572.22	547.72	531.70	513.03	511.63
107	90.00	[GJ per Annum]	654.00	638.89	620.10	609.68	594.30	576.67	551.79	535.78	516.98	515.49
108	91.00	[GJ per Annum]	659.05	643.81	624.88	614.39	598.88	581.13	555.85	539.87	520.92	519.35
109	92.00	[GJ per Annum]	664.09	648.74	629.66	619.09	603.47	585.58	559.92	543.96	524.86	523.21
110	93.00	[GJ per Annum]	669.14	653.67	634.45	623.80	608.05	590.03	563.98	548.04	528.80	527.07
111	94.00	[GJ per Annum]	674.19	658.60	639.23	628.50	612.64	594.48	568.05	552.13	532.74	530.93
112	95.00	[GJ per Annum]	679.23	663.52	644.01	633.21	617.23	598.93	572.11	556.22	536.68	534.79
113	96.00	[GJ per Annum]	684.28	668.45	648.79	637.91	621.81	603.38	576.18	560.30	540.62	538.65
114	97.00	[GJ per Annum]	689.33	673.38	653.58	642.62	626.40	607.83	580.25	564.39	544.56	542.51
115	98.00	[GJ per Annum]	694.37	678.31	658.36	647.32	630.98	612.28	584.31	568.48	548.51	546.37
116	99.00	[GJ per Annum]	699.42	683.23	663.14	652.03	635.57	616.73	588.38	572.56	552.45	550.23

314.21	310.78	306.82	392.30	404.05	416.27	329.81	329.81	329.81	447.94
319.81	316.32	312.29	398.33	410.26	422.67	334.88	334.88	334.88	458.17
325.42	321.86	317.76	404.36	416.47	429.07	339.95	339.95	339.95	468.40
331.02	327.41	323.23	410.39	422.68	435.47	345.02	345.02	345.02	478.63
336.63	332.95	328.70	416.42	428.89	441.87	350.09	350.09	350.09	488.86
340.43	336.71	332.42	422.45	435.10	448.27	355.16	355.16	355.16	499.09
344.23	340.47	336.13	428.48	441.31	454.67	360.23	360.23	360.23	509.32
348.03	344.23	339.84	434.51	447.52	461.07	365.30	365.30	365.30	519.56
351.83	347.99	343.55	440.54	453.73	467.47	370.37	370.37	370.37	529.79
355.63	351.75	347.27	446.57	459.94	473.87	375.44	375.44	375.44	540.02
359.44	355.51	350.98	452.60	466.15	480.27	380.51	380.51	380.51	550.25
363.24	359.27	354.69	458.63	472.36	486.67	385.57	385.57	385.57	560.48
367.04	363.03	358.40	464.66	478.57	493.07	390.64	390.64	390.64	570.71
370.84	366.79	362.11	470.69	484.78	499.47	395.71	395.71	395.71	580.94
374.64	370.55	365.83	476.72	490.99	505.87	400.78	400.78	400.78	591.17
378.44	374.31	369.54	482.75	497.20	512.27	405.85	405.85	405.85	601.40
382.25	378.07	373.25	488.78	503.41	518.67	410.92	410.92	410.92	611.63
386.05	381.83	376.96	494.81	509.62	525.07	415.99	415.99	415.99	621.86
389.85	385.59	380.68	500.84	515.83	531.47	421.06	421.06	421.06	632.09
393.65	389.35	384.39	506.87	522.04	537.87	426.13	426.13	426.13	642.33
397.45	393.11	388.10	512.90	528.25	544.27	431.20	431.20	431.20	652.56
401.26	396.87	391.81	518.93	534.46	550.67	436.27	436.27	436.27	662.79
405.06	400.63	395.52	524.96	540.67	557.07	441.34	441.34	441.34	673.02
408.86	404.39	399.24	530.99	546.88	563.47	446.41	446.41	446.41	683.25
412.66	408.15	402.95	537.02	553.09	569.87	451.48	451.48	451.48	693.48
416.46	411.91	406.66	543.05	559.30	576.27	456.55	456.55	456.55	703.71
420.26	415.67	410.37	549.08	565.51	582.67	461.62	461.62	461.62	713.94
424.07	419.43	414.09	555.11	571.72	589.07	466.69	466.69	466.69	724.17
427.87	423.19	417.80	561.14	577.93	595.47	471.76	471.76	471.76	734.40
431.67	426.95	421.51	567.17	584.14	601.87	476.83	476.83	476.83	744.63
435.47	430.72	425.22	573.20	590.35	608.27	481.89	481.89	481.89	754.86
439.27	434.48	428.93	579.23	596.56	614.67	486.96	486.96	486.96	765.10
443.07	438.24	432.65	585.26	602.77	621.07	492.03	492.03	492.03	775.33
446.88	442.00	436.36	591.29	608.98	627.47	497.10	497.10	497.10	785.56
450.68	445.76	440.07	597.32	615.19	633.87	502.17	502.17	502.17	795.79
454.48	449.52	443.78	603.35	621.40	640.27	507.24	507.24	507.24	806.02
458.28	453.28	447.50	609.38	627.61	646.67	512.31	512.31	512.31	816.25
462.08	457.04	451.21	615.41	633.82	653.07	517.38	517.38	517.38	826.48
465.88	460.80	454.92	621.44	640.03	659.47	522.45	522.45	522.45	836.71
469.69	464.56	458.63	627.47	646.24	665.87	527.52	527.52	527.52	846.94
473.49	468.32	462.34	633.50	652.45	672.27	532.59	532.59	532.59	857.17
477.29	472.08	466.06	639.53	658.66	678.67	537.66	537.66	537.66	867.40
481.09	475.84	469.77	645.56	664.87	685.07	542.73	542.73	542.73	877.63
484.89	479.60	473.48	651.59	671.08	691.47	547.80	547.80	547.80	887.87
488.69	483.36	477.19	657.62	677.29	697.87	552.87	552.87	552.87	898.10
492.50	487.12	480.91	663.65	683.50	704.27	557.94	557.94	557.94	908.33
496.30	490.88	484.62	669.68	689.71	710.67	563.01	563.01	563.01	918.56
500.10	494.64	488.33	675.71	695.92	717.07	568.08	568.08	568.08	928.79
503.90	498.40	492.04	681.74	702.13	723.47	573.15	573.15	573.15	939.02
507.70	502.16	495.75	687.77	708.34	729.87	578.21	578.21	578.21	949.25
511.50	505.92	499.47	693.80	714.55	736.27	583.28	583.28	583.28	959.48
515.31	509.68	503.18	699.83	720.76	742.67	588.35	588.35	588.35	969.71
519.11	513.44	506.89	705.86	726.97	749.07	593.42	593.42	593.42	979.94
522.91	517.20	510.60	711.89	733.18	755.47	598.49	598.49	598.49	990.17
526.71	520.96	514.32	717.92	739.39	761.87	603.56	603.56	603.56	1,000.40
530.51	524.72	518.03	723.95	745.60	768.27	608.63	608.63	608.63	1,010.64
534.31	528.48	521.74	729.98	751.81	774.67	613.70	613.70	613.70	1,020.87
538.12	532.24	525.45	736.01	758.02	781.07	618.77	618.77	618.77	1,031.10
541.92	536.00	529.16	742.04	764.23	787.47	623.84	623.84	623.84	1,041.33

117	**Variation of Annum Payment / Annual Payment Equivalent**										
118	0										
119	1.00	[GJ per Annum]	-0.97	-1.25	-0.68	-1.00	-1.15	-0.27	0.20	-1.11	1.29
120	2.00	[GJ per Annum]	-1.23	-1.56	-0.86	-1.26	-1.44	-0.47	0.24	-1.45	1.61
121	3.00	[GJ per Annum]	-1.48	-1.88	-1.04	-1.52	-1.73	-0.68	0.29	-1.79	1.93
122	4.00	[GJ per Annum]	-1.73	-2.19	-1.21	-1.78	-2.02	-0.89	0.33	-2.13	2.25
123	5.00	[GJ per Annum]	-1.98	-2.51	-1.39	-2.04	-2.31	-1.09	0.38	-2.47	2.57
124	6.00	[GJ per Annum]	-2.24	-2.82	-1.56	-2.29	-2.61	-1.30	0.42	-2.80	2.89
125	7.00	[GJ per Annum]	-2.49	-3.14	-1.74	-2.55	-2.90	-1.51	0.47	-3.14	3.21
126	8.00	[GJ per Annum]	-2.74	-3.45	-1.91	-2.81	-3.19	-1.71	0.52	-3.48	3.53
127	9.00	[GJ per Annum]	-2.99	-3.77	-2.09	-3.07	-3.48	-1.92	0.56	-3.82	3.85
128	10.00	[GJ per Annum]	-3.25	-4.08	-2.27	-3.33	-3.77	-2.13	0.61	-4.16	4.17
129	11.00	[GJ per Annum]	-3.50	-4.40	-2.44	-3.59	-4.07	-2.33	0.65	-4.50	4.49
130	12.00	[GJ per Annum]	-3.75	-4.71	-2.62	-3.84	-4.36	-2.54	0.70	-4.83	4.82
131	13.00	[GJ per Annum]	-4.00	-5.03	-2.79	-4.10	-4.65	-2.75	0.74	-5.17	5.14
132	14.00	[GJ per Annum]	-4.26	-5.34	-2.97	-4.36	-4.94	-2.96	0.79	-5.51	5.46
133	15.00	[GJ per Annum]	-4.51	-5.66	-3.14	-4.62	-5.23	-3.16	0.83	-5.85	5.78
134	16.00	[GJ per Annum]	-4.69	-5.88	-3.27	-4.80	-5.44	-3.31	0.24	-6.06	5.66
135	17.00	[GJ per Annum]	-4.86	-6.10	-3.39	-4.98	-5.65	-3.46	-0.35	-6.28	5.54
136	17.16	[GJ per Annum]	-4.89	-6.13	-3.41	-5.01	-5.69	-3.48	-0.45	-6.31	5.52
137	18.00	[GJ per Annum]	-5.04	-6.32	-3.52	-5.16	-5.86	-3.60	-0.94	-6.49	5.42
138	19.00	[GJ per Annum]	-5.21	-6.54	-3.64	-5.34	-6.08	-3.75	-1.54	-6.71	5.30
139	20.00	[GJ per Annum]	-5.39	-6.76	-3.77	-5.52	-6.29	-3.90	-2.13	-6.92	5.18
140	21.00	[GJ per Annum]	-5.56	-6.98	-3.89	-5.70	-6.50	-4.04	-2.72	-7.13	5.06
141	22.00	[GJ per Annum]	-5.74	-7.20	-4.02	-5.88	-6.71	-4.19	-3.31	-7.35	4.94
142	23.00	[GJ per Annum]	-5.91	-7.42	-4.14	-6.07	-6.92	-4.34	-3.91	-7.56	4.82
143	24.00	[GJ per Annum]	-6.09	-7.64	-4.27	-6.25	-7.13	-4.48	-4.50	-7.78	4.70
144	25.00	[GJ per Annum]	-6.26	-7.86	-4.39	-6.43	-7.34	-4.63	-5.09	-7.99	4.58
145	26.00	[GJ per Annum]	-6.44	-8.08	-4.52	-6.61	-7.55	-4.78	-5.68	-8.20	4.46
146	27.00	[GJ per Annum]	-6.62	-8.30	-4.64	-6.79	-7.76	-4.92	-6.28	-8.42	4.34
147	28.00	[GJ per Annum]	-6.79	-8.52	-4.77	-6.97	-7.97	-5.07	-6.87	-8.63	4.22
148	29.00	[GJ per Annum]	-6.97	-8.74	-4.90	-7.15	-8.18	-5.22	-7.46	-8.85	4.10
149	30.00	[GJ per Annum]	-7.14	-8.96	-5.02	-7.33	-8.39	-5.36	-8.05	-9.06	3.98
150	31.00	[GJ per Annum]	-7.32	-9.19	-5.15	-7.51	-8.60	-5.51	-8.64	-9.27	3.86
151	32.00	[GJ per Annum]	-7.49	-9.41	-5.27	-7.69	-8.81	-5.66	-9.24	-9.49	3.74
152	33.00	[GJ per Annum]	-7.67	-9.63	-5.40	-7.87	-9.02	-5.80	-9.83	-9.70	3.62
153	34.00	[GJ per Annum]	-7.84	-9.85	-5.52	-8.05	-9.23	-5.95	-10.42	-9.92	3.50
154	35.00	[GJ per Annum]	-8.02	-10.07	-5.65	-8.23	-9.44	-6.10	-11.01	-10.13	3.38
155	36.00	[GJ per Annum]	-8.20	-10.29	-5.77	-8.41	-9.65	-6.24	-11.61	-10.34	3.26
156	37.00	[GJ per Annum]	-8.37	-10.51	-5.90	-8.60	-9.86	-6.39	-12.20	-10.56	3.14
157	38.00	[GJ per Annum]	-8.55	-10.73	-6.02	-8.78	-10.07	-6.54	-12.79	-10.77	3.02
158	39.00	[GJ per Annum]	-8.72	-10.95	-6.15	-8.96	-10.28	-6.68	-13.38	-10.99	2.90
159	40.00	[GJ per Annum]	-8.90	-11.17	-6.27	-9.14	-10.49	-6.83	-13.98	-320.76	312.34
160	41.00	[GJ per Annum]	-9.07	-11.39	-6.40	-9.32	-10.70	-6.98	-14.57	-11.42	2.66
161	42.00	[GJ per Annum]	-9.25	-11.61	-6.52	-9.50	-10.91	-7.12	-15.16	-11.63	2.54
162	43.00	[GJ per Annum]	-9.42	-11.83	-6.65	-9.68	-11.12	-7.27	-15.75	-11.84	2.42
163	44.00	[GJ per Annum]	-9.60	-12.05	-6.77	-9.86	-11.33	-7.42	-16.35	-12.06	2.30
164	45.00	[GJ per Annum]	-9.77	-12.27	-6.90	-10.04	-11.54	-7.56	-16.94	-12.27	2.18
165	46.00	[GJ per Annum]	-9.89	-12.42	-6.97	-10.16	-11.68	-7.95	-16.92	-12.42	2.10
166	47.00	[GJ per Annum]	-10.01	-12.56	-7.05	-10.28	-11.81	-8.33	-16.90	-12.56	2.01
167	48.00	[GJ per Annum]	-10.13	-12.71	-7.13	-10.40	-11.95	-8.72	-16.88	-12.71	1.93
168	49.00	[GJ per Annum]	-10.25	-12.85	-7.21	-10.52	-12.08	-9.10	-16.86	-12.85	1.85
169	50.00	[GJ per Annum]	-10.37	-13.00	-7.29	-10.63	-12.22	-9.49	-16.83	-13.00	1.77

						Annual average increase over 3 years			*WAGN*	*ERA*
-0.58	-0.41	-0.47	43.01	2.39	2.46	30.32	-	-	45.42	30.32
-0.72	-0.51	-0.59	47.84	2.81	2.89	32.93	-	-	50.68	32.93
-0.86	-0.61	-0.71	52.68	3.23	3.32	35.54	-	-	55.94	35.54
-1.01	-0.72	-0.83	57.51	3.65	3.75	38.15	-	-	61.19	38.15
-1.15	-0.82	-0.95	62.34	4.07	4.18	40.76	-	-	66.45	40.76
-1.29	-0.92	-1.06	67.18	4.49	4.61	43.36	-	-	71.71	43.36
-1.44	-1.02	-1.18	72.01	4.91	5.04	45.97	-	-	76.96	45.97
-1.58	-1.12	-1.30	76.84	5.33	5.47	48.58	-	-	82.22	48.58
-1.72	-1.23	-1.42	81.68	5.75	5.90	51.19	-	-	87.48	51.19
-1.87	-1.33	-1.54	86.51	6.17	6.33	53.80	-	-	92.73	53.80
-2.01	-1.43	-1.65	83.41	6.35	6.52	49.73	-	-	89.81	49.73
-2.15	-1.53	-1.77	80.30	6.53	6.71	45.66	-	-	86.89	45.66
-2.30	-1.64	-1.89	77.19	6.71	6.90	41.60	-	-	83.97	41.60
-2.44	-1.74	-2.01	74.09	6.89	7.09	37.53	-	-	81.04	37.53
-2.58	-1.84	-2.13	70.98	7.07	7.28	33.46	-	-	78.12	33.46
-2.67	-1.90	-2.20	71.54	7.25	7.47	33.06	-	-	78.86	33.06
-2.76	-1.96	-2.27	72.10	7.43	7.66	32.66	-	-	79.60	32.66
-2.77	-1.97	-2.28	72.19	7.46	7.69	32.65	-	-		
-2.84	-2.02	-2.34	72.65	7.61	7.85	32.26	-	-	80.34	32.26
-2.93	-2.08	-2.41	73.21	7.79	8.04	31.85	-	-	81.08	31.85
-3.01	-2.15	-2.48	73.77	7.97	8.23	31.45	-	-	81.83	31.45
-3.10	-2.21	-2.55	74.33	8.15	8.42	31.05	-	-	82.57	31.05
-3.19	-2.27	-2.62	74.88	8.33	8.61	30.65	-	-	83.31	30.65
-3.27	-2.33	-2.69	75.44	8.51	8.80	30.24	-	-	84.05	30.24
-3.36	-2.39	-2.76	76.00	8.69	8.99	29.84	-	-	84.79	29.84
-3.44	-2.45	-2.83	76.56	8.87	9.18	29.44	-	-	85.53	29.44
-3.53	-2.51	-2.90	77.12	9.05	9.37	29.03	-	-	86.27	29.03
-3.62	-2.57	-2.97	77.67	9.23	9.56	28.63	-	-	87.01	28.63
-3.70	-2.64	-3.04	78.23	9.41	9.75	28.23	-	-	87.76	28.23
-3.79	-2.70	-3.11	78.79	9.59	9.94	27.83	-	-	88.50	27.83
-3.87	-2.76	-3.19	79.35	9.77	10.13	27.42	-	-	89.24	27.42
-3.96	-2.82	-3.26	79.91	9.95	10.32	27.02	-	-	89.98	27.02
-4.05	-2.88	-3.33	80.46	10.13	10.51	26.62	-	-	90.72	26.62
-4.13	-2.94	-3.40	81.02	10.31	10.70	26.22	-	-	91.46	26.22
-4.22	-3.00	-3.47	81.58	10.49	10.89	25.81	-	-	92.20	25.81
-4.30	-3.06	-3.54	82.14	10.67	11.08	25.41	-	-	92.94	25.41
-4.39	-3.13	-3.61	82.69	10.85	11.27	25.01	-	-	93.68	25.01
-4.48	-3.19	-3.68	83.25	11.03	11.46	24.60	-	-	94.43	24.60
-4.56	-3.25	-3.75	83.81	11.21	11.65	24.20	-	-	95.17	24.20
-4.65	-3.31	-3.82	84.37	11.39	11.84	23.80	-	-	95.91	23.80
-4.73	-3.37	-3.89	84.93	11.57	12.03	23.40	-	-	96.65	23.40
-4.82	-3.43	-3.96	85.48	11.75	12.22	22.99	-	-	97.39	22.99
-4.91	-3.49	-4.03	86.04	11.93	12.41	22.59	-	-	98.13	22.59
-4.99	-3.55	-4.10	86.60	12.11	12.60	22.19	-	-	98.87	22.19
-5.08	-3.61	-4.18	87.16	12.29	12.79	21.79	-	-	99.61	21.79
-5.16	-3.68	-4.25	87.72	12.47	12.98	21.38	-	-	100.36	21.38
-5.22	-3.72	-4.29	90.03	12.65	13.17	22.74	-	-	102.86	22.74
-5.28	-3.76	-4.34	92.35	12.83	13.36	24.10	-	-	105.36	24.10
-5.34	-3.80	-4.39	94.67	13.01	13.55	25.46	-	-	107.86	25.46
-5.40	-3.84	-4.44	96.99	13.19	13.74	26.81	-	-	110.36	26.81
-5.46	-3.88	-4.49	99.30	13.37	13.93	28.17	-	-	112.86	28.17

170	51.00	[GJ per Annum]	-10.49	-13.14	-7.36	-10.75	-12.35	-9.87	-16.81	-13.14	1.69
171	52.00	[GJ per Annum]	-10.61	-13.28	-7.44	-10.87	-12.49	-10.26	-16.79	-13.29	1.61
172	53.00	[GJ per Annum]	-10.72	-13.43	-7.52	-10.99	-12.62	-10.64	-16.77	-13.43	1.53
173	54.00	[GJ per Annum]	-10.84	-13.57	-7.60	-11.11	-12.76	-11.03	-16.75	-13.58	1.44
174	55.00	[GJ per Annum]	-10.96	-13.72	-7.68	-11.23	-12.89	-11.41	-16.73	-13.72	1.36
175	56.00	[GJ per Annum]	-11.08	-13.86	-7.76	-11.35	-13.03	-11.80	-16.71	-13.87	1.28
176	57.00	[GJ per Annum]	-11.20	-14.01	-7.83	-11.47	-13.16	-12.18	-16.69	-14.01	1.20
177	58.00	[GJ per Annum]	-11.32	-14.15	-7.91	-11.59	-13.30	-12.57	-16.67	-14.16	1.12
178	59.00	[GJ per Annum]	-11.44	-14.30	-7.99	-11.70	-13.43	-12.95	-16.65	-14.31	1.04
179	60.00	[GJ per Annum]	-11.55	-14.44	-8.07	-11.82	-13.57	-13.34	-16.63	-14.45	0.96
180	61.00	[GJ per Annum]	-11.67	-14.59	-8.15	-11.94	-13.70	-13.72	-16.61	-14.60	0.88
181	62.00	[GJ per Annum]	-11.79	-14.73	-8.22	-12.06	-13.84	-14.11	-16.58	-14.74	0.79
182	63.00	[GJ per Annum]	-11.91	-14.88	-8.30	-12.18	-13.97	-14.49	-16.56	-14.89	0.71
183	64.00	[GJ per Annum]	-12.03	-15.02	-8.38	-12.30	-14.11	-14.88	-16.54	-15.03	0.63
184	65.00	[GJ per Annum]	-12.15	-15.17	-8.46	-12.42	-14.25	-15.26	-16.52	-15.18	0.55
185	66.00	[GJ per Annum]	-12.27	-15.31	-8.54	-12.54	-14.38	-15.65	-16.50	-15.32	0.47
186	67.00	[GJ per Annum]	-12.39	-15.46	-8.62	-12.65	-14.52	-16.03	-16.48	-15.47	0.39
187	68.00	[GJ per Annum]	-12.50	-15.60	-8.69	-12.77	-14.65	-16.42	-16.46	-15.61	0.31
188	69.00	[GJ per Annum]	-12.62	-15.75	-8.77	-12.89	-14.79	-16.80	-16.44	-15.76	0.22
189	70.00	[GJ per Annum]	-12.74	-15.89	-8.85	-13.01	-14.92	-17.19	-16.42	-15.90	0.14
190	71.00	[GJ per Annum]	-12.86	-16.04	-8.93	-13.13	-15.06	-17.57	-16.40	-16.05	0.06
191	72.00	[GJ per Annum]	-12.98	-16.18	-9.01	-13.25	-15.19	-17.96	-16.38	-16.19	-0.02
192	73.00	[GJ per Annum]	-13.10	-16.33	-9.08	-13.37	-15.33	-18.34	-16.36	-16.34	-0.10
193	74.00	[GJ per Annum]	-13.22	-16.47	-9.16	-13.49	-15.46	-18.73	-16.34	-16.48	-0.18
194	75.00	[GJ per Annum]	-13.33	-16.62	-9.24	-13.61	-15.60	-19.11	-16.31	-16.63	-0.26
195	76.00	[GJ per Annum]	-13.45	-16.76	-9.32	-13.72	-15.73	-19.50	-16.29	-16.77	-0.35
196	77.00	[GJ per Annum]	-13.57	-16.91	-9.40	-13.84	-15.87	-19.88	-16.27	-16.92	-0.43
197	78.00	[GJ per Annum]	-13.69	-17.05	-9.48	-13.96	-16.00	-20.27	-16.25	-17.07	-0.51
198	79.00	[GJ per Annum]	-13.81	-17.20	-9.55	-14.08	-16.14	-20.65	-16.23	-17.21	-0.59
199	80.00	[GJ per Annum]	-13.93	-17.34	-9.63	-14.20	-16.27	-21.04	-16.21	-17.36	-0.67
200	81.00	[GJ per Annum]	-14.05	-17.48	-9.71	-14.32	-16.41	-21.42	-16.19	-17.50	-0.75
201	82.00	[GJ per Annum]	-14.17	-17.63	-9.79	-14.44	-16.54	-21.81	-16.17	-17.65	-0.83
202	83.00	[GJ per Annum]	-14.28	-17.77	-9.87	-14.56	-16.68	-22.19	-16.15	-17.79	-0.92
203	84.00	[GJ per Annum]	-14.40	-17.92	-9.94	-14.67	-16.81	-22.58	-16.13	-17.94	-1.00
204	85.00	[GJ per Annum]	-14.52	-18.06	-10.02	-14.79	-16.95	-22.96	-16.11	-18.08	-1.08
205	86.00	[GJ per Annum]	-14.64	-18.21	-10.10	-14.91	-17.08	-23.35	-16.09	-18.23	-1.16
206	87.00	[GJ per Annum]	-14.76	-18.35	-10.18	-15.03	-17.22	-23.73	-16.06	-18.37	-1.24
207	88.00	[GJ per Annum]	-14.88	-18.50	-10.26	-15.15	-17.35	-24.12	-16.04	-18.52	-1.32
208	89.00	[GJ per Annum]	-15.00	-18.64	-10.33	-15.27	-17.49	-24.50	-16.02	-18.66	-1.40
209	90.00	[GJ per Annum]	-15.11	-18.79	-10.41	-15.39	-17.62	-24.89	-16.00	-18.81	-1.49
210	91.00	[GJ per Annum]	-15.23	-18.93	-10.49	-15.51	-17.76	-25.27	-15.98	-18.95	-1.57
211	92.00	[GJ per Annum]	-15.35	-19.08	-10.57	-15.63	-17.89	-25.66	-15.96	-19.10	-1.65
212	93.00	[GJ per Annum]	-15.47	-19.22	-10.65	-15.74	-18.03	-26.04	-15.94	-19.24	-1.73
213	94.00	[GJ per Annum]	-15.59	-19.37	-10.73	-15.86	-18.16	-26.43	-15.92	-19.39	-1.81
214	95.00	[GJ per Annum]	-15.71	-19.51	-10.80	-15.98	-18.30	-26.81	-15.90	-19.53	-1.89
215	96.00	[GJ per Annum]	-15.83	-19.66	-10.88	-16.10	-18.43	-27.20	-15.88	-19.68	-1.97
216	97.00	[GJ per Annum]	-15.95	-19.80	-10.96	-16.22	-18.57	-27.58	-15.86	-19.82	-2.05
217	98.00	[GJ per Annum]	-16.06	-19.95	-11.04	-16.34	-18.70	-27.97	-15.84	-19.97	-2.14
218	99.00	[GJ per Annum]	-16.18	-20.09	-11.12	-16.46	-18.84	-28.35	-15.81	-20.12	-2.22

-5.51	-3.92	-4.53	101.62	13.55	14.12	29.53	-	-	115.36	29.53
-5.57	-3.97	-4.58	103.94	13.73	14.31	30.88	-	-	117.86	30.88
-5.63	-4.01	-4.63	106.26	13.91	14.50	32.24	-	-	120.36	32.24
-5.69	-4.05	-4.68	108.58	14.09	14.69	33.60	-	-	122.87	33.60
-5.75	-4.09	-4.73	110.89	14.27	14.88	34.96	-	-	125.37	34.96
-5.81	-4.13	-4.77	113.21	14.45	15.07	36.31	-	-	127.87	36.31
-5.86	-4.17	-4.82	115.53	14.63	15.26	37.67	-	-	130.37	37.67
-5.92	-4.22	-4.87	117.85	14.81	15.45	39.03	-	-	132.87	39.03
-5.98	-4.26	-4.92	120.16	14.99	15.64	40.39	-	-	135.37	40.39
-6.04	-4.30	-4.96	122.48	15.17	15.83	41.74	-	-	137.87	41.74
-6.10	-4.34	-5.01	124.80	15.35	16.02	43.10	-	-	140.37	43.10
-6.15	-4.38	-5.06	127.12	15.53	16.21	44.46	-	-	142.87	44.46
-6.21	-4.42	-5.11	129.44	15.71	16.40	45.81	-	-	145.38	45.81
-6.27	-4.46	-5.16	131.75	15.89	16.59	47.17	-	-	147.88	47.17
-6.33	-4.51	-5.20	134.07	16.07	16.78	48.53	-	-	150.38	48.53
-6.39	-4.55	-5.25	136.39	16.25	16.97	49.89	-	-	152.88	49.89
-6.45	-4.59	-5.30	138.71	16.43	17.16	51.24	-	-	155.38	51.24
-6.50	-4.63	-5.35	141.02	16.61	17.35	52.60	-	-	157.88	52.60
-6.56	-4.67	-5.40	143.34	16.79	17.54	53.96	-	-	160.38	53.96
-6.62	-4.71	-5.44	145.66	16.97	17.73	55.31	-	-	162.88	55.31
-6.68	-4.76	-5.49	147.98	17.15	17.92	56.67	-	-	165.38	56.67
-6.74	-4.80	-5.54	150.30	17.33	18.11	58.03	-	-	167.89	58.03
-6.80	-4.84	-5.59	152.61	17.51	18.30	59.39	-	-	170.39	59.39
-6.85	-4.88	-5.64	154.93	17.69	18.49	60.74	-	-	172.89	60.74
-6.91	-4.92	-5.68	157.25	17.87	18.68	62.10	-	-	175.39	62.10
-6.97	-4.96	-5.73	159.57	18.05	18.87	63.46	-	-	177.89	63.46
-7.03	-5.00	-5.78	161.88	18.23	19.06	64.82	-	-	180.39	64.82
-7.09	-5.05	-5.83	164.20	18.41	19.25	66.17	-	-	182.89	66.17
-7.15	-5.09	-5.88	166.52	18.59	19.44	67.53	-	-	185.39	67.53
-7.20	-5.13	-5.92	168.84	18.77	19.63	68.89	-	-	187.89	68.89
-7.26	-5.17	-5.97	171.16	18.95	19.82	70.24	-	-	190.40	70.24
-7.32	-5.21	-6.02	173.47	19.13	20.01	71.60	-	-	192.90	71.60
-7.38	-5.25	-6.07	175.79	19.31	20.20	72.96	-	-	195.40	72.96
-7.44	-5.29	-6.12	178.11	19.49	20.39	74.32	-	-	197.90	74.32
-7.50	-5.34	-6.16	180.43	19.67	20.58	75.67	-	-	200.40	75.67
-7.55	-5.38	-6.21	182.74	19.85	20.77	77.03	-	-	202.90	77.03
-7.61	-5.42	-6.26	185.06	20.03	20.96	78.39	-	-	205.40	78.39
-7.67	-5.46	-6.31	187.38	20.21	21.15	79.75	-	-	207.90	79.75
-7.73	-5.50	-6.36	189.70	20.39	21.34	81.10	-	-	210.40	81.10
-7.79	-5.54	-6.40	192.02	20.57	21.53	82.46	-	-	212.91	82.46
-7.85	-5.59	-6.45	194.33	20.75	21.72	83.82	-	-	215.41	83.82
-7.90	-5.63	-6.50	196.65	20.93	21.91	85.17	-	-	217.91	85.17
-7.96	-5.67	-6.55	198.97	21.11	22.10	86.53	-	-	220.41	86.53
-8.02	-5.71	-6.60	201.29	21.29	22.29	87.89	-	-	222.91	87.89
-8.08	-5.75	-6.64	203.60	21.47	22.48	89.25	-	-	225.41	89.25
-8.14	-5.79	-6.69	205.92	21.65	22.67	90.60	-	-	227.91	90.60
-8.20	-5.83	-6.74	208.24	21.83	22.86	91.96	-	-	230.41	91.96
-8.25	-5.88	-6.79	210.56	22.01	23.05	93.32	-	-	232.91	93.32
-8.31	-5.92	-6.84	212.88	22.19	23.24	94.68	-	-	235.42	94.68

219	**Payment Variation**										
220		1.00	[GJ per Annum]	-0.02	-0.03	-0.02	-0.02	-0.03	-0.01	0.01	-0.03	0.04
221		2.00	[GJ per Annum]	-0.02	-0.03	-0.02	-0.03	-0.03	-0.01	0.01	-0.03	0.04
222		3.00	[GJ per Annum]	-0.02	-0.03	-0.02	-0.03	-0.03	-0.01	0.01	-0.03	0.04
223		4.00	[GJ per Annum]	-0.02	-0.03	-0.02	-0.03	-0.03	-0.01	0.01	-0.03	0.03
224		5.00	[GJ per Annum]	-0.02	-0.03	-0.02	-0.03	-0.03	-0.01	0.01	-0.03	0.03
225		6.00	[GJ per Annum]	-0.02	-0.03	-0.02	-0.03	-0.03	-0.02	0.00	-0.03	0.03
226		7.00	[GJ per Annum]	-0.02	-0.03	-0.02	-0.03	-0.03	-0.02	0.00	-0.03	0.03
227		8.00	[GJ per Annum]	-0.02	-0.03	-0.02	-0.03	-0.03	-0.02	0.00	-0.03	0.03
228		9.00	[GJ per Annum]	-0.02	-0.03	-0.02	-0.03	-0.03	-0.02	0.00	-0.03	0.03
229		10.00	[GJ per Annum]	-0.02	-0.03	-0.02	-0.03	-0.03	-0.02	0.00	-0.03	0.03
230		11.00	[GJ per Annum]	-0.02	-0.03	-0.02	-0.03	-0.03	-0.02	0.00	-0.03	0.03
231		12.00	[GJ per Annum]	-0.02	-0.03	-0.02	-0.03	-0.03	-0.02	0.00	-0.03	0.03
232		13.00	[GJ per Annum]	-0.02	-0.03	-0.02	-0.03	-0.03	-0.02	0.00	-0.03	0.03
233		14.00	[GJ per Annum]	-0.02	-0.03	-0.02	-0.03	-0.03	-0.02	0.00	-0.03	0.03
234		15.00	[GJ per Annum]	-0.02	-0.03	-0.02	-0.03	-0.03	-0.02	0.00	-0.03	0.03
235		16.00	[GJ per Annum]	-0.02	-0.03	-0.02	-0.03	-0.03	-0.02	0.00	-0.03	0.03
236		17.00	[GJ per Annum]	-0.02	-0.03	-0.02	-0.03	-0.03	-0.02	-0.00	-0.03	0.03
237		17.16	[GJ per Annum]	-0.02	-0.03	-0.02	-0.03	-0.03	-0.02	-0.00	-0.03	0.03
238		18.00	[GJ per Annum]	-0.02	-0.03	-0.02	-0.03	-0.03	-0.02	-0.00	-0.03	0.03
239		19.00	[GJ per Annum]	-0.02	-0.03	-0.02	-0.03	-0.03	-0.02	-0.01	-0.03	0.03
240		20.00	[GJ per Annum]	-0.02	-0.03	-0.02	-0.03	-0.03	-0.02	-0.01	-0.03	0.03
241		21.00	[GJ per Annum]	-0.02	-0.03	-0.02	-0.03	-0.03	-0.02	-0.01	-0.03	0.03
242		22.00	[GJ per Annum]	-0.02	-0.03	-0.02	-0.03	-0.03	-0.02	-0.02	-0.03	0.02
243		23.00	[GJ per Annum]	-0.02	-0.03	-0.02	-0.03	-0.03	-0.02	-0.02	-0.03	0.02
244		24.00	[GJ per Annum]	-0.02	-0.03	-0.02	-0.03	-0.03	-0.02	-0.02	-0.03	0.02
245		25.00	[GJ per Annum]	-0.02	-0.03	-0.02	-0.03	-0.03	-0.02	-0.02	-0.03	0.02
246		26.00	[GJ per Annum]	-0.02	-0.03	-0.02	-0.03	-0.03	-0.02	-0.02	-0.03	0.02
247		27.00	[GJ per Annum]	-0.02	-0.03	-0.02	-0.03	-0.03	-0.02	-0.03	-0.03	0.02
248		28.00	[GJ per Annum]	-0.02	-0.03	-0.02	-0.03	-0.03	-0.02	-0.03	-0.03	0.02
249		29.00	[GJ per Annum]	-0.02	-0.03	-0.02	-0.03	-0.03	-0.02	-0.03	-0.03	0.02
250		30.00	[GJ per Annum]	-0.02	-0.03	-0.02	-0.03	-0.03	-0.02	-0.03	-0.03	0.02
251		31.00	[GJ per Annum]	-0.02	-0.03	-0.02	-0.03	-0.03	-0.02	-0.03	-0.03	0.01
252		32.00	[GJ per Annum]	-0.02	-0.03	-0.02	-0.03	-0.03	-0.02	-0.03	-0.03	0.01
253		33.00	[GJ per Annum]	-0.02	-0.03	-0.02	-0.03	-0.03	-0.02	-0.03	-0.03	0.01
254		34.00	[GJ per Annum]	-0.02	-0.03	-0.02	-0.03	-0.03	-0.02	-0.04	-0.03	0.01
255		35.00	[GJ per Annum]	-0.02	-0.03	-0.02	-0.03	-0.03	-0.02	-0.04	-0.03	0.01
256		36.00	[GJ per Annum]	-0.02	-0.03	-0.02	-0.03	-0.03	-0.02	-0.04	-0.03	0.01
257		37.00	[GJ per Annum]	-0.02	-0.03	-0.02	-0.03	-0.03	-0.02	-0.04	-0.03	0.01
258		38.00	[GJ per Annum]	-0.02	-0.03	-0.02	-0.03	-0.03	-0.02	-0.04	-0.03	0.01
259		39.00	[GJ per Annum]	-0.02	-0.03	-0.02	-0.03	-0.03	-0.02	-0.04	-0.03	0.01
260		40.00	[GJ per Annum]	-0.02	-0.03	-0.02	-0.03	-0.03	-0.02	-0.04	-1.00	312.34
261		41.00	[GJ per Annum]	-0.02	-0.03	-0.02	-0.03	-0.03	-0.02	-0.04	-0.03	0.01
262		42.00	[GJ per Annum]	-0.02	-0.03	-0.02	-0.03	-0.03	-0.02	-0.04	-0.03	0.01
263		43.00	[GJ per Annum]	-0.02	-0.03	-0.02	-0.03	-0.03	-0.02	-0.04	-0.03	0.01
264		44.00	[GJ per Annum]	-0.02	-0.03	-0.02	-0.03	-0.03	-0.02	-0.05	-0.03	0.01
265		45.00	[GJ per Annum]	-0.02	-0.03	-0.02	-0.03	-0.03	-0.02	-0.05	-0.03	0.01
266		46.00	[GJ per Annum]	-0.02	-0.03	-0.02	-0.03	-0.03	-0.02	-0.05	-0.03	0.01
267		47.00	[GJ per Annum]	-0.02	-0.03	-0.02	-0.03	-0.03	-0.02	-0.04	-0.03	0.01
268		48.00	[GJ per Annum]	-0.02	-0.03	-0.02	-0.03	-0.03	-0.02	-0.04	-0.03	0.01
269		49.00	[GJ per Annum]	-0.02	-0.03	-0.02	-0.03	-0.03	-0.02	-0.04	-0.03	0.01
270		50.00	[GJ per Annum]	-0.02	-0.03	-0.02	-0.03	-0.03	-0.02	-0.04	-0.03	0.00

-0.02	-0.01	-0.01	1.17	0.03	0.03	0.83	-	-
-0.02	-0.01	-0.01	1.05	0.03	0.03	0.72	-	-
-0.02	-0.01	-0.01	0.96	0.03	0.03	0.65	-	-
-0.02	-0.01	-0.01	0.90	0.03	0.03	0.60	-	-
-0.02	-0.01	-0.01	0.85	0.03	0.03	0.56	-	-
-0.02	-0.01	-0.01	0.82	0.03	0.03	0.53	-	-
-0.02	-0.01	-0.01	0.79	0.03	0.03	0.50	-	-
-0.02	-0.01	-0.01	0.76	0.03	0.03	0.48	-	-
-0.02	-0.01	-0.01	0.74	0.03	0.03	0.47	-	-
-0.02	-0.01	-0.01	0.73	0.03	0.03	0.45	-	-
-0.02	-0.01	-0.01	0.65	0.03	0.03	0.39	-	-
-0.02	-0.01	-0.01	0.59	0.03	0.03	0.33	-	-
-0.02	-0.01	-0.01	0.53	0.03	0.03	0.28	-	-
-0.02	-0.01	-0.01	0.48	0.03	0.03	0.24	-	-
-0.02	-0.01	-0.01	0.43	0.03	0.03	0.20	-	-
-0.02	-0.01	-0.01	0.42	0.03	0.03	0.19	-	-
-0.02	-0.01	-0.01	0.41	0.03	0.03	0.19	-	-
-0.02	-0.01	-0.01	0.41	0.03	0.03	0.19	-	-
-0.02	-0.01	-0.01	0.40	0.03	0.03	0.18	-	-
-0.02	-0.01	-0.01	0.39	0.03	0.03	0.17	-	-
-0.02	-0.01	-0.01	0.38	0.03	0.03	0.16	-	-
-0.02	-0.01	-0.01	0.38	0.03	0.03	0.16	-	-
-0.02	-0.01	-0.01	0.37	0.03	0.03	0.15	-	-
-0.02	-0.01	-0.01	0.36	0.03	0.03	0.15	-	-
-0.02	-0.01	-0.01	0.36	0.03	0.03	0.14	-	-
-0.02	-0.01	-0.01	0.35	0.03	0.03	0.13	-	-
-0.02	-0.01	-0.01	0.34	0.03	0.03	0.13	-	-
-0.02	-0.01	-0.01	0.34	0.03	0.03	0.12	-	-
-0.02	-0.01	-0.01	0.33	0.03	0.03	0.12	-	-
-0.02	-0.01	-0.01	0.33	0.03	0.03	0.12	-	-
-0.02	-0.01	-0.01	0.32	0.03	0.03	0.11	-	-
-0.02	-0.01	-0.01	0.32	0.03	0.03	0.11	-	-
-0.02	-0.01	-0.01	0.31	0.03	0.03	0.10	-	-
-0.02	-0.01	-0.01	0.31	0.03	0.03	0.10	-	-
-0.02	-0.01	-0.01	0.30	0.03	0.03	0.10	-	-
-0.02	-0.01	-0.01	0.30	0.03	0.03	0.09	-	-
-0.02	-0.01	-0.01	0.30	0.03	0.03	0.09	-	-
-0.02	-0.01	-0.01	0.29	0.03	0.03	0.09	-	-
-0.02	-0.01	-0.01	0.29	0.03	0.03	0.08	-	-
-0.02	-0.01	-0.01	0.29	0.03	0.03	0.08	-	-
-0.02	-0.01	-0.01	0.28	0.03	0.03	0.08	-	-
-0.02	-0.01	-0.01	0.28	0.03	0.03	0.07	-	-
-0.02	-0.01	-0.01	0.28	0.03	0.03	0.07	-	-
-0.02	-0.01	-0.01	0.27	0.03	0.03	0.07	-	-
-0.02	-0.01	-0.01	0.27	0.03	0.03	0.07	-	-
-0.02	-0.01	-0.01	0.27	0.03	0.03	0.07	-	-
-0.02	-0.01	-0.01	0.27	0.03	0.03	0.07	-	-
-0.02	-0.01	-0.01	0.27	0.03	0.03	0.07	-	-
-0.02	-0.01	-0.01	0.28	0.03	0.03	0.07	-	-
-0.02	-0.01	-0.01	0.28	0.03	0.03	0.08	-	-
-0.02	-0.01	-0.01	0.29	0.03	0.03	0.08	-	-

271	51.00	[GJ per Annum]	-0.02	-0.03	-0.02	-0.03	-0.03	-0.02	-0.04	-0.03	0.00
272	52.00	[GJ per Annum]	-0.02	-0.03	-0.02	-0.03	-0.03	-0.03	-0.04	-0.03	0.00
273	53.00	[GJ per Annum]	-0.02	-0.03	-0.02	-0.03	-0.03	-0.03	-0.04	-0.03	0.00
274	54.00	[GJ per Annum]	-0.02	-0.03	-0.02	-0.03	-0.03	-0.03	-0.04	-0.03	0.00
275	55.00	[GJ per Annum]	-0.02	-0.03	-0.02	-0.03	-0.03	-0.03	-0.04	-0.03	0.00
276	56.00	[GJ per Annum]	-0.02	-0.03	-0.02	-0.03	-0.03	-0.03	-0.04	-0.03	0.00
277	57.00	[GJ per Annum]	-0.02	-0.03	-0.02	-0.03	-0.03	-0.03	-0.04	-0.03	0.00
278	58.00	[GJ per Annum]	-0.02	-0.03	-0.02	-0.03	-0.03	-0.03	-0.04	-0.03	0.00
279	59.00	[GJ per Annum]	-0.02	-0.03	-0.02	-0.03	-0.03	-0.03	-0.04	-0.03	0.00
280	60.00	[GJ per Annum]	-0.02	-0.03	-0.02	-0.03	-0.03	-0.03	-0.04	-0.03	0.00
281	61.00	[GJ per Annum]	-0.02	-0.03	-0.02	-0.03	-0.03	-0.03	-0.04	-0.03	0.00
282	62.00	[GJ per Annum]	-0.02	-0.03	-0.02	-0.03	-0.03	-0.03	-0.04	-0.03	0.00
283	63.00	[GJ per Annum]	-0.02	-0.03	-0.02	-0.03	-0.03	-0.03	-0.04	-0.03	0.00
284	64.00	[GJ per Annum]	-0.02	-0.03	-0.02	-0.03	-0.03	-0.03	-0.04	-0.03	0.00
285	65.00	[GJ per Annum]	-0.02	-0.03	-0.02	-0.03	-0.03	-0.03	-0.04	-0.04	0.00
286	66.00	[GJ per Annum]	-0.02	-0.03	-0.02	-0.03	-0.03	-0.03	-0.04	-0.04	0.00
287	67.00	[GJ per Annum]	-0.02	-0.03	-0.02	-0.03	-0.03	-0.03	-0.04	-0.04	0.00
288	68.00	[GJ per Annum]	-0.02	-0.03	-0.02	-0.03	-0.03	-0.03	-0.04	-0.04	0.00
289	69.00	[GJ per Annum]	-0.02	-0.03	-0.02	-0.03	-0.03	-0.03	-0.04	-0.04	0.00
290	70.00	[GJ per Annum]	-0.02	-0.03	-0.02	-0.03	-0.03	-0.04	-0.03	-0.04	0.00
291	71.00	[GJ per Annum]	-0.02	-0.03	-0.02	-0.03	-0.03	-0.04	-0.03	-0.04	0.00
292	72.00	[GJ per Annum]	-0.02	-0.03	-0.02	-0.03	-0.03	-0.04	-0.03	-0.04	-0.00
293	73.00	[GJ per Annum]	-0.02	-0.03	-0.02	-0.03	-0.03	-0.04	-0.03	-0.04	-0.00
294	74.00	[GJ per Annum]	-0.02	-0.03	-0.02	-0.03	-0.03	-0.04	-0.03	-0.04	-0.00
295	75.00	[GJ per Annum]	-0.02	-0.03	-0.02	-0.03	-0.03	-0.04	-0.03	-0.04	-0.00
296	76.00	[GJ per Annum]	-0.02	-0.03	-0.02	-0.03	-0.03	-0.04	-0.03	-0.04	-0.00
297	77.00	[GJ per Annum]	-0.02	-0.03	-0.02	-0.03	-0.03	-0.04	-0.03	-0.04	-0.00
298	78.00	[GJ per Annum]	-0.02	-0.03	-0.02	-0.03	-0.03	-0.04	-0.03	-0.04	-0.00
299	79.00	[GJ per Annum]	-0.02	-0.03	-0.02	-0.03	-0.03	-0.04	-0.03	-0.04	-0.00
300	80.00	[GJ per Annum]	-0.02	-0.03	-0.02	-0.03	-0.03	-0.04	-0.03	-0.04	-0.00
301	81.00	[GJ per Annum]	-0.02	-0.03	-0.02	-0.03	-0.03	-0.04	-0.03	-0.04	-0.00
302	82.00	[GJ per Annum]	-0.02	-0.03	-0.02	-0.03	-0.03	-0.04	-0.03	-0.04	-0.00
303	83.00	[GJ per Annum]	-0.02	-0.03	-0.02	-0.03	-0.03	-0.04	-0.03	-0.04	-0.00
304	84.00	[GJ per Annum]	-0.02	-0.03	-0.02	-0.03	-0.03	-0.04	-0.03	-0.04	-0.00
305	85.00	[GJ per Annum]	-0.02	-0.03	-0.02	-0.03	-0.03	-0.04	-0.03	-0.04	-0.00
306	86.00	[GJ per Annum]	-0.02	-0.03	-0.02	-0.03	-0.03	-0.04	-0.03	-0.04	-0.00
307	87.00	[GJ per Annum]	-0.02	-0.03	-0.02	-0.03	-0.03	-0.04	-0.03	-0.04	-0.00
308	88.00	[GJ per Annum]	-0.02	-0.03	-0.02	-0.03	-0.03	-0.04	-0.03	-0.04	-0.00
309	89.00	[GJ per Annum]	-0.02	-0.03	-0.02	-0.03	-0.03	-0.04	-0.03	-0.04	-0.00
310	90.00	[GJ per Annum]	-0.02	-0.03	-0.02	-0.03	-0.03	-0.04	-0.03	-0.04	-0.00
311	91.00	[GJ per Annum]	-0.02	-0.03	-0.02	-0.03	-0.03	-0.04	-0.03	-0.04	-0.00
312	92.00	[GJ per Annum]	-0.02	-0.03	-0.02	-0.03	-0.03	-0.04	-0.03	-0.04	-0.00
313	93.00	[GJ per Annum]	-0.02	-0.03	-0.02	-0.03	-0.03	-0.04	-0.03	-0.04	-0.00
314	94.00	[GJ per Annum]	-0.02	-0.03	-0.02	-0.03	-0.03	-0.04	-0.03	-0.04	-0.00
315	95.00	[GJ per Annum]	-0.02	-0.03	-0.02	-0.03	-0.03	-0.04	-0.03	-0.04	-0.00
316	96.00	[GJ per Annum]	-0.02	-0.03	-0.02	-0.03	-0.03	-0.05	-0.03	-0.04	-0.00
317	97.00	[GJ per Annum]	-0.02	-0.03	-0.02	-0.03	-0.03	-0.05	-0.03	-0.04	-0.00
318	98.00	[GJ per Annum]	-0.02	-0.03	-0.02	-0.03	-0.03	-0.05	-0.03	-0.04	-0.00
319	99.00	[GJ per Annum]	-0.02	-0.03	-0.02	-0.03	-0.03	-0.05	-0.03	-0.04	-0.00

-0.02	-0.01	-0.01	0.29	0.03	0.03	0.08	-	-
-0.02	-0.01	-0.01	0.29	0.03	0.03	0.09	-	-
-0.02	-0.01	-0.01	0.30	0.03	0.03	0.09	-	-
-0.02	-0.01	-0.01	0.30	0.03	0.03	0.09	-	-
-0.02	-0.01	-0.01	0.30	0.03	0.03	0.10	-	-
-0.02	-0.01	-0.01	0.31	0.03	0.03	0.10	-	-
-0.02	-0.01	-0.01	0.31	0.03	0.03	0.10	-	-
-0.02	-0.01	-0.01	0.31	0.03	0.03	0.10	-	-
-0.02	-0.01	-0.01	0.32	0.03	0.03	0.11	-	-
-0.02	-0.01	-0.01	0.32	0.03	0.03	0.11	-	-
-0.02	-0.01	-0.01	0.32	0.03	0.03	0.11	-	-
-0.02	-0.01	-0.01	0.32	0.03	0.03	0.11	-	-
-0.02	-0.01	-0.01	0.33	0.03	0.03	0.12	-	-
-0.02	-0.01	-0.01	0.33	0.03	0.03	0.12	-	-
-0.02	-0.01	-0.01	0.33	0.03	0.03	0.12	-	-
-0.02	-0.01	-0.01	0.34	0.03	0.03	0.12	-	-
-0.02	-0.01	-0.01	0.34	0.03	0.03	0.12	-	-
-0.02	-0.01	-0.01	0.34	0.03	0.03	0.13	-	-
-0.02	-0.01	-0.01	0.34	0.03	0.03	0.13	-	-
-0.02	-0.01	-0.01	0.35	0.03	0.03	0.13	-	-
-0.02	-0.01	-0.01	0.35	0.03	0.03	0.13	-	-
-0.02	-0.01	-0.01	0.35	0.03	0.03	0.14	-	-
-0.02	-0.01	-0.01	0.35	0.03	0.03	0.14	-	-
-0.02	-0.01	-0.01	0.36	0.03	0.03	0.14	-	-
-0.02	-0.01	-0.01	0.36	0.03	0.03	0.14	-	-
-0.02	-0.01	-0.01	0.36	0.03	0.03	0.14	-	-
-0.02	-0.01	-0.01	0.36	0.03	0.03	0.14	-	-
-0.02	-0.01	-0.01	0.36	0.03	0.03	0.15	-	-
-0.02	-0.01	-0.01	0.37	0.03	0.03	0.15	-	-
-0.02	-0.01	-0.01	0.37	0.03	0.03	0.15	-	-
-0.02	-0.01	-0.01	0.37	0.03	0.03	0.15	-	-
-0.02	-0.01	-0.01	0.37	0.03	0.03	0.16	-	-
-0.02	-0.01	-0.01	0.38	0.03	0.03	0.16	-	-
-0.02	-0.01	-0.01	0.38	0.03	0.03	0.16	-	-
-0.02	-0.01	-0.01	0.38	0.03	0.03	0.16	-	-
-0.02	-0.01	-0.01	0.38	0.03	0.03	0.16	-	-
-0.02	-0.01	-0.01	0.38	0.03	0.03	0.16	-	-
-0.02	-0.01	-0.01	0.39	0.03	0.03	0.16	-	-
-0.02	-0.01	-0.01	0.39	0.03	0.03	0.17	-	-
-0.02	-0.01	-0.01	0.39	0.03	0.03	0.17	-	-
-0.02	-0.01	-0.01	0.39	0.03	0.03	0.17	-	-
-0.02	-0.01	-0.01	0.39	0.03	0.03	0.17	-	-
-0.02	-0.01	-0.01	0.39	0.03	0.03	0.17	-	-
-0.02	-0.01	-0.01	0.40	0.03	0.03	0.17	-	-
-0.02	-0.01	-0.01	0.40	0.03	0.03	0.17	-	-
-0.02	-0.01	-0.01	0.40	0.03	0.03	0.18	-	-
-0.02	-0.01	-0.01	0.40	0.03	0.03	0.18	-	-
-0.02	-0.01	-0.01	0.40	0.03	0.03	0.18	-	-

320	**Payment per GJ Annum**											
321		1.00	[GJ per Annum]	43.04	42.06	40.81	40.13	39.13	37.98	37.72	37.91	36.80	38.09
322		2.00	[GJ per Annum]	27.00	26.39	25.61	25.18	24.55	23.83	23.59	23.72	22.99	23.80
323		3.00	[GJ per Annum]	21.66	21.17	20.54	20.20	19.69	19.11	18.89	18.98	18.39	19.03
324		4.00	[GJ per Annum]	18.99	18.56	18.01	17.70	17.26	16.75	16.53	16.62	16.08	16.65
325		5.00	[GJ per Annum]	17.39	16.99	16.49	16.21	15.80	15.34	15.12	15.20	14.70	15.22
326		6.00	[GJ per Annum]	16.32	15.94	15.47	15.21	14.83	14.40	14.18	14.25	13.78	14.27
327		7.00	[GJ per Annum]	15.55	15.20	14.75	14.50	14.14	13.72	13.51	13.57	13.13	13.58
328		8.00	[GJ per Annum]	14.98	14.64	14.21	13.97	13.62	13.22	13.00	13.07	12.63	13.07
329		9.00	[GJ per Annum]	14.54	14.20	13.78	13.55	13.21	12.82	12.61	12.67	12.25	12.68
330		10.00	[GJ per Annum]	14.18	13.85	13.45	13.22	12.89	12.51	12.30	12.36	11.94	12.36
331		11.00	[GJ per Annum]	13.89	13.57	13.17	12.95	12.62	12.25	12.04	12.10	11.69	12.10
332		12.00	[GJ per Annum]	13.64	13.33	12.94	12.72	12.40	12.04	11.83	11.88	11.48	11.88
333		13.00	[GJ per Annum]	13.44	13.13	12.74	12.53	12.21	11.86	11.64	11.70	11.30	11.70
334		14.00	[GJ per Annum]	13.26	12.96	12.58	12.37	12.05	11.70	11.49	11.55	11.15	11.54
335		15.00	[GJ per Annum]	13.11	12.81	12.43	12.22	11.91	11.57	11.36	11.41	11.02	11.41
336		16.00	[GJ per Annum]	12.77	12.48	12.11	11.91	11.61	11.27	11.06	11.07	10.70	11.05
337		17.00	[GJ per Annum]	12.47	12.19	11.83	11.63	11.33	11.00	10.80	10.78	10.41	10.73
338		17.16	[GJ per Annum]	12.43	12.14	11.78	11.58	11.29	10.96	10.76	10.73	10.36	10.69
339		18.00	[GJ per Annum]	12.20	11.92	11.57	11.38	11.09	10.77	10.57	10.51	10.15	10.45
340		19.00	[GJ per Annum]	11.97	11.69	11.35	11.16	10.87	10.55	10.36	10.28	9.92	10.20
341		20.00	[GJ per Annum]	11.75	11.48	11.14	10.96	10.68	10.37	10.17	10.06	9.72	9.98
342		21.00	[GJ per Annum]	11.56	11.29	10.96	10.77	10.50	10.19	10.00	9.87	9.53	9.77
343		22.00	[GJ per Annum]	11.38	11.12	10.79	10.61	10.34	10.04	9.85	9.70	9.36	9.59
344		23.00	[GJ per Annum]	11.22	10.96	10.64	10.46	10.20	9.90	9.71	9.54	9.21	9.42
345		24.00	[GJ per Annum]	11.07	10.82	10.50	10.32	10.06	9.76	9.58	9.39	9.07	9.26
346		25.00	[GJ per Annum]	10.94	10.69	10.37	10.20	9.94	9.64	9.46	9.26	8.94	9.12
347		26.00	[GJ per Annum]	10.81	10.56	10.25	10.08	9.82	9.53	9.35	9.13	8.82	8.99
348		27.00	[GJ per Annum]	10.69	10.45	10.14	9.97	9.72	9.43	9.25	9.02	8.70	8.87
349		28.00	[GJ per Annum]	10.59	10.34	10.04	9.87	9.62	9.34	9.16	8.91	8.60	8.75
350		29.00	[GJ per Annum]	10.49	10.25	9.94	9.78	9.53	9.25	9.07	8.81	8.51	8.65
351		30.00	[GJ per Annum]	10.39	10.15	9.86	9.69	9.44	9.16	8.99	8.72	8.42	8.55
352		31.00	[GJ per Annum]	10.31	10.07	9.77	9.61	9.36	9.09	8.91	8.63	8.33	8.46
353		32.00	[GJ per Annum]	10.22	9.99	9.69	9.53	9.29	9.01	8.84	8.55	8.25	8.37
354		33.00	[GJ per Annum]	10.15	9.91	9.62	9.46	9.22	8.95	8.77	8.47	8.18	8.29
355		34.00	[GJ per Annum]	10.07	9.84	9.55	9.39	9.15	8.88	8.71	8.40	8.11	8.21
356		35.00	[GJ per Annum]	10.00	9.78	9.49	9.33	9.09	8.82	8.65	8.33	8.04	8.14
357		36.00	[GJ per Annum]	9.94	9.71	9.43	9.27	9.03	8.76	8.59	8.27	7.98	8.07
358		37.00	[GJ per Annum]	9.88	9.65	9.37	9.21	8.98	8.71	8.54	8.21	7.92	8.01
359		38.00	[GJ per Annum]	9.82	9.60	9.31	9.16	8.92	8.66	8.49	8.15	7.87	7.95
360		39.00	[GJ per Annum]	9.77	9.54	9.26	9.10	8.87	8.61	8.44	8.10	7.81	7.89
361		40.00	[GJ per Annum]	9.71	9.49	9.21	9.05	8.83	8.56	8.39	8.04	0.03	7.83
362		41.00	[GJ per Annum]	9.66	9.44	9.16	9.01	8.78	8.52	8.35	7.99	7.72	7.78
363		42.00	[GJ per Annum]	9.62	9.40	9.12	8.96	8.74	8.48	8.31	7.95	7.67	7.73
364		43.00	[GJ per Annum]	9.57	9.35	9.08	8.92	8.70	8.44	8.27	7.90	7.63	7.68
365		44.00	[GJ per Annum]	9.53	9.31	9.04	8.88	8.66	8.40	8.23	7.86	7.59	7.64
366		45.00	[GJ per Annum]	9.49	9.27	9.00	8.84	8.62	8.36	8.20	7.82	7.55	7.60
367		46.00	[GJ per Annum]	9.39	9.18	8.91	8.75	8.53	8.28	8.11	7.74	7.47	7.51
368		47.00	[GJ per Annum]	9.30	9.08	8.82	8.67	8.45	8.20	8.02	7.66	7.39	7.44
369		48.00	[GJ per Annum]	9.21	9.00	8.73	8.59	8.37	8.12	7.94	7.59	7.32	7.36
370		49.00	[GJ per Annum]	9.12	8.92	8.65	8.51	8.29	8.04	7.86	7.51	7.25	7.29
371		50.00	[GJ per Annum]	9.04	8.84	8.58	8.43	8.22	7.97	7.78	7.45	7.19	7.22

37.51	37.10	36.63	79.64	82.03	84.49	66.95	66.95	66.95
23.44	23.18	22.88	46.81	48.21	49.66	39.35	39.35	39.35
18.74	18.54	18.30	35.86	36.94	38.04	30.15	30.15	30.15
16.40	16.22	16.01	30.39	31.30	32.24	25.55	25.55	25.55
14.99	14.82	14.64	27.10	27.92	28.75	22.79	22.79	22.79
14.05	13.90	13.72	24.92	25.66	26.43	20.95	20.95	20.95
13.38	13.23	13.06	23.35	24.05	24.77	19.63	19.63	19.63
12.88	12.74	12.57	22.18	22.85	23.53	18.65	18.65	18.65
12.49	12.35	12.19	21.27	21.91	22.56	17.88	17.88	17.88
12.17	12.04	11.89	20.54	21.15	21.79	17.27	17.27	17.27
11.92	11.79	11.64	19.22	19.80	20.39	16.16	16.16	16.16
11.70	11.58	11.43	18.12	18.66	19.22	15.23	15.23	15.23
11.52	11.40	11.25	17.19	17.71	18.24	14.45	14.45	14.45
11.37	11.24	11.10	16.39	16.88	17.39	13.78	13.78	13.78
11.23	11.11	10.97	15.70	16.17	16.66	13.20	13.20	13.20
10.88	10.76	10.63	15.10	15.55	16.02	12.69	12.69	12.69
10.57	10.46	10.32	14.56	15.00	15.45	12.24	12.24	12.24
10.52	10.41	10.28	14.48	14.92	15.37	12.18	12.18	12.18
10.30	10.18	10.05	14.09	14.51	14.95	11.85	11.85	11.85
10.05	9.94	9.81	13.67	14.08	14.50	11.49	11.49	11.49
9.83	9.72	9.60	13.28	13.68	14.09	11.17	11.17	11.17
9.63	9.52	9.40	12.94	13.33	13.73	10.88	10.88	10.88
9.44	9.34	9.22	12.62	13.00	13.39	10.61	10.61	10.61
9.28	9.17	9.06	12.34	12.71	13.09	10.37	10.37	10.37
9.12	9.02	8.91	12.07	12.44	12.81	10.15	10.15	10.15
8.98	8.88	8.77	11.83	12.19	12.55	9.95	9.95	9.95
8.85	8.76	8.64	11.61	11.96	12.32	9.76	9.76	9.76
8.73	8.64	8.53	11.40	11.74	12.10	9.59	9.59	9.59
8.62	8.53	8.42	11.21	11.55	11.90	9.43	9.43	9.43
8.52	8.42	8.32	11.03	11.36	11.71	9.28	9.28	9.28
8.42	8.33	8.22	10.87	11.19	11.53	9.13	9.13	9.13
8.33	8.24	8.13	10.71	11.03	11.36	9.00	9.00	9.00
8.24	8.15	8.05	10.56	10.88	11.21	8.88	8.88	8.88
8.16	8.07	7.97	10.43	10.74	11.06	8.77	8.77	8.77
8.09	8.00	7.90	10.30	10.61	10.93	8.66	8.66	8.66
8.02	7.93	7.83	10.17	10.48	10.80	8.55	8.55	8.55
7.95	7.86	7.76	10.06	10.36	10.67	8.46	8.46	8.46
7.89	7.80	7.70	9.95	10.25	10.56	8.37	8.37	8.37
7.83	7.74	7.64	9.85	10.14	10.45	8.28	8.28	8.28
7.77	7.68	7.59	9.75	10.04	10.35	8.20	8.20	8.20
7.72	7.63	7.53	9.66	9.95	10.25	8.12	8.12	8.12
7.66	7.58	7.48	9.57	9.85	10.15	8.04	8.04	8.04
7.61	7.53	7.44	9.48	9.77	10.06	7.97	7.97	7.97
7.57	7.49	7.39	9.40	9.69	9.98	7.91	7.91	7.91
7.52	7.44	7.35	9.33	9.61	9.90	7.84	7.84	7.84
7.48	7.40	7.30	9.25	9.53	9.82	7.78	7.78	7.78
7.40	7.32	7.23	9.18	9.46	9.75	7.72	7.72	7.72
7.32	7.24	7.15	9.12	9.39	9.67	7.66	7.66	7.66
7.25	7.17	7.08	9.05	9.32	9.61	7.61	7.61	7.61
7.18	7.10	7.01	8.99	9.26	9.54	7.56	7.56	7.56
7.11	7.04	6.95	8.93	9.20	9.48	7.51	7.51	7.51

372	51.00	[GJ per Annum]	8.96	8.76	8.50	8.36	8.15	7.90	7.71	7.38	7.12	7.16
373	52.00	[GJ per Annum]	8.89	8.69	8.43	8.29	8.08	7.84	7.64	7.32	7.06	7.09
374	53.00	[GJ per Annum]	8.82	8.61	8.36	8.22	8.01	7.77	7.57	7.26	7.00	7.03
375	54.00	[GJ per Annum]	8.75	8.55	8.29	8.15	7.95	7.71	7.51	7.20	6.95	6.97
376	55.00	[GJ per Annum]	8.68	8.48	8.23	8.09	7.89	7.65	7.45	7.14	6.89	6.92
377	56.00	[GJ per Annum]	8.61	8.42	8.17	8.03	7.83	7.60	7.38	7.09	6.84	6.86
378	57.00	[GJ per Annum]	8.55	8.36	8.11	7.97	7.77	7.54	7.33	7.03	6.79	6.81
379	58.00	[GJ per Annum]	8.49	8.30	8.05	7.92	7.72	7.49	7.27	6.98	6.74	6.76
380	59.00	[GJ per Annum]	8.43	8.24	8.00	7.86	7.66	7.44	7.22	6.93	6.69	6.71
381	60.00	[GJ per Annum]	8.38	8.18	7.94	7.81	7.61	7.39	7.16	6.89	6.65	6.66
382	61.00	[GJ per Annum]	8.32	8.13	7.89	7.76	7.56	7.34	7.11	6.84	6.60	6.62
383	62.00	[GJ per Annum]	8.27	8.08	7.84	7.71	7.51	7.29	7.06	6.80	6.56	6.57
384	63.00	[GJ per Annum]	8.22	8.03	7.79	7.66	7.47	7.25	7.02	6.75	6.52	6.53
385	64.00	[GJ per Annum]	8.17	7.98	7.75	7.62	7.42	7.20	6.97	6.71	6.48	6.49
386	65.00	[GJ per Annum]	8.12	7.93	7.70	7.57	7.38	7.16	6.93	6.67	6.44	6.45
387	66.00	[GJ per Annum]	8.07	7.89	7.66	7.53	7.34	7.12	6.88	6.63	6.40	6.41
388	67.00	[GJ per Annum]	8.03	7.84	7.61	7.48	7.30	7.08	6.84	6.59	6.36	6.37
389	68.00	[GJ per Annum]	7.98	7.80	7.57	7.44	7.26	7.04	6.80	6.56	6.33	6.33
390	69.00	[GJ per Annum]	7.94	7.76	7.53	7.40	7.22	7.00	6.76	6.52	6.29	6.30
391	70.00	[GJ per Annum]	7.90	7.72	7.49	7.37	7.18	6.97	6.72	6.49	6.26	6.26
392	71.00	[GJ per Annum]	7.86	7.68	7.45	7.33	7.14	6.93	6.68	6.45	6.23	6.23
393	72.00	[GJ per Annum]	7.82	7.64	7.42	7.29	7.11	6.90	6.65	6.42	6.19	6.19
394	73.00	[GJ per Annum]	7.78	7.60	7.38	7.26	7.07	6.86	6.61	6.39	6.16	6.16
395	74.00	[GJ per Annum]	7.75	7.57	7.35	7.22	7.04	6.83	6.58	6.36	6.13	6.13
396	75.00	[GJ per Annum]	7.71	7.53	7.31	7.19	7.01	6.80	6.54	6.33	6.10	6.10
397	76.00	[GJ per Annum]	7.68	7.50	7.28	7.16	6.97	6.77	6.51	6.30	6.08	6.07
398	77.00	[GJ per Annum]	7.64	7.47	7.25	7.12	6.94	6.74	6.48	6.27	6.05	6.04
399	78.00	[GJ per Annum]	7.61	7.43	7.21	7.09	6.91	6.71	6.45	6.24	6.02	6.02
400	79.00	[GJ per Annum]	7.58	7.40	7.18	7.06	6.88	6.68	6.42	6.21	6.00	5.99
401	80.00	[GJ per Annum]	7.54	7.37	7.15	7.03	6.86	6.65	6.39	6.19	5.97	5.96
402	81.00	[GJ per Annum]	7.51	7.34	7.12	7.00	6.83	6.62	6.36	6.16	5.94	5.94
403	82.00	[GJ per Annum]	7.48	7.31	7.10	6.98	6.80	6.60	6.33	6.14	5.92	5.91
404	83.00	[GJ per Annum]	7.45	7.28	7.07	6.95	6.77	6.57	6.31	6.11	5.90	5.89
405	84.00	[GJ per Annum]	7.43	7.25	7.04	6.92	6.75	6.55	6.28	6.09	5.87	5.86
406	85.00	[GJ per Annum]	7.40	7.23	7.01	6.90	6.72	6.52	6.25	6.06	5.85	5.84
407	86.00	[GJ per Annum]	7.37	7.20	6.99	6.87	6.70	6.50	6.23	6.04	5.83	5.81
408	87.00	[GJ per Annum]	7.34	7.17	6.96	6.85	6.67	6.47	6.20	6.02	5.81	5.79
409	88.00	[GJ per Annum]	7.32	7.15	6.94	6.82	6.65	6.45	6.18	6.00	5.79	5.77
410	89.00	[GJ per Annum]	7.29	7.12	6.91	6.80	6.63	6.43	6.15	5.97	5.76	5.75
411	90.00	[GJ per Annum]	7.27	7.10	6.89	6.77	6.60	6.41	6.13	5.95	5.74	5.73
412	91.00	[GJ per Annum]	7.24	7.07	6.87	6.75	6.58	6.39	6.11	5.93	5.72	5.71
413	92.00	[GJ per Annum]	7.22	7.05	6.84	6.73	6.56	6.36	6.09	5.91	5.70	5.69
414	93.00	[GJ per Annum]	7.20	7.03	6.82	6.71	6.54	6.34	6.06	5.89	5.69	5.67
415	94.00	[GJ per Annum]	7.17	7.01	6.80	6.69	6.52	6.32	6.04	5.87	5.67	5.65
416	95.00	[GJ per Annum]	7.15	6.98	6.78	6.67	6.50	6.30	6.02	5.85	5.65	5.63
417	96.00	[GJ per Annum]	7.13	6.96	6.76	6.64	6.48	6.29	6.00	5.84	5.63	5.61
418	97.00	[GJ per Annum]	7.11	6.94	6.74	6.62	6.46	6.27	5.98	5.82	5.61	5.59
419	98.00	[GJ per Annum]	7.09	6.92	6.72	6.61	6.44	6.25	5.96	5.80	5.60	5.58
420	99.00	[GJ per Annum]	7.06	6.90	6.70	6.59	6.42	6.23	5.94	5.78	5.58	5.56

7.05	6.97	6.88	8.87	9.14	9.42	7.46	7.46	7.46
6.99	6.91	6.82	8.82	9.08	9.36	7.41	7.41	7.41
6.93	6.85	6.76	8.77	9.03	9.30	7.37	7.37	7.37
6.87	6.79	6.71	8.72	8.98	9.25	7.33	7.33	7.33
6.81	6.74	6.65	8.67	8.93	9.20	7.29	7.29	7.29
6.76	6.68	6.60	8.62	8.88	9.15	7.25	7.25	7.25
6.71	6.63	6.55	8.58	8.83	9.10	7.21	7.21	7.21
6.66	6.58	6.50	8.53	8.79	9.05	7.17	7.17	7.17
6.61	6.54	6.45	8.49	8.74	9.01	7.14	7.14	7.14
6.56	6.49	6.41	8.45	8.70	8.96	7.10	7.10	7.10
6.52	6.44	6.36	8.41	8.66	8.92	7.07	7.07	7.07
6.47	6.40	6.32	8.37	8.62	8.88	7.04	7.04	7.04
6.43	6.36	6.28	8.33	8.58	8.84	7.01	7.01	7.01
6.39	6.32	6.24	8.30	8.55	8.80	6.98	6.98	6.98
6.35	6.28	6.20	8.26	8.51	8.77	6.95	6.95	6.95
6.31	6.24	6.16	8.23	8.47	8.73	6.92	6.92	6.92
6.27	6.20	6.12	8.20	8.44	8.70	6.89	6.89	6.89
6.24	6.17	6.09	8.16	8.41	8.66	6.86	6.86	6.86
6.20	6.13	6.06	8.13	8.38	8.63	6.84	6.84	6.84
6.17	6.10	6.02	8.10	8.34	8.60	6.81	6.81	6.81
6.13	6.07	5.99	8.07	8.31	8.57	6.79	6.79	6.79
6.10	6.03	5.96	8.04	8.29	8.54	6.76	6.76	6.76
6.07	6.00	5.93	8.02	8.26	8.51	6.74	6.74	6.74
6.04	5.97	5.90	7.99	8.23	8.48	6.72	6.72	6.72
6.01	5.94	5.87	7.96	8.20	8.45	6.70	6.70	6.70
5.98	5.91	5.84	7.94	8.18	8.42	6.67	6.67	6.67
5.95	5.89	5.81	7.91	8.15	8.40	6.65	6.65	6.65
5.92	5.86	5.78	7.89	8.13	8.37	6.63	6.63	6.63
5.90	5.83	5.76	7.87	8.10	8.35	6.61	6.61	6.61
5.87	5.81	5.73	7.84	8.08	8.32	6.59	6.59	6.59
5.85	5.78	5.71	7.82	8.05	8.30	6.58	6.58	6.58
5.82	5.76	5.68	7.80	8.03	8.28	6.56	6.56	6.56
5.80	5.73	5.66	7.78	8.01	8.25	6.54	6.54	6.54
5.77	5.71	5.64	7.76	7.99	8.23	6.52	6.52	6.52
5.75	5.69	5.61	7.74	7.97	8.21	6.50	6.50	6.50
5.73	5.66	5.59	7.72	7.95	8.19	6.49	6.49	6.49
5.70	5.64	5.57	7.70	7.93	8.17	6.47	6.47	6.47
5.68	5.62	5.55	7.68	7.91	8.15	6.46	6.46	6.46
5.66	5.60	5.53	7.66	7.89	8.13	6.44	6.44	6.44
5.64	5.58	5.51	7.64	7.87	8.11	6.42	6.42	6.42
5.62	5.56	5.49	7.62	7.85	8.09	6.41	6.41	6.41
5.60	5.54	5.47	7.61	7.83	8.07	6.40	6.40	6.40
5.58	5.52	5.45	7.59	7.82	8.05	6.38	6.38	6.38
5.56	5.50	5.43	7.57	7.80	8.04	6.37	6.37	6.37
5.54	5.48	5.41	7.56	7.78	8.02	6.35	6.35	6.35
5.53	5.47	5.40	7.54	7.77	8.00	6.34	6.34	6.34
5.51	5.45	5.38	7.53	7.75	7.99	6.33	6.33	6.33
5.49	5.43	5.36	7.51	7.73	7.97	6.31	6.31	6.31
5.47	5.41	5.35	7.50	7.72	7.95	6.30	6.30	6.30

Final Decision for AGN's Second Access Arrangement

Ref	3	4	5 6 7 8	9	10	11	12	13	14	15	16	17	18	19	20	21	22	23					
3				Year ending 31 December														Year Ending 30 June			Year Ending 30 June		
Regulatory Period					1	1	1	1	1	2	2	2	2	2	3	4	5	3	3	3	3	3	3
Year ending 31 December				1999	2000	2001	2002	2003	2004	2005	2006	2007	2008	2009	2010	2010	2011	2012	2013	2014	2012	2013	2014
Months				1 to 12	1 to 12	1 to 12	1 to 12	1 to 12	1 to 12	1 to 12	1 to 12	1 to 12	1 to 12	1 to 12	1 to 6	7 to 12	1 to 6	7 to 6	7 to 6	7 to 6	7 to 6	7 to 6	7 to 6
Date				31/12/1999	31/12/00	31/12/01	31/12/02	31/12/03	31/12/04	31/12/05	31/12/06	31/12/07	31/12/08	31/12/09	30/06/10	31/12/10	30/06/11	30/06/12	30/06/13	30/06/14	30/06/12	30/06/13	30/06/14
Average User [$ 31/12/2009]																							
9					ACTUAL 1 (FA1) [$ 31/12/2009]					ACTUAL 2 [$ 31/12/2009]					Actual 3 [$ 31/12/2009]			FORECAST [$ 31/12/2009]			plicable Tariff Path [$ 31/12/2		
10	Cost per GJ																						
11	A1				1.10	1.07	1.04	1.02	1.00	0.97	0.95	0.91	0.88	0.86	0.85	0.84	0.83	0.91	0.94	0.96	0.76	0.76	0.76
12	A2				3.72	3.63	3.53	3.47	3.38	3.28	3.21	3.22	3.11	3.06	3.01	2.98	2.94	3.27	3.37	3.47	2.75	2.75	2.75
13	B1				6.39	6.25	6.06	5.96	5.81	5.64	5.52	5.55	5.35	5.30	5.22	5.16	5.10	5.95	6.13	6.31	5.00	5.00	5.00
14	B2				7.96	7.78	7.55	7.43	7.24	7.03	6.88	6.92	6.67	6.81	6.71	6.63	6.55	9.20	9.48	9.76	7.74	7.74	7.74
15	B3				12.43	12.14	11.78	11.58	11.29	10.96	10.76	10.73	10.36	10.69	10.52	10.41	10.28	14.48	14.92	15.37	12.18	12.18	12.18
16																							
17																							
18	***Post DD incremental steps***																						
19	Previous Final Approval				6.11																		
20	WAGN Access Arrangement				7.62																		
21	ERA Draft decision				5.57																		
22	WAGN submission post DD				7.23																		
23	Corrected WAGN submission				7.21																		
24	Authority asset roll forward method				7.20																		
25	Inflation base = 8 Cities CPI				7.11																		
26	Return on opening value of assets				7.06																		
27	ERA WACC				6.28																		
28	Adjusted non-capital cost				6.17																		
29	Investment mechanism symmetrical				6.09																		
30	Working capital excluded = Final Decision				6.07																		
31																							
32																							
33																							
34																							

Final Decision for AGN's Second Access Arrangement

Year	1
Normal	1
Leap	2

For: "Retail impact chart"

0	0
120	25000

Ref	2	3	4	5	6	7	8	9	10	11	12	13	14	15	16	17	18	19	20
3																			
4																			
5																			
6																			
7																			
Residential customer's retail tariffs								**Residential customer's retail tariffs**					**Business customer's retail tariffs**						
9								**[$/day inc GST]**	**[$/year inc GST]**	**[$/year ex GST]**			**[$/day inc GST]**	**[$/year inc GST]**	**[$/year ex GST]**				
10	**Retail tariffs**																		
11	Fixed [per day]							**0.1556**	54.519	49.562			**0.1354**	47.441	43.128				Fixed [per day]
12	Usage 1 (Q<=12units/day)							**0.1074**	37.630	34.209			**0.0979**	34.302	31.183				Usage 1 (Q<=100units/day)
13	Usage 2 (Q>12units/day)							**0.0969**	33.951	30.865			**0.0784**	27.469	24.972				Usage 2 (Q>100units/day)
14																			
15											***Increase pass through***					***Increase pass through***			
16	**Units used**										*B3*	*B2*				*B3*	*B2*		
17		1.00	[GJ/year]	0.761	[units/day]			0.237	83.157	75.597	105.919	#N/A	0.210	73.546	66.860	97.182	#N/A		
18		2.00	[GJ/year]	1.522	[units/day]			0.319	111.795	101.631	134.562	#N/A	0.284	99.651	90.592	123.522	#N/A		
19		3.00	[GJ/year]	2.283	[units/day]			0.401	140.433	127.666	163.205	#N/A	0.359	125.756	114.323	149.862	#N/A		
20		4.00	[GJ/year]	3.044	[units/day]			0.483	169.071	153.701	191.848	#N/A	0.433	151.860	138.055	176.203	#N/A		
21		5.00	[GJ/year]	3.805	[units/day]			0.564	197.709	179.735	220.491	243.475	0.508	177.965	161.787	202.543	225.526		
22		6.00	[GJ/year]	4.566	[units/day]			0.646	226.347	205.770	249.134	#N/A	0.582	204.070	185.518	228.883	#N/A		
23		7.00	[GJ/year]	5.327	[units/day]			0.728	254.985	231.804	277.777	#N/A	0.657	230.175	209.250	255.223	#N/A		
24		8.00	[GJ/year]	6.088	[units/day]			0.809	283.623	257.839	306.420	#N/A	0.731	256.280	232.982	281.563	#N/A		
25		9.00	[GJ/year]	6.849	[units/day]			0.891	312.261	283.873	335.063	#N/A	0.806	282.385	256.713	307.903	#N/A		
26		10.00	[GJ/year]	7.610	[units/day]			0.973	340.899	309.908	363.706	#N/A	0.880	308.490	280.445	334.243	#N/A		
27		15.00	[GJ/year]	11.416	[units/day]			1.382	484.089	440.081	473.545	519.335	1.253	439.014	399.104	432.568	478.357		
28		*15.77*	*[GJ/year]*	*12.000*	*[units/day]*			*1.444*	*506.083*	*460.076*	*#N/A*	*#N/A*	*1.310*	*459.063*	*417.330*	*#N/A*	*#N/A*	*residential*	*band change at 12 units*
29		***17.16***	***[GJ/year]***	***13.060***	***[units/day]***			***1.547***	***542.075***	***492.796***	***525.448***	***#N/A***	***1.414***	***495.426***	***450.387***	***483.039***	***#N/A***		***average B3 customer***
30		20.00	[GJ/year]	15.221	[units/day]			1.756	615.430	559.482	590.933	#N/A	1.626	569.538	517.762	549.213	#N/A		
31		25.00	[GJ/year]	19.026	[units/day]			2.125	744.622	676.929	706.366	771.696	1.998	700.063	636.421	665.858	731.188		
32		30.00	[GJ/year]	22.831	[units/day]			2.494	873.813	794.375	821.799	#N/A	2.371	830.587	755.079	782.503	#N/A		
33		35.00	[GJ/year]	26.636	[units/day]			2.863	1,003.004	911.822	937.232	1,022.103	2.743	961.112	873.738	899.148	984.019		
34		40.00	[GJ/year]	30.441	[units/day]			3.231	1,132.195	1,029.268	1,052.665	#N/A	3.116	1,091.636	992.396	1,015.793	#N/A		
35		45.00	[GJ/year]	34.247	[units/day]			3.600	1,261.386	1,146.715	1,168.098	1,272.510	3.488	1,222.160	1,111.055	1,132.438	1,236.850		
36		50.00	[GJ/year]	38.052	[units/day]			3.969	1,390.577	1,264.161	1,292.331	#N/A	3.861	1,352.685	1,229.713	1,257.883	#N/A		
37		55.00	[GJ/year]	41.857	[units/day]			4.338	1,519.768	1,381.608	1,416.564	1,522.917	4.233	1,483.209	1,348.372	1,383.328	1,489.681		
38		60.00	[GJ/year]	45.662	[units/day]			4.706	1,648.960	1,499.054	1,540.797	#N/A	4.606	1,613.734	1,467.031	1,508.773	#N/A		
39		65.00	[GJ/year]	49.467	[units/day]			5.075	1,778.151	1,616.501	1,665.029	1,773.324	4.978	1,744.258	1,585.689	1,634.218	1,742.512		
40		70.00	[GJ/year]	53.272	[units/day]			5.444	1,907.342	1,733.947	1,789.262	#N/A	5.351	1,874.782	1,704.348	1,759.662	#N/A		
41		75.00	[GJ/year]	57.078	[units/day]			5.812	2,036.533	1,851.394	1,913.495	2,023.731	5.723	2,005.307	1,823.006	1,885.107	1,995.343		
42		80.00	[GJ/year]	60.883	[units/day]			6.181	2,165.724	1,968.840	2,037.728	#N/A	6.096	2,135.831	1,941.665	2,010.552	#N/A		
43		85.00	[GJ/year]	64.688	[units/day]			6.550	2,294.915	2,086.287	2,161.960	2,274.138	6.468	2,266.356	2,060.323	2,135.997	2,248.174		
44		90.00	[GJ/year]	68.493	[units/day]			6.919	2,424.107	2,203.733	2,286.193	#N/A	6.841	2,396.880	2,178.982	2,261.442	#N/A		
45		95.00	[GJ/year]	72.298	[units/day]			7.287	2,553.298	2,321.180	2,410.426	2,524.545	7.213	2,527.404	2,297.640	2,386.887	2,501.005		
46		100.00	[GJ/year]	76.104	[units/day]			7.656	2,682.489	2,438.626	#N/A	#N/A	7.586	2,657.929	2,416.299	#N/A	#N/A		
47		105.00	[GJ/year]	79.909	[units/day]			8.025	2,811.680	2,556.073	#N/A	2,764.729	7.958	2,788.453	2,534.957	#N/A	2,743.613		
48		110.00	[GJ/year]	83.714	[units/day]			8.393	2,940.871	2,673.519	#N/A	#N/A	8.331	2,918.977	2,653.616	#N/A	#N/A		
49		115.00	[GJ/year]	87.519	[units/day]			8.762	3,070.062	2,790.966	#N/A	2,994.690	8.704	3,049.502	2,772.274	#N/A	2,975.999		
50		120.00	[GJ/year]	91.324	[units/day]			9.131	3,199.253	2,908.412	#N/A	#N/A	9.076	3,180.026	2,890.933	#N/A	#N/A		
51		125.00	[GJ/year]	95.129	[units/day]			9.500	3,328.445	3,025.859	#N/A	3,224.651	9.449	3,310.551	3,009.591	#N/A	3,208.384		
52		130.00	[GJ/year]	98.935	[units/day]			9.868	3,457.636	3,143.305	#N/A	#N/A	9.821	3,441.075	3,128.250	#N/A	#N/A		
53		131.40	[GJ/year]	100.000	[units/day]			9.972	3,493.809	3,176.190	#N/A	#N/A	9.925	3,477.622	3,161.474	#N/A	#N/A	*business*	*band change at 100 units*
54		135.00	[GJ/year]	102.740	[units/day]			10.237	3,586.827	3,260.752	#N/A	3,454.612	10.140	3,552.881	3,229.892	#N/A	3,423.752		
55		140.00	[GJ/year]	106.545	[units/day]			10.606	3,716.018	3,378.198	#N/A	#N/A	10.439	3,657.407	3,324.915	#N/A	#N/A		
56		145.00	[GJ/year]	110.350	[units/day]			10.975	3,845.209	3,495.645	#N/A	3,684.573	10.737	3,761.933	3,419.939	#N/A	3,608.868		
57		150.00	[GJ/year]	114.155	[units/day]			11.343	3,974.400	3,613.091	#N/A	#N/A	11.035	3,866.459	3,514.963	#N/A	#N/A		
58		***154.94***	***[GJ/year]***	***117.916***	***[units/day]***			***11.708***	***4,102.083***	***3,729.166***	***#N/A***	***3,913.192***	11.330	3,969.765	3,608.877	#N/A	3,792.903		***average B2 customer***
59		155.00	[GJ/year]	117.960	[units/day]			11.712	4,103.591	3,730.538	#N/A	#N/A	11.333	3,970.985	3,609.987	#N/A	#N/A		
60		160.00	[GJ/year]	121.766	[units/day]			12.081	4,232.783	3,847.984	#N/A	#N/A	11.632	4,075.512	3,705.010	#N/A	#N/A		
61		165.00	[GJ/year]	125.571	[units/day]			12.449	4,361.974	3,965.431	#N/A	#N/A	11.930	4,180.038	3,800.034	#N/A	#N/A		
62		170.00	[GJ/year]	129.376	[units/day]			12.818	4,491.165	4,082.877	#N/A	4,259.476	12.228	4,284.564	3,895.058	#N/A	4,071.657		
63		175.00	[GJ/year]	133.181	[units/day]			13.187	4,620.356	4,200.324	#N/A	#N/A	12.527	4,389.090	3,990.082	#N/A	#N/A		
64		180.00	[GJ/year]	136.986	[units/day]			13.556	4,749.547	4,317.770	#N/A	4,489.437	12.825	4,493.616	4,085.106	#N/A	4,256.772		
65		185.00	[GJ/year]	140.791	[units/day]			13.924	4,878.738	4,435.217	#N/A	#N/A	13.123	4,598.142	4,180.129	#N/A	#N/A		
66		190.00	[GJ/year]	144.597	[units/day]			14.293	5,007.929	4,552.663	#N/A	4,719.398	13.422	4,702.669	4,275.153	#N/A	4,441.888		
67		195.00	[GJ/year]	148.402	[units/day]			14.662	5,137.121	4,670.110	#N/A	#N/A	13.720	4,807.195	4,370.177	#N/A	#N/A		
68		200.00	[GJ/year]	152.207	[units/day]			15.030	5,266.312	4,787.556	#N/A	4,949.359	14.018	4,911.721	4,465.201	#N/A	4,627.004		
69		210.00	[GJ/year]	159.817	[units/day]			15.768	5,524.694	5,022.449	#N/A	5,179.320	14.615	5,120.773	4,655.248	#N/A	4,812.119		
70		220.00	[GJ/year]	167.428	[units/day]			16.505	5,783.076	5,257.342	#N/A	5,409.281	15.212	5,329.826	4,845.296	#N/A	4,997.235		
71		230.00	[GJ/year]	175.038	[units/day]			17.243	6,041.459	5,492.235	#N/A	5,639.242	15.808	5,538.878	5,035.344	#N/A	5,182.351		
72		240.00	[GJ/year]	182.648	[units/day]			17.980	6,299.841	5,727.128	#N/A	5,869.203	16.405	5,747.930	5,225.391	#N/A	5,367.466		
73		250.00	[GJ/year]	190.259	[units/day]			18.718	6,558.223	5,962.021	#N/A	6,099.164	17.002	5,956.983	5,415.439	#N/A	5,552.582		
74		260.00	[GJ/year]	197.869	[units/day]			19.455	6,816.605	6,196.914	#N/A	6,329.125	17.598	6,166.035	5,605.486	#N/A	5,737.698		
75		270.00	[GJ/year]	205.479	[units/day]			20.193	7,074.988	6,431.807	#N/A	6,559.087	18.195	6,375.087	5,795.534	#N/A	5,922.813		
76		280.00	[GJ/year]	213.090	[units/day]			20.930	7,333.370	6,666.700	#N/A	6,789.048	18.792	6,584.140	5,985.581	#N/A	6,107.929		
77		290.00	[GJ/year]	220.700	[units/day]			21.667	7,591.752	6,901.593	#N/A	7,019.009	19.388	6,793.192	6,175.629	#N/A	6,293.045		
78		300.00	[GJ/year]	228.311	[units/day]			22.405	7,850.135	7,136.486	#N/A	7,248.970	19.985	7,002.244	6,365.677	#N/A	6,478.160		
79		310.00	[GJ/year]	235.921	[units/day]			23.142	8,108.517	7,371.379	#N/A	7,478.931	20.582	7,211.297	6,555.724	#N/A	6,663.276		
80		320.00	[GJ/year]	243.531	[units/day]			23.880	8,366.899	7,606.272	#N/A	7,708.892	21.178	7,420.349	6,745.772	#N/A	6,848.392		
81		330.00	[GJ/year]	251.142	[units/day]			24.617	8,625.282	7,841.165	#N/A	7,938.853	21.775	7,629.401	6,935.819	#N/A	7,033.507		
82		340.00	[GJ/year]	258.752	[units/day]			25.355	8,883.664	8,076.058	#N/A	8,168.814	22.372	7,838.454	7,125.867	#N/A	7,218.623		
83		350.00	[GJ/year]	266.362	[units/day]			26.092	9,142.046	8,310.951	#N/A	8,398.775	22.968	8,047.506	7,315.915	#N/A	7,403.739		
84		360.00	[GJ/year]	273.973	[units/day]			26.830	9,400.428	8,545.844	#N/A	8,628.736	23.565	8,256.558	7,505.962	#N/A	7,588.854		
85		370.00	[GJ/year]	281.583	[units/day]			27.567	9,658.811	8,780.737	#N/A	8,858.697	24.162	8,465.611	7,696.010	#N/A	7,773.970		
86		380.00	[GJ/year]	289.193	[units/day]			28.304	9,917.193	9,015.630	#N/A	9,088.658	24.758	8,674.663	7,886.057	#N/A	7,959.086		
87		390.00	[GJ/year]	296.804	[units/day]			29.042	10,175.575	9,250.523	#N/A	9,318.619	25.355	8,883.715	8,076.105	#N/A	8,144.201		

Data for impact with customer numbers charts

Average GJ usage [GJ]	No. customers (average)
0	17325
1	18769
2	13315
3	11069
4	11550
5	12512
6	14437
7	16042
8	17967
9	19250
10	20373
11	21015
12	21496
13	21817
14	21656
15	21175
16	20694
17	19892
18	19250
19	17967
20	17004
21	15881
22	14919
23	13956
24	12833
25	11871
26	10908
27	10106
28	9144
29	8662
30	8021
31	7058
32	6417
33	6096
34	5454
35	4973
36	4331
37	4010
38	3690
39	3369
40	3048
41	2887
42	2567
43	2246
44	2085
45	1925
46	1765
47	1604
48	1604
49	1444
50	1283
51	1123
52	1123
53	962
54	802
55	802
56+	10267
57	
58	
59	
60	
61	
62	
63	
64	
65	
66	
67	
68	
69	

88		400.00	[GJ/year]	304.414	[units/day]	29.779	10,433.958	9,485.416	#N/A	9,548.581	25.951	9,092.768	8,266.152	#N/A	8,329.317		70	
89		410.00	[GJ/year]	312.024	[units/day]	30.517	10,692.340	9,720.309	#N/A	9,778.542	26.548	9,301.820	8,456.200	#N/A	8,514.433		71	
90		420.00	[GJ/year]	319.635	[units/day]	31.254	10,950.722	9,955.202	#N/A	10,008.503	27.145	9,510.872	8,646.248	#N/A	8,699.548		72	
91		430.00	[GJ/year]	327.245	[units/day]	31.992	11,209.104	10,190.095	#N/A	10,238.464	27.741	9,719.925	8,836.295	#N/A	8,884.664		73	
92		440.00	[GJ/year]	334.855	[units/day]	32.729	11,467.487	10,424.988	#N/A	10,468.425	28.338	9,928.977	9,026.343	#N/A	9,069.780		74	
93		450.00	[GJ/year]	342.466	[units/day]	33.467	11,725.869	10,659.881	#N/A	10,698.386	28.935	10,138.029	9,216.390	#N/A	9,254.895		75	
94		460.00	[GJ/year]	350.076	[units/day]	34.204	11,984.251	10,894.774	#N/A	10,928.347	29.531	10,347.082	9,406.438	#N/A	9,440.011		76	
95		470.00	[GJ/year]	357.686	[units/day]	34.941	12,242.634	11,129.667	#N/A	11,158.308	30.128	10,556.134	9,596.486	#N/A	9,625.127		77	
96		480.00	[GJ/year]	365.297	[units/day]	35.679	12,501.016	11,364.560	#N/A	11,388.269	30.725	10,765.186	9,786.533	#N/A	9,810.242		78	
97		490.00	[GJ/year]	372.907	[units/day]	36.416	12,759.398	11,599.453	#N/A	11,618.230	31.321	10,974.239	9,976.581	#N/A	9,995.358		79	
98		500.00	[GJ/year]	380.518	[units/day]	37.154	13,017.781	11,834.346	#N/A	11,848.191	31.918	11,183.291	10,166.628	#N/A	10,180.474		80	
99		510.00	[GJ/year]	388.128	[units/day]	37.891	13,276.163	12,069.239	#N/A	12,078.152	32.515	11,392.343	10,356.676	#N/A	10,365.589		81	
100		520.00	[GJ/year]	395.738	[units/day]	38.629	13,534.545	12,304.132	#N/A	12,308.113	33.111	11,601.396	10,546.723	#N/A	10,550.705		82	
101		530.00	[GJ/year]	403.349	[units/day]	39.366	13,792.927	12,539.025	#N/A	12,538.075	33.708	11,810.448	10,736.771	#N/A	10,735.821		83	
102		540.00	[GJ/year]	410.959	[units/day]	40.104	14,051.310	12,773.918	#N/A	12,768.036	34.305	12,019.500	10,926.819	#N/A	10,920.936		84	
103		550.00	[GJ/year]	418.569	[units/day]	40.841	14,309.692	13,008.811	#N/A	12,997.997	34.901	12,228.553	11,116.866	#N/A	11,106.052		85	
104		560.00	[GJ/year]	426.180	[units/day]	41.578	14,568.074	13,243.704	#N/A	13,227.958	35.498	12,437.605	11,306.914	#N/A	11,291.168		86	
105		570.00	[GJ/year]	433.790	[units/day]	42.316	14,826.457	13,478.597	#N/A	13,457.919	36.095	12,646.657	11,496.961	#N/A	11,476.283		87	
106		580.00	[GJ/year]	441.400	[units/day]	43.053	15,084.839	13,713.490	#N/A	13,687.880	36.691	12,855.710	11,687.009	#N/A	11,661.399		88	
107		590.00	[GJ/year]	449.011	[units/day]	43.791	15,343.221	13,948.383	#N/A	13,917.841	37.288	13,064.762	11,877.057	#N/A	11,846.515		89	
108		600.00	[GJ/year]	456.621	[units/day]	44.528	15,601.603	14,183.276	#N/A	14,147.802	37.884	13,273.814	12,067.104	#N/A	12,031.630		90	
109		610.00	[GJ/year]	464.231	[units/day]	45.266	15,859.986	14,418.169	#N/A	14,377.763	38.481	13,482.867	12,257.152	#N/A	12,216.746		91	
110		620.00	[GJ/year]	471.842	[units/day]	46.003	16,118.368	14,653.062	#N/A	14,607.724	39.078	13,691.919	12,447.199	#N/A	12,401.862		92	
111		630.00	[GJ/year]	479.452	[units/day]	46.741	16,376.750	14,887.955	#N/A	14,837.685	39.674	13,900.972	12,637.247	#N/A	12,586.977		93	
112		640.00	[GJ/year]	487.062	[units/day]	47.478	16,635.133	15,122.848	#N/A	15,067.646	40.271	14,110.024	12,827.294	#N/A	12,772.093		94	
113		650.00	[GJ/year]	494.673	[units/day]	48.215	16,893.515	15,357.741	#N/A	15,297.607	40.868	14,319.076	13,017.342	#N/A	12,957.209		95	
114		660.00	[GJ/year]	502.283	[units/day]	48.953	17,151.897	15,592.634	#N/A	15,527.568	41.464	14,528.129	13,207.390	#N/A	13,142.324		96	
115		670.00	[GJ/year]	509.893	[units/day]	49.690	17,410.279	15,827.527	#N/A	15,757.530	42.061	14,737.181	13,397.437	#N/A	13,327.440		97	
116		680.00	[GJ/year]	517.504	[units/day]	50.428	17,668.662	16,062.420	#N/A	15,987.491	42.658	14,946.233	13,587.485	#N/A	13,512.556		98	
117		690.00	[GJ/year]	525.114	[units/day]	51.165	17,927.044	16,297.313	#N/A	16,217.452	43.254	15,155.286	13,777.532	#N/A	13,697.671		99	
118		700.00	[GJ/year]	532.725	[units/day]	51.903	18,185.426	16,532.206	#N/A	16,447.413	43.851	15,364.338	13,967.580	#N/A	13,882.787		100	
119		710.00	[GJ/year]	540.335	[units/day]	52.640	18,443.809	16,767.099	#N/A	16,677.374	44.448	15,573.390	14,157.627	#N/A	14,067.903			
120		720.00	[GJ/year]	547.945	[units/day]	53.377	18,702.191	17,001.992	#N/A	16,907.335	45.044	15,782.443	14,347.675	#N/A	14,253.018			**573,809**
121		730.00	[GJ/year]	555.556	[units/day]	54.115	18,960.573	17,236.885	#N/A	17,137.296	45.641	15,991.495	14,537.723	#N/A	14,438.134			
122		740.00	[GJ/year]	563.166	[units/day]	54.852	19,218.956	17,471.778	#N/A	17,367.257	46.238	16,200.547	14,727.770	#N/A	14,623.250			
123		750.00	[GJ/year]	570.776	[units/day]	55.590	19,477.338	17,706.671	#N/A	17,597.218	46.834	16,409.600	14,917.818	#N/A	14,808.365			
124		760.00	[GJ/year]	578.387	[units/day]	56.327	19,735.720	17,941.564	#N/A	17,827.179	47.431	16,618.652	15,107.865	#N/A	14,993.481			
125		770.00	[GJ/year]	585.997	[units/day]	57.065	19,994.102	18,176.457	#N/A	18,057.140	48.028	16,827.704	15,297.913	#N/A	15,178.597			
126		780.00	[GJ/year]	593.607	[units/day]	57.802	20,252.485	18,411.350	#N/A	18,287.101	48.624	17,036.757	15,487.961	#N/A	15,363.712			
127		790.00	[GJ/year]	601.218	[units/day]	58.540	20,510.867	18,646.243	#N/A	18,517.062	49.221	17,245.809	15,678.008	#N/A	15,548.828			
128		800.00	[GJ/year]	608.828	[units/day]	59.277	20,769.249	18,881.136	#N/A	18,747.024	49.818	17,454.861	15,868.056	#N/A	15,733.944			
129		810.00	[GJ/year]	616.438	[units/day]	60.014	21,027.632	19,116.029	#N/A	18,976.985	50.414	17,663.914	16,058.103	#N/A	15,919.059			
130		820.00	[GJ/year]	624.049	[units/day]	60.752	21,286.014	19,350.922	#N/A	19,206.946	51.011	17,872.966	16,248.151	#N/A	16,104.175			
131		830.00	[GJ/year]	631.659	[units/day]	61.489	21,544.396	19,585.815	#N/A	19,436.907	51.607	18,082.018	16,438.198	#N/A	16,289.291			
132		840.00	[GJ/year]	639.269	[units/day]	62.227	21,802.778	19,820.708	#N/A	19,666.868	52.204	18,291.071	16,628.246	#N/A	16,474.406			
133		850.00	[GJ/year]	646.880	[units/day]	62.964	22,061.161	20,055.601	#N/A	19,896.829	52.801	18,500.123	16,818.294	#N/A	16,659.522			
134		860.00	[GJ/year]	654.490	[units/day]	63.702	22,319.543	20,290.494	#N/A	20,126.790	53.397	18,709.175	17,008.341	#N/A	16,844.638			
135		870.00	[GJ/year]	662.100	[units/day]	64.439	22,577.925	20,525.387	#N/A	20,356.751	53.994	18,918.228	17,198.389	#N/A	17,029.753			
136		880.00	[GJ/year]	669.711	[units/day]	65.177	22,836.308	20,760.280	#N/A	20,586.712	54.591	19,127.280	17,388.436	#N/A	17,214.869			
137		890.00	[GJ/year]	677.321	[units/day]	65.914	23,094.690	20,995.173	#N/A	20,816.673	55.187	19,336.332	17,578.484	#N/A	17,399.984			
138		900.00	[GJ/year]	684.932	[units/day]	66.651	23,353.072	21,230.066	#N/A	21,046.634	55.784	19,545.385	17,768.532	#N/A	17,585.100			
139		910.00	[GJ/year]	692.542	[units/day]	67.389	23,611.455	21,464.959	#N/A	21,276.595	56.381	19,754.437	17,958.579	#N/A	17,770.216			
140		920.00	[GJ/year]	700.152	[units/day]	68.126	23,869.837	21,699.852	#N/A	21,506.556	56.977	19,963.489	18,148.627	#N/A	17,955.331			
141		930.00	[GJ/year]	707.763	[units/day]	68.864	24,128.219	21,934.745	#N/A	21,736.518	57.574	20,172.542	18,338.674	#N/A	18,140.447			
142		940.00	[GJ/year]	715.373	[units/day]	69.601	24,386.601	22,169.638	#N/A	21,966.479	58.171	20,381.594	18,528.722	#N/A	18,325.563			
143		950.00	[GJ/year]	722.983	[units/day]	70.339	24,644.984	22,404.531	#N/A	22,196.440	58.767	20,590.646	18,718.769	#N/A	18,510.678			
144		960.00	[GJ/year]	730.594	[units/day]	71.076	24,903.366	22,639.424	#N/A	22,426.401	59.364	20,799.699	18,908.817	#N/A	18,695.794			
145		970.00	[GJ/year]	738.204	[units/day]	71.814	25,161.748	22,874.317	#N/A	22,656.362	59.961	21,008.751	19,098.865	#N/A	18,880.910			
146		980.00	[GJ/year]	745.814	[units/day]	72.551	25,420.131	23,109.210	#N/A	22,886.323	60.557	21,217.803	19,288.912	#N/A	19,066.025			
147		990.00	[GJ/year]	753.425	[units/day]	73.288	25,678.513	23,344.103	#N/A	23,116.284	61.154	21,426.856	19,478.960	#N/A	19,251.141			
148		1,000.00	[GJ/year]	761.035	[units/day]	74.026	25,936.895	23,578.996	#N/A	23,346.245	61.751	21,635.908	19,669.007	#N/A	19,436.257			
149																		
150	**Price / GJ**																	
151		1.00	[GJ/year]	0.761	[units/day]	0.3119	109.2677	99.3343			0.2758	96.6392	87.8538					
152		2.00	[GJ/year]	1.522	[units/day]	0.2096	73.4490	66.7719			0.1869	65.4705	59.5186					
153		3.00	[GJ/year]	2.283	[units/day]	0.1756	61.5095	55.9177			0.1572	55.0809	50.0736					
154		4.00	[GJ/year]	3.044	[units/day]	0.1585	55.5397	50.4906			0.1424	49.8861	45.3510					
155		5.00	[GJ/year]	3.805	[units/day]	0.1483	51.9578	47.2344			0.1335	46.7693	42.5175					
156		6.00	[GJ/year]	4.566	[units/day]	0.1415	49.5699	45.0636			0.1276	44.6914	40.6285					
157		7.00	[GJ/year]	5.327	[units/day]	0.1366	47.8643	43.5130			0.1233	43.2071	39.2792					
158		8.00	[GJ/year]	6.088	[units/day]	0.1330	46.5850	42.3500			0.1201	42.0940	38.2673					
159		9.00	[GJ/year]	6.849	[units/day]	0.1301	45.5901	41.4455			0.1177	41.2282	37.4802					
160		10.00	[GJ/year]	7.610	[units/day]	0.1278	44.7941	40.7219			0.1157	40.5355	36.8505					
161		15.00	[GJ/year]	11.416	[units/day]	0.1210	42.4062	38.5511			0.1098	38.4576	34.9615					
162		15.77	[GJ/year]	12.000	[units/day]	0.1204	42.1736	38.3396			0.1092	38.2552	34.7775			*residential*	*band change at 12 units*	
163		***17.16***	***[GJ/year]***	***13.060***	***[units/day]***	***0.1185***	***41.5062***	***37.7329***			***0.1083***	***37.9343***	***34.4857***					
164		20.00	[GJ/year]	15.221	[units/day]	0.1154	40.4338	36.7580			0.1068	37.4187	34.0170					
165		25.00	[GJ/year]	19.026	[units/day]	0.1117	39.1373	35.5794			0.1050	36.7953	33.4503					
166		30.00	[GJ/year]	22.831	[units/day]	0.1092	38.2730	34.7936			0.1038	36.3797	33.0725					
167		35.00	[GJ/year]	26.636	[units/day]	0.1075	37.6556	34.2324			0.1030	36.0829	32.8026					
168		40.00	[GJ/year]	30.441	[units/day]	0.1062	37.1926	33.8115			0.1023	35.8602	32.6002					
169		45.00	[GJ/year]	34.247	[units/day]	0.1051	36.8325	33.4841			0.1019	35.6871	32.4428					
170		50.00	[GJ/year]	38.052	[units/day]	0.1043	36.5444	33.2222			0.1015	35.5486	32.3169					
171		55.00	[GJ/year]	41.857	[units/day]	0.1036	36.3087	33.0079			0.1011	35.4352	32.2138					
172		60.00	[GJ/year]	45.662	[units/day]	0.1031	36.1122	32.8293			0.1009	35.3408	32.1280					
173		65.00	[GJ/year]	49.467	[units/day]	0.1026	35.9460	32.6782			0.1006	35.2608	32.0553					
174		70.00	[GJ/year]	53.272	[units/day]	0.1022	35.8035	32.5487			0.1004	35.1923	31.9930					

175	75.00 [GJ/year]	57.078 [units/day]	0.1018	35.6801	32.4364	0.1003	35.1330	31.9391	
176	80.00 [GJ/year]	60.883 [units/day]	0.1015	35.5720	32.3382	0.1001	35.0810	31.8918	
177	85.00 [GJ/year]	64.688 [units/day]	0.1013	35.4767	32.2515	0.1000	35.0352	31.8502	
178	90.00 [GJ/year]	68.493 [units/day]	0.1010	35.3920	32.1745	0.0999	34.9944	31.8131	
179	95.00 [GJ/year]	72.298 [units/day]	0.1008	35.3161	32.1056	0.0998	34.9580	31.7800	
180	100.00 [GJ/year]	76.104 [units/day]	0.1006	35.2479	32.0435	0.0997	34.9252	31.7502	
181	105.00 [GJ/year]	79.909 [units/day]	0.1004	35.1862	31.9874	0.0996	34.8955	31.7232	
182	110.00 [GJ/year]	83.714 [units/day]	0.1003	35.1300	31.9364	0.0995	34.8685	31.6986	
183	115.00 [GJ/year]	87.519 [units/day]	0.1001	35.0788	31.8898	0.0994	34.8439	31.6762	
184	120.00 [GJ/year]	91.324 [units/day]	0.1000	35.0318	31.8471	0.0994	34.8213	31.6557	
185	125.00 [GJ/year]	95.129 [units/day]	0.0999	34.9886	31.8078	0.0993	34.8005	31.6368	
186	130.00 [GJ/year]	98.935 [units/day]	0.0997	34.9487	31.7716	0.0993	34.7813	31.6194	
187	131.40 [GJ/year]	100.000 [units/day]	0.0997	34.9381	31.7619	0.0993	34.7762	31.6147	*business band change at 100 units*
188	135.00 [GJ/year]	102.740 [units/day]	0.0996	34.9118	31.7380	0.0987	34.5814	31.4376	
189	140.00 [GJ/year]	106.545 [units/day]	0.0995	34.8775	31.7068	0.0980	34.3274	31.2067	
190	145.00 [GJ/year]	110.350 [units/day]	0.0995	34.8456	31.6778	0.0973	34.0909	30.9917	
191	150.00 [GJ/year]	114.155 [units/day]	0.0994	34.8157	31.6507	0.0967	33.8702	30.7911	
192	***154.94 [GJ/year]***	***117.916 [units/day]***	***0.0993***	***34.7882***	***31.6256***	***0.0961***	***33.6660***	***30.6055***	
193	155.00 [GJ/year]	117.960 [units/day]	0.0993	34.7879	31.6253	0.0961	33.6637	30.6034	
194	160.00 [GJ/year]	121.766 [units/day]	0.0992	34.7617	31.6016	0.0955	33.4701	30.4274	
195	165.00 [GJ/year]	125.571 [units/day]	0.0991	34.7372	31.5792	0.0950	33.2883	30.2621	
196	170.00 [GJ/year]	129.376 [units/day]	0.0991	34.7141	31.5582	0.0945	33.1172	30.1065	
197	175.00 [GJ/year]	133.181 [units/day]	0.0990	34.6923	31.5384	0.0941	32.9558	29.9598	
198	180.00 [GJ/year]	136.986 [units/day]	0.0990	34.6717	31.5197	0.0936	32.8034	29.8213	
199	185.00 [GJ/year]	140.791 [units/day]	0.0989	34.6522	31.5020	0.0932	32.6592	29.6902	
200	190.00 [GJ/year]	144.597 [units/day]	0.0988	34.6338	31.4853	0.0928	32.5227	29.5661	
201	195.00 [GJ/year]	148.402 [units/day]	0.0988	34.6163	31.4694	0.0925	32.3931	29.4483	
202	200.00 [GJ/year]	152.207 [units/day]	0.0988	34.5997	31.4542	0.0921	32.2700	29.3364	
203	210.00 [GJ/year]	159.817 [units/day]	0.0987	34.5688	31.4262	0.0914	32.0414	29.1286	
204	220.00 [GJ/year]	167.428 [units/day]	0.0986	34.5407	31.4007	0.0909	31.8336	28.9396	
205	230.00 [GJ/year]	175.038 [units/day]	0.0985	34.5151	31.3774	0.0903	31.6439	28.7671	
206	240.00 [GJ/year]	182.648 [units/day]	0.0984	34.4916	31.3560	0.0898	31.4699	28.6090	
207	250.00 [GJ/year]	190.259 [units/day]	0.0984	34.4700	31.3364	0.0894	31.3099	28.4635	
208	260.00 [GJ/year]	197.869 [units/day]	0.0983	34.4501	31.3183	0.0889	31.1622	28.3293	
209	270.00 [GJ/year]	205.479 [units/day]	0.0983	34.4316	31.3015	0.0885	31.0254	28.2049	
210	280.00 [GJ/year]	213.090 [units/day]	0.0982	34.4145	31.2859	0.0882	30.8984	28.0895	
211	290.00 [GJ/year]	220.700 [units/day]	0.0982	34.3985	31.2714	0.0878	30.7802	27.9820	
212	300.00 [GJ/year]	228.311 [units/day]	0.0981	34.3836	31.2578	0.0875	30.6698	27.8817	
213	310.00 [GJ/year]	235.921 [units/day]	0.0981	34.3696	31.2451	0.0872	30.5666	27.7878	
214	320.00 [GJ/year]	243.531 [units/day]	0.0981	34.3566	31.2333	0.0870	30.4698	27.6998	
215	330.00 [GJ/year]	251.142 [units/day]	0.0980	34.3443	31.2221	0.0867	30.3789	27.6172	
216	340.00 [GJ/year]	258.752 [units/day]	0.0980	34.3327	31.2116	0.0865	30.2933	27.5394	
217	350.00 [GJ/year]	266.362 [units/day]	0.0980	34.3219	31.2017	0.0862	30.2126	27.4660	
218	360.00 [GJ/year]	273.973 [units/day]	0.0979	34.3116	31.1923	0.0860	30.1364	27.3968	
219	370.00 [GJ/year]	281.583 [units/day]	0.0979	34.3018	31.1835	0.0858	30.0644	27.3312	
220	380.00 [GJ/year]	289.193 [units/day]	0.0979	34.2926	31.1751	0.0856	29.9961	27.2692	
221	390.00 [GJ/year]	296.804 [units/day]	0.0978	34.2839	31.1671	0.0854	29.9313	27.2103	
222	400.00 [GJ/year]	304.414 [units/day]	0.0978	34.2756	31.1596	0.0853	29.8697	27.1543	
223	410.00 [GJ/year]	312.024 [units/day]	0.0978	34.2676	31.1524	0.0851	29.8112	27.1011	
224	420.00 [GJ/year]	319.635 [units/day]	0.0978	34.2601	31.1456	0.0849	29.7554	27.0504	
225	430.00 [GJ/year]	327.245 [units/day]	0.0978	34.2529	31.1390	0.0848	29.7023	27.0021	
226	440.00 [GJ/year]	334.855 [units/day]	0.0977	34.2461	31.1328	0.0846	29.6515	26.9559	
227	450.00 [GJ/year]	342.466 [units/day]	0.0977	34.2395	31.1269	0.0845	29.6030	26.9119	
228	460.00 [GJ/year]	350.076 [units/day]	0.0977	34.2333	31.1212	0.0844	29.5567	26.8697	
229	470.00 [GJ/year]	357.686 [units/day]	0.0977	34.2273	31.1157	0.0842	29.5123	26.8293	
230	480.00 [GJ/year]	365.297 [units/day]	0.0977	34.2215	31.1105	0.0841	29.4697	26.7906	
231	490.00 [GJ/year]	372.907 [units/day]	0.0977	34.2160	31.1055	0.0840	29.4289	26.7535	
232	500.00 [GJ/year]	380.518 [units/day]	0.0976	34.2107	31.1007	0.0839	29.3897	26.7179	
233	510.00 [GJ/year]	388.128 [units/day]	0.0976	34.2056	31.0960	0.0838	29.3520	26.6837	
234	520.00 [GJ/year]	395.738 [units/day]	0.0976	34.2008	31.0916	0.0837	29.3158	26.6508	
235	530.00 [GJ/year]	403.349 [units/day]	0.0976	34.1961	31.0873	0.0836	29.2810	26.6191	
236	540.00 [GJ/year]	410.959 [units/day]	0.0976	34.1915	31.0832	0.0835	29.2475	26.5886	
237	550.00 [GJ/year]	418.569 [units/day]	0.0976	34.1872	31.0792	0.0834	29.2151	26.5592	
238	560.00 [GJ/year]	426.180 [units/day]	0.0976	34.1829	31.0754	0.0833	29.1840	26.5309	
239	570.00 [GJ/year]	433.790 [units/day]	0.0975	34.1789	31.0717	0.0832	29.1539	26.5035	
240	580.00 [GJ/year]	441.400 [units/day]	0.0975	34.1750	31.0681	0.0831	29.1248	26.4771	
241	590.00 [GJ/year]	449.011 [units/day]	0.0975	34.1712	31.0647	0.0830	29.0968	26.4516	
242	600.00 [GJ/year]	456.621 [units/day]	0.0975	34.1675	31.0614	0.0830	29.0697	26.4270	
243	610.00 [GJ/year]	464.231 [units/day]	0.0975	34.1640	31.0582	0.0829	29.0434	26.4031	
244	620.00 [GJ/year]	471.842 [units/day]	0.0975	34.1605	31.0550	0.0828	29.0180	26.3800	
245	630.00 [GJ/year]	479.452 [units/day]	0.0975	34.1572	31.0520	0.0827	28.9935	26.3577	
246	640.00 [GJ/year]	487.062 [units/day]	0.0975	34.1540	31.0491	0.0827	28.9696	26.3360	
247	650.00 [GJ/year]	494.673 [units/day]	0.0975	34.1509	31.0463	0.0826	28.9466	26.3151	
248	660.00 [GJ/year]	502.283 [units/day]	0.0975	34.1479	31.0435	0.0826	28.9242	26.2947	
249	670.00 [GJ/year]	509.893 [units/day]	0.0975	34.1449	31.0409	0.0825	28.9025	26.2750	
250	680.00 [GJ/year]	517.504 [units/day]	0.0974	34.1421	31.0383	0.0824	28.8814	26.2558	
251	690.00 [GJ/year]	525.114 [units/day]	0.0974	34.1393	31.0358	0.0824	28.8609	26.2372	
252	700.00 [GJ/year]	532.725 [units/day]	0.0974	34.1366	31.0333	0.0823	28.8411	26.2191	
253	710.00 [GJ/year]	540.335 [units/day]	0.0974	34.1340	31.0309	0.0823	28.8217	26.2016	
254	720.00 [GJ/year]	547.945 [units/day]	0.0974	34.1315	31.0286	0.0822	28.8030	26.1845	
255	730.00 [GJ/year]	555.556 [units/day]	0.0974	34.1290	31.0264	0.0822	28.7847	26.1679	
256	740.00 [GJ/year]	563.166 [units/day]	0.0974	34.1266	31.0242	0.0821	28.7669	26.1517	
257	750.00 [GJ/year]	570.776 [units/day]	0.0974	34.1243	31.0221	0.0821	28.7496	26.1360	
258	760.00 [GJ/year]	578.387 [units/day]	0.0974	34.1220	31.0200	0.0820	28.7328	26.1207	
259	770.00 [GJ/year]	585.997 [units/day]	0.0974	34.1198	31.0180	0.0820	28.7164	26.1058	
260	780.00 [GJ/year]	593.607 [units/day]	0.0974	34.1176	31.0160	0.0819	28.7004	26.0913	
261	790.00 [GJ/year]	601.218 [units/day]	0.0974	34.1155	31.0141	0.0819	28.6848	26.0771	

262	800.00 [GJ/year]	608.828 [units/day]	0.0974	34.1135	31.0123		0.0818	28.6696	26.0633			
263	810.00 [GJ/year]	616.438 [units/day]	0.0974	34.1115	31.0104		0.0818	28.6548	26.0498			
264	820.00 [GJ/year]	624.049 [units/day]	0.0974	34.1095	31.0087		0.0817	28.6403	26.0367			
265	830.00 [GJ/year]	631.659 [units/day]	0.0973	34.1076	31.0069		0.0817	28.6262	26.0238			
266	840.00 [GJ/year]	639.269 [units/day]	0.0973	34.1058	31.0052		0.0817	28.6125	26.0113			
267	850.00 [GJ/year]	646.880 [units/day]	0.0973	34.1040	31.0036		0.0816	28.5990	25.9991			
268	860.00 [GJ/year]	654.490 [units/day]	0.0973	34.1022	31.0020		0.0816	28.5859	25.9872			
269	870.00 [GJ/year]	662.100 [units/day]	0.0973	34.1005	31.0004		0.0815	28.5730	25.9755			
270	880.00 [GJ/year]	669.711 [units/day]	0.0973	34.0988	30.9989		0.0815	28.5605	25.9641			
271	890.00 [GJ/year]	677.321 [units/day]	0.0973	34.0971	30.9974		0.0815	28.5482	25.9530			
272	900.00 [GJ/year]	684.932 [units/day]	0.0973	34.0955	30.9959		0.0814	28.5363	25.9421			
273	910.00 [GJ/year]	692.542 [units/day]	0.0973	34.0939	30.9945		0.0814	28.5245	25.9314			
274	920.00 [GJ/year]	700.152 [units/day]	0.0973	34.0924	30.9930		0.0814	28.5131	25.9210			
275	930.00 [GJ/year]	707.763 [units/day]	0.0973	34.0908	30.9917		0.0813	28.5018	25.9108			
276	940.00 [GJ/year]	715.373 [units/day]	0.0973	34.0894	30.9903		0.0813	28.4909	25.9008			
277	950.00 [GJ/year]	722.983 [units/day]	0.0973	34.0879	30.9890		0.0813	28.4801	25.8910			
278	960.00 [GJ/year]	730.594 [units/day]	0.0973	34.0865	30.9877		0.0813	28.4696	25.8814			
279	970.00 [GJ/year]	738.204 [units/day]	0.0973	34.0851	30.9864		0.0812	28.4593	25.8721			
280	980.00 [GJ/year]	745.814 [units/day]	0.0973	34.0837	30.9852		0.0812	28.4492	25.8629			
281	990.00 [GJ/year]	753.425 [units/day]	0.0973	34.0824	30.9840		0.0812	28.4393	25.8539			
282	1000.00 [GJ/year]	761.035 [units/day]	0.0973	34.0811	30.9828		0.0811	28.4296	25.8451			
283												
284	**distribution as % of retail**				**B3**	**B2**			**B3**	**B2**		
285	1.00 [GJ/year]	0.761 [units/day]			88.567%	#N/A			100.141%	#N/A		
286	2.00 [GJ/year]	1.522 [units/day]			77.436%	#N/A			86.872%	#N/A		
287	3.00 [GJ/year]	2.283 [units/day]			70.844%	#N/A			79.112%	#N/A		
288	4.00 [GJ/year]	3.044 [units/day]			66.485%	#N/A			74.020%	#N/A		
289	5.00 [GJ/year]	3.805 [units/day]			63.389%	169.938%			70.422%	188.791%		
290	6.00 [GJ/year]	4.566 [units/day]			61.077%	#N/A			67.744%	#N/A		
291	7.00 [GJ/year]	5.327 [units/day]			59.284%	#N/A			65.674%	#N/A		
292	8.00 [GJ/year]	6.088 [units/day]			57.853%	#N/A			64.025%	#N/A		
293	9.00 [GJ/year]	6.849 [units/day]			56.684%	#N/A			62.681%	#N/A		
294	10.00 [GJ/year]	7.610 [units/day]			55.712%	#N/A			61.565%	#N/A		
295	15.00 [GJ/year]	11.416 [units/day]			44.993%	85.299%			49.612%	94.057%		
296	15.77 [GJ/year]	12.000 [units/day]			#N/A	#N/A			#N/A	#N/A	*residential*	*band change at 12 units*
297	***17.16 [GJ/year]***	***13.060 [units/day]***			***42.403%***	***#N/A***			***46.395%***	***#N/A***		
298	20.00 [GJ/year]	15.221 [units/day]			39.921%	#N/A			43.138%	#N/A		
299	25.00 [GJ/year]	19.026 [units/day]			36.739%	65.787%			39.078%	69.975%		
300	30.00 [GJ/year]	22.831 [units/day]			34.498%	#N/A			36.294%	#N/A		
301	35.00 [GJ/year]	26.636 [units/day]			32.835%	56.511%			34.266%	58.974%		
302	40.00 [GJ/year]	30.441 [units/day]			31.551%	#N/A			32.723%	#N/A		
303	45.00 [GJ/year]	34.247 [units/day]			30.530%	51.035%			31.510%	52.673%		
304	50.00 [GJ/year]	38.052 [units/day]			29.698%	#N/A			30.530%	#N/A		
305	55.00 [GJ/year]	41.857 [units/day]			29.008%	47.421%			29.723%	48.590%		
306	60.00 [GJ/year]	45.662 [units/day]			28.427%	#N/A			29.047%	#N/A		
307	65.00 [GJ/year]	49.467 [units/day]			27.929%	44.857%			28.472%	45.729%		
308	70.00 [GJ/year]	53.272 [units/day]			27.499%	#N/A			27.977%	#N/A		
309	75.00 [GJ/year]	57.078 [units/day]			27.124%	42.944%			27.546%	43.613%		
310	80.00 [GJ/year]	60.883 [units/day]			26.793%	#N/A			27.168%	#N/A		
311	85.00 [GJ/year]	64.688 [units/day]			26.500%	41.462%			26.834%	41.984%		
312	90.00 [GJ/year]	68.493 [units/day]			26.238%	#N/A			26.536%	#N/A		
313	95.00 [GJ/year]	72.298 [units/day]			26.002%	40.280%			26.269%	40.692%		
314	100.00 [GJ/year]	76.104 [units/day]				#N/A				#N/A		
315	105.00 [GJ/year]	79.909 [units/day]				38.760%				39.083%		
316	110.00 [GJ/year]	83.714 [units/day]				#N/A				#N/A		
317	115.00 [GJ/year]	87.519 [units/day]				36.989%				37.239%		
318	120.00 [GJ/year]	91.324 [units/day]				#N/A				#N/A		
319	125.00 [GJ/year]	95.129 [units/day]				35.493%				35.685%		
320	130.00 [GJ/year]	98.935 [units/day]				#N/A				#N/A		
321	131.40 [GJ/year]	100.000 [units/day]				#N/A				#N/A	*business*	*band change at 100 units*
322	135.00 [GJ/year]	102.740 [units/day]				34.213%				34.539%		
323	140.00 [GJ/year]	106.545 [units/day]				#N/A				#N/A		
324	145.00 [GJ/year]	110.350 [units/day]				33.104%				33.837%		
325	150.00 [GJ/year]	114.155 [units/day]				#N/A				#N/A		
326	***154.94 [GJ/year]***	***117.916 [units/day]***				***32.141%***				***33.212%***		
327	155.00 [GJ/year]	117.960 [units/day]				#N/A				#N/A		
328	160.00 [GJ/year]	121.766 [units/day]				#N/A				#N/A		
329	165.00 [GJ/year]	125.571 [units/day]				#N/A				#N/A		
330	170.00 [GJ/year]	129.376 [units/day]				30.891%				32.381%		
331	175.00 [GJ/year]	133.181 [units/day]				#N/A				#N/A		
332	180.00 [GJ/year]	136.986 [units/day]				30.174%				31.893%		
333	185.00 [GJ/year]	140.791 [units/day]				#N/A				#N/A		
334	190.00 [GJ/year]	144.597 [units/day]				29.532%				31.448%		
335	195.00 [GJ/year]	148.402 [units/day]				#N/A				#N/A		
336	200.00 [GJ/year]	152.207 [units/day]				28.952%				31.042%		
337	210.00 [GJ/year]	159.817 [units/day]				28.426%				30.669%		
338	220.00 [GJ/year]	167.428 [units/day]				27.948%				30.325%		
339	230.00 [GJ/year]	175.038 [units/day]				27.510%				30.007%		
340	240.00 [GJ/year]	182.648 [units/day]				27.109%				29.712%		
341	250.00 [GJ/year]	190.259 [units/day]				26.739%				29.437%		
342	260.00 [GJ/year]	197.869 [units/day]				26.397%				29.182%		
343	270.00 [GJ/year]	205.479 [units/day]				26.080%				28.943%		
344	280.00 [GJ/year]	213.090 [units/day]				25.785%				28.719%		
345	290.00 [GJ/year]	220.700 [units/day]				25.510%				28.509%		
346	300.00 [GJ/year]	228.311 [units/day]				25.254%				28.312%		
347	310.00 [GJ/year]	235.921 [units/day]				25.014%				28.126%		
348	320.00 [GJ/year]	243.531 [units/day]				24.788%				27.950%		

349	330.00 [GJ/year]	251.142 [units/day]	24.576%		27.785%
350	340.00 [GJ/year]	258.752 [units/day]	24.377%		27.627%
351	350.00 [GJ/year]	266.362 [units/day]	24.189%		27.479%
352	360.00 [GJ/year]	273.973 [units/day]	24.011%		27.337%
353	370.00 [GJ/year]	281.583 [units/day]	23.842%		27.203%
354	380.00 [GJ/year]	289.193 [units/day]	23.683%		27.075%
355	390.00 [GJ/year]	296.804 [units/day]	23.531%		26.953%
356	400.00 [GJ/year]	304.414 [units/day]	23.387%		26.837%
357	410.00 [GJ/year]	312.024 [units/day]	23.250%		26.726%
358	420.00 [GJ/year]	319.635 [units/day]	23.120%		26.620%
359	430.00 [GJ/year]	327.245 [units/day]	22.995%		26.518%
360	440.00 [GJ/year]	334.855 [units/day]	22.876%		26.421%
361	450.00 [GJ/year]	342.466 [units/day]	22.763%		26.328%
362	460.00 [GJ/year]	350.076 [units/day]	22.654%		26.238%
363	470.00 [GJ/year]	357.686 [units/day]	22.550%		26.152%
364	480.00 [GJ/year]	365.297 [units/day]	22.450%		26.070%
365	490.00 [GJ/year]	372.907 [units/day]	22.354%		25.990%
366	500.00 [GJ/year]	380.518 [units/day]	22.262%		25.914%
367	510.00 [GJ/year]	388.128 [units/day]	22.173%		25.840%
368	520.00 [GJ/year]	395.738 [units/day]	22.088%		25.769%
369	530.00 [GJ/year]	403.349 [units/day]	22.006%		25.700%
370	540.00 [GJ/year]	410.959 [units/day]	21.927%		25.634%
371	550.00 [GJ/year]	418.569 [units/day]	21.851%		25.570%
372	560.00 [GJ/year]	426.180 [units/day]	21.778%		25.509%
373	570.00 [GJ/year]	433.790 [units/day]	21.707%		25.449%
374	580.00 [GJ/year]	441.400 [units/day]	21.639%		25.391%
375	590.00 [GJ/year]	449.011 [units/day]	21.573%		25.335%
376	600.00 [GJ/year]	456.621 [units/day]	21.509%		25.281%
377	610.00 [GJ/year]	464.231 [units/day]	21.447%		25.229%
378	620.00 [GJ/year]	471.842 [units/day]	21.387%		25.178%
379	630.00 [GJ/year]	479.452 [units/day]	21.330%		25.128%
380	640.00 [GJ/year]	487.062 [units/day]	21.273%		25.081%
381	650.00 [GJ/year]	494.673 [units/day]	21.219%		25.034%
382	660.00 [GJ/year]	502.283 [units/day]	21.166%		24.989%
383	670.00 [GJ/year]	509.893 [units/day]	21.115%		24.945%
384	680.00 [GJ/year]	517.504 [units/day]	21.065%		24.902%
385	690.00 [GJ/year]	525.114 [units/day]	21.017%		24.861%
386	700.00 [GJ/year]	532.725 [units/day]	20.970%		24.821%
387	710.00 [GJ/year]	540.335 [units/day]	20.925%		24.781%
388	720.00 [GJ/year]	547.945 [units/day]	20.880%		24.743%
389	730.00 [GJ/year]	555.556 [units/day]	20.837%		24.706%
390	740.00 [GJ/year]	563.166 [units/day]	20.795%		24.670%
391	750.00 [GJ/year]	570.776 [units/day]	20.754%		24.634%
392	760.00 [GJ/year]	578.387 [units/day]	20.715%		24.600%
393	770.00 [GJ/year]	585.997 [units/day]	20.676%		24.566%
394	780.00 [GJ/year]	593.607 [units/day]	20.638%		24.534%
395	790.00 [GJ/year]	601.218 [units/day]	20.601%		24.502%
396	800.00 [GJ/year]	608.828 [units/day]	20.565%		24.471%
397	810.00 [GJ/year]	616.438 [units/day]	20.530%		24.440%
398	820.00 [GJ/year]	624.049 [units/day]	20.496%		24.410%
399	830.00 [GJ/year]	631.659 [units/day]	20.463%		24.381%
400	840.00 [GJ/year]	639.269 [units/day]	20.430%		24.353%
401	850.00 [GJ/year]	646.880 [units/day]	20.399%		24.325%
402	860.00 [GJ/year]	654.490 [units/day]	20.368%		24.298%
403	870.00 [GJ/year]	662.100 [units/day]	20.337%		24.271%
404	880.00 [GJ/year]	669.711 [units/day]	20.308%		24.246%
405	890.00 [GJ/year]	677.321 [units/day]	20.279%		24.220%
406	900.00 [GJ/year]	684.932 [units/day]	20.250%		24.195%
407	910.00 [GJ/year]	692.542 [units/day]	20.223%		24.171%
408	920.00 [GJ/year]	700.152 [units/day]	20.195%		24.147%
409	930.00 [GJ/year]	707.763 [units/day]	20.169%		24.124%
410	940.00 [GJ/year]	715.373 [units/day]	20.143%		24.101%
411	950.00 [GJ/year]	722.983 [units/day]	20.117%		24.079%
412	960.00 [GJ/year]	730.594 [units/day]	20.093%		24.057%
413	970.00 [GJ/year]	738.204 [units/day]	20.068%		24.035%
414	980.00 [GJ/year]	745.814 [units/day]	20.044%		24.014%
415	990.00 [GJ/year]	753.425 [units/day]	20.021%		23.993%
416	1000.00 [GJ/year]	761.035 [units/day]	19.998%		23.973%
417					
418					
419				2011/12 tariff increases	
420				WAGN	ERA option
421	-	- 0.000	-		
422	1.00	[GJ/year] 0.761	[units/day]	43.01	30.32
423	2.00	[GJ/year] 1.522	[units/day]	47.84	32.93
424	3.00	[GJ/year] 2.283	[units/day]	52.68	35.54
425	4.00	[GJ/year] 3.044	[units/day]	57.51	38.15
426	5.00	[GJ/year] 3.805	[units/day]	62.34	40.76
427	6.00	[GJ/year] 4.566	[units/day]	67.18	43.36
428	7.00	[GJ/year] 5.327	[units/day]	72.01	45.97
429	8.00	[GJ/year] 6.088	[units/day]	76.84	48.58
430	9.00	[GJ/year] 6.849	[units/day]	81.68	51.19
431	10.00	[GJ/year] 7.610	[units/day]	86.51	53.80
432	11.00	[GJ/year] 8.371	[units/day]	83.41	49.73
433	12.00	[GJ/year] 9.132	[units/day]	80.30	45.66
434	13.00	[GJ/year] 9.893	[units/day]	77.19	41.60
435	14.00	[GJ/year] 10.654	[units/day]	74.09	37.53

436	15.00	[GJ/year]	11.416	[units/day]	70.98	33.46
437	16.00	[GJ/year]	12.177	[units/day]	71.54	33.06
438	17.00	[GJ/year]	12.938	[units/day]	72.10	32.66
439	18.00	[GJ/year]	13.699	[units/day]	72.10	32.65
440	19.00	[GJ/year]	14.460	[units/day]	72.19	32.59
441	20.00	[GJ/year]	15.221	[units/day]	72.65	32.26
442	21.00	[GJ/year]	15.982	[units/day]	73.21	31.85
443	22.00	[GJ/year]	16.743	[units/day]	73.77	31.45
444	23.00	[GJ/year]	17.504	[units/day]	74.33	31.05
445	24.00	[GJ/year]	18.265	[units/day]	74.88	30.65
446	25.00	[GJ/year]	19.026	[units/day]	75.44	30.24
447	26.00	[GJ/year]	19.787	[units/day]	76.00	29.84
448	27.00	[GJ/year]	20.548	[units/day]	76.56	29.44
449	28.00	[GJ/year]	21.309	[units/day]	77.12	29.03
450	29.00	[GJ/year]	22.070	[units/day]	77.67	28.63
451	30.00	[GJ/year]	22.831	[units/day]	78.23	28.23
452	31.00	[GJ/year]	23.592	[units/day]	78.79	27.83
453	32.00	[GJ/year]	24.353	[units/day]	79.35	27.42
454	33.00	[GJ/year]	25.114	[units/day]	79.91	27.02
455	34.00	[GJ/year]	25.875	[units/day]	80.46	26.62
456	35.00	[GJ/year]	26.636	[units/day]	81.02	26.22
457	36.00	[GJ/year]	27.397	[units/day]	81.58	25.81
458	37.00	[GJ/year]	28.158	[units/day]	82.14	25.41
459	38.00	[GJ/year]	28.919	[units/day]	82.69	25.01
460	39.00	[GJ/year]	29.680	[units/day]	83.25	24.60
461	40.00	[GJ/year]	30.441	[units/day]	83.81	24.20
462	41.00	[GJ/year]	31.202	[units/day]	84.37	23.80
463	42.00	[GJ/year]	31.963	[units/day]	84.93	23.40
464	43.00	[GJ/year]	32.725	[units/day]	85.48	22.99
465	44.00	[GJ/year]	33.486	[units/day]	86.04	22.59
466	45.00	[GJ/year]	34.247	[units/day]	86.60	22.19
467	46.00	[GJ/year]	35.008	[units/day]	87.16	21.79
468	47.00	[GJ/year]	35.769	[units/day]	87.72	21.38
469	48.00	[GJ/year]	36.530	[units/day]	90.03	22.74
470	49.00	[GJ/year]	37.291	[units/day]	92.35	24.10
471	50.00	[GJ/year]	38.052	[units/day]	94.67	25.46
472	51.00	[GJ/year]	38.813	[units/day]	96.99	26.81
473	52.00	[GJ/year]	39.574	[units/day]	99.30	28.17
474	53.00	[GJ/year]	40.335	[units/day]	101.62	29.53
475	54.00	[GJ/year]	41.096	[units/day]	103.94	30.88
476	55.00	[GJ/year]	41.857	[units/day]	106.26	32.24
477	56.00	[GJ/year]	42.618	[units/day]	108.58	33.60
478	57.00	[GJ/year]	43.379	[units/day]	110.89	34.96
479	58.00	[GJ/year]	44.140	[units/day]	113.21	36.31
480	59.00	[GJ/year]	44.901	[units/day]	115.53	37.67
481	60.00	[GJ/year]	45.662	[units/day]	117.85	39.03
482	61.00	[GJ/year]	46.423	[units/day]	120.16	40.39
483	62.00	[GJ/year]	47.184	[units/day]	122.48	41.74
484	63.00	[GJ/year]	47.945	[units/day]	124.80	43.10
485	64.00	[GJ/year]	48.706	[units/day]	127.12	44.46
486	65.00	[GJ/year]	49.467	[units/day]	129.44	45.81
487	66.00	[GJ/year]	50.228	[units/day]	131.75	47.17
488	67.00	[GJ/year]	50.989	[units/day]	134.07	48.53
489	68.00	[GJ/year]	51.750	[units/day]	136.39	49.89
490	69.00	[GJ/year]	52.511	[units/day]	138.71	51.24
491	70.00	[GJ/year]	53.272	[units/day]	141.02	52.60
492	71.00	[GJ/year]	54.033	[units/day]	143.34	53.96
493	72.00	[GJ/year]	54.795	[units/day]	145.66	55.31
494	73.00	[GJ/year]	55.556	[units/day]	147.98	56.67
495	74.00	[GJ/year]	56.317	[units/day]	150.30	58.03
496	75.00	[GJ/year]	57.078	[units/day]	152.61	59.39
497	76.00	[GJ/year]	57.839	[units/day]	154.93	60.74
498	77.00	[GJ/year]	58.600	[units/day]	157.25	62.10
499	78.00	[GJ/year]	59.361	[units/day]	159.57	63.46
500	79.00	[GJ/year]	60.122	[units/day]	161.88	64.82
501	80.00	[GJ/year]	60.883	[units/day]	164.20	66.17
502	81.00	[GJ/year]	61.644	[units/day]	166.52	67.53
503	82.00	[GJ/year]	62.405	[units/day]	168.84	68.89
504	83.00	[GJ/year]	63.166	[units/day]	171.16	70.24
505	84.00	[GJ/year]	63.927	[units/day]	173.47	71.60
506	85.00	[GJ/year]	64.688	[units/day]	175.79	72.96
507	86.00	[GJ/year]	65.449	[units/day]	178.11	74.32
508	87.00	[GJ/year]	66.210	[units/day]	180.43	75.67
509	88.00	[GJ/year]	66.971	[units/day]	182.74	77.03
510	89.00	[GJ/year]	67.732	[units/day]	185.06	78.39
511	90.00	[GJ/year]	68.493	[units/day]	187.38	79.75
512	91.00	[GJ/year]	69.254	[units/day]	189.70	81.10
513	92.00	[GJ/year]	70.015	[units/day]	192.02	82.46
514	93.00	[GJ/year]	70.776	[units/day]	194.33	83.82
515	94.00	[GJ/year]	71.537	[units/day]	196.65	85.17
516	95.00	[GJ/year]	72.298	[units/day]	198.97	86.53
517	96.00	[GJ/year]	73.059	[units/day]	201.29	87.89
518	97.00	[GJ/year]	73.820	[units/day]	203.60	89.25
519	98.00	[GJ/year]	74.581	[units/day]	205.92	90.60
520	99.00	[GJ/year]	75.342	[units/day]	208.24	91.96
521	100.00	[GJ/year]	76.104	[units/day]		
522						

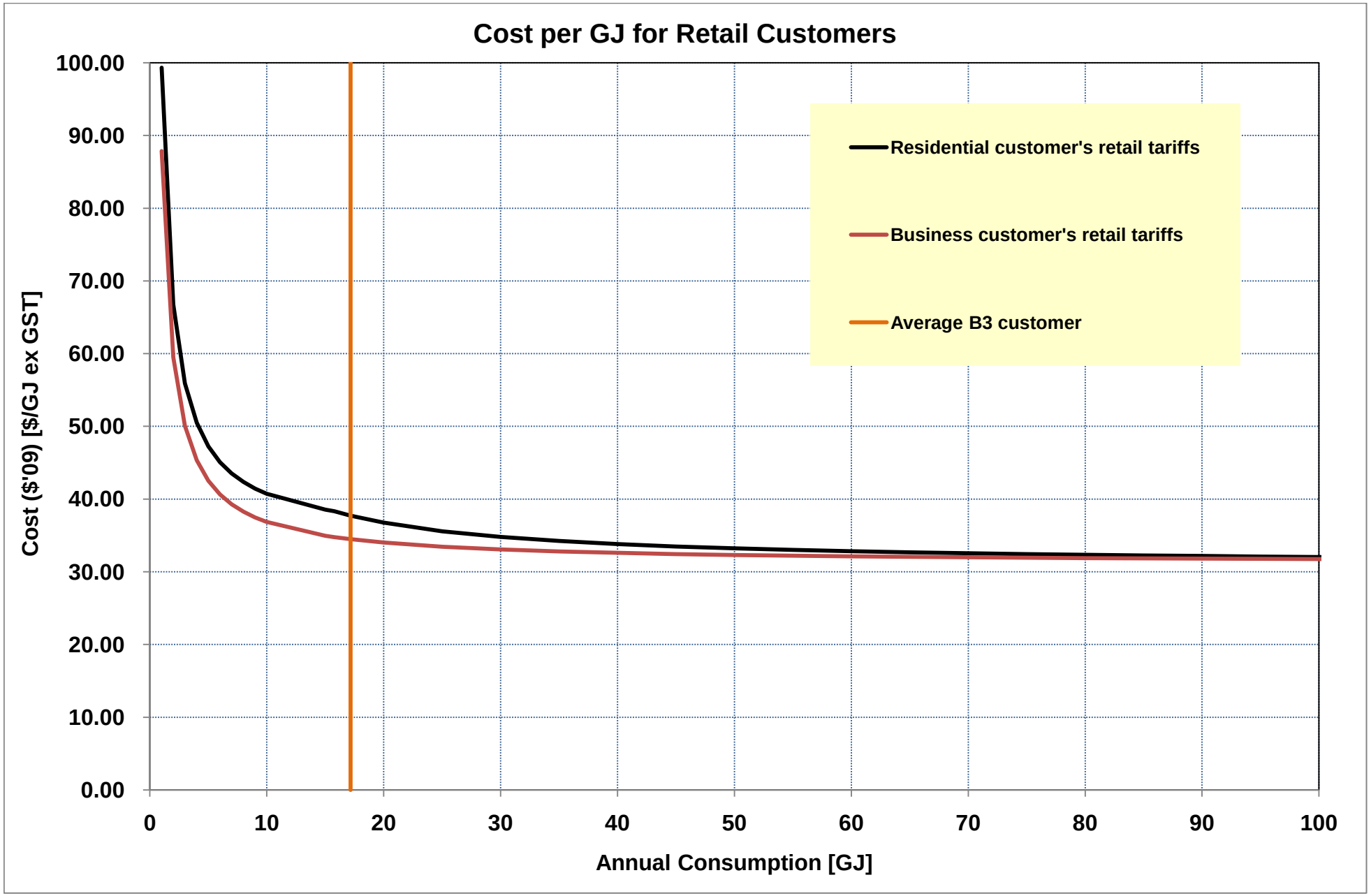
Cost per GJ for Retail Customers
Cost ($'09) [$/GJ ex GST]
100.00
90.00
80.00
70.00
60.00
50.00
40.00
30.00
20.00
10.00
0.00
0
10
20
30
40
50
60
70
80
90
100
Annual Consumption [GJ]
Residential customer's retail tariffs
Business customer's retail tariffs
Average B3 customer

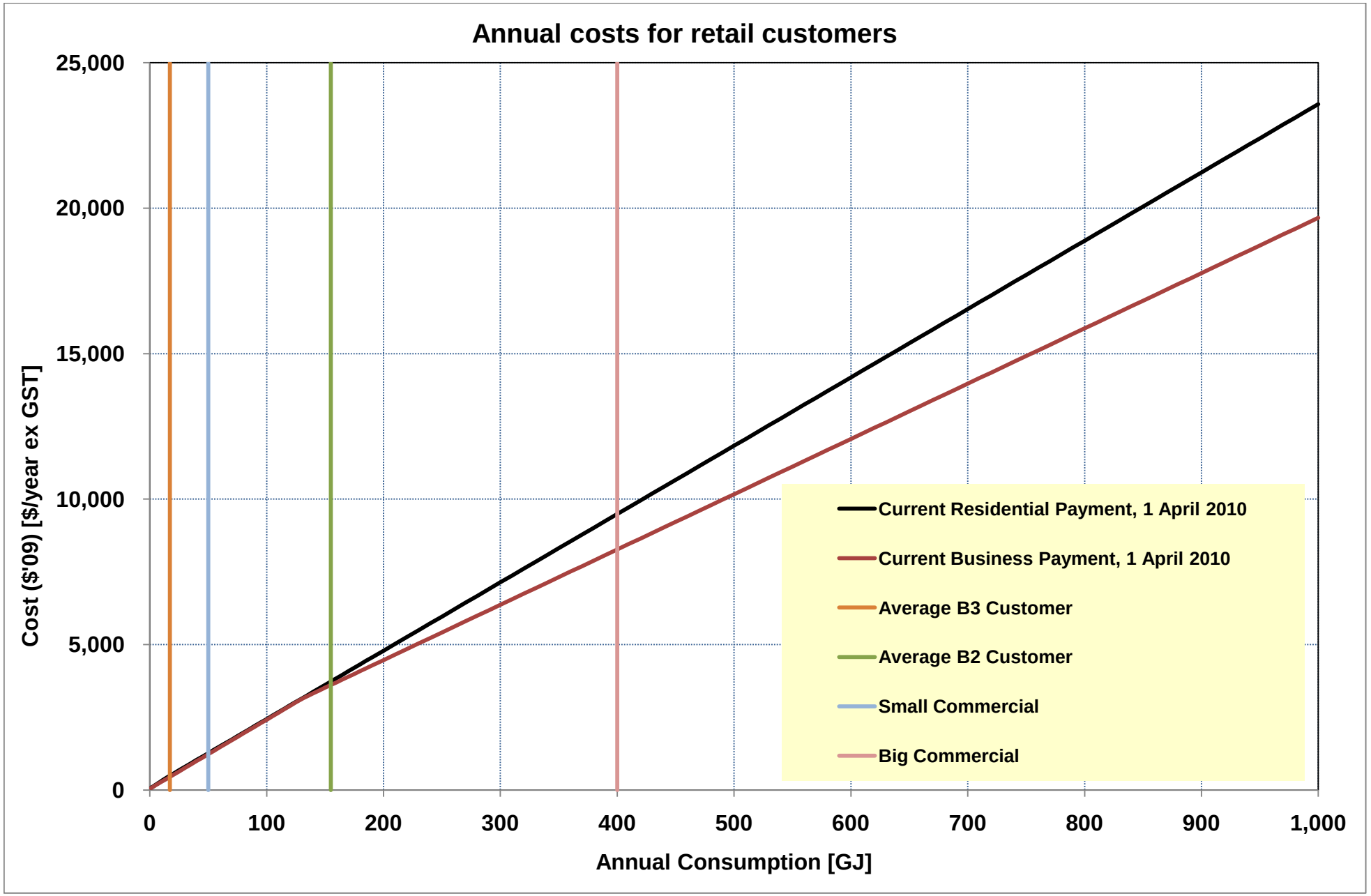
Annual costs for retail customers
25,000
20,000
15,000
10,000
5,000
0
Cost ($'09) [$/year ex GST]
0
100
200
300
400
500
600
700
800
900
1,000
Annual Consumption [GJ]
Current Residential Payment, 1 April 2010
Current Business Payment, 1 April 2010
Average B3 Customer
Average B2 Customer
Small Commercial
Big Commercial

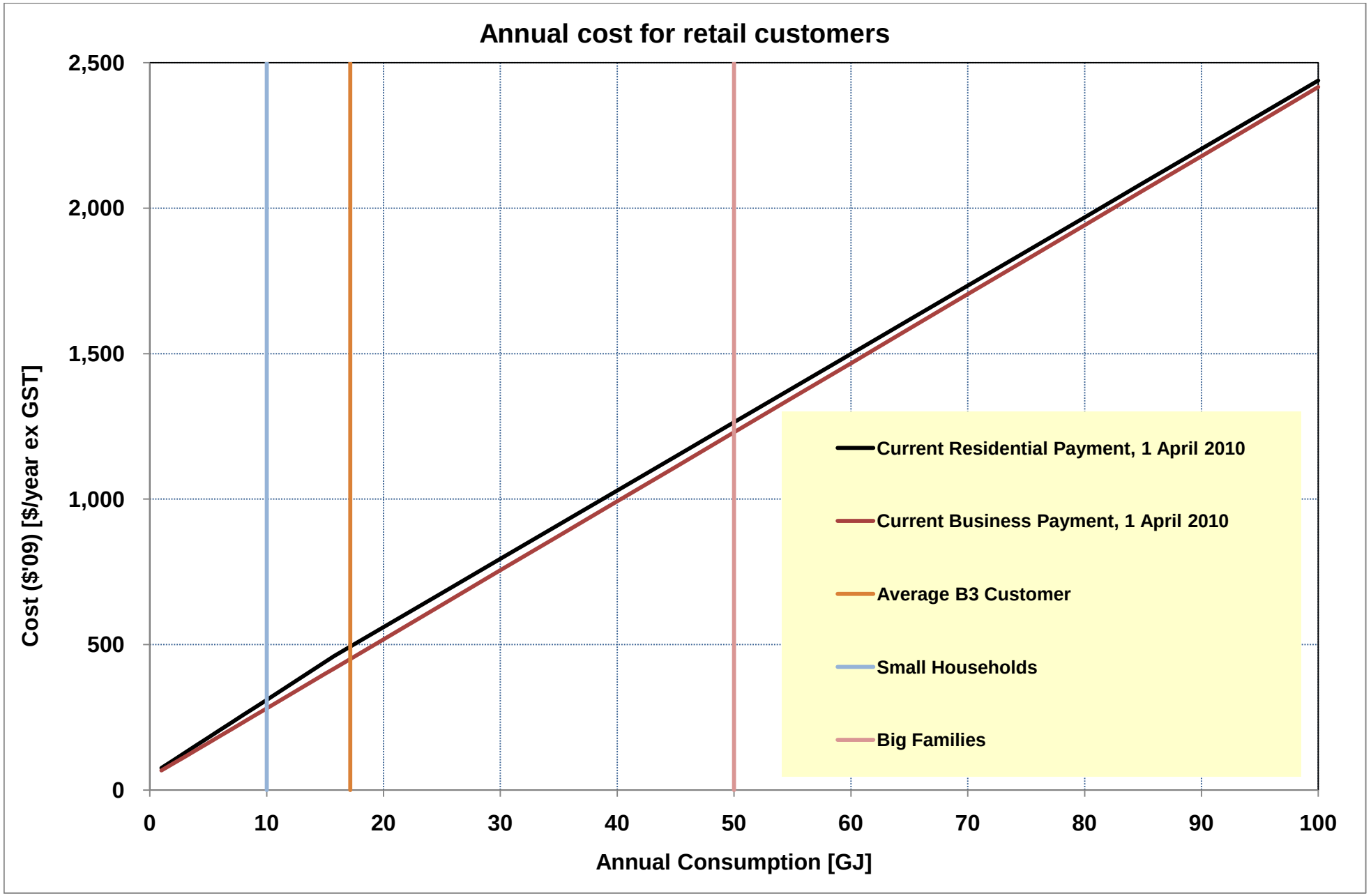
Annual cost for retail customers
Cost ($'09) [$/year ex GST]
2,500
2,000
1,500
1,000
500
0
0
10
20
30
40
50
60
70
80
90
100
Annual Consumption [GJ]
Current Residential Payment, 1 April 2010
Current Business Payment, 1 April 2010
Average B3 Customer
Small Households
Big Families

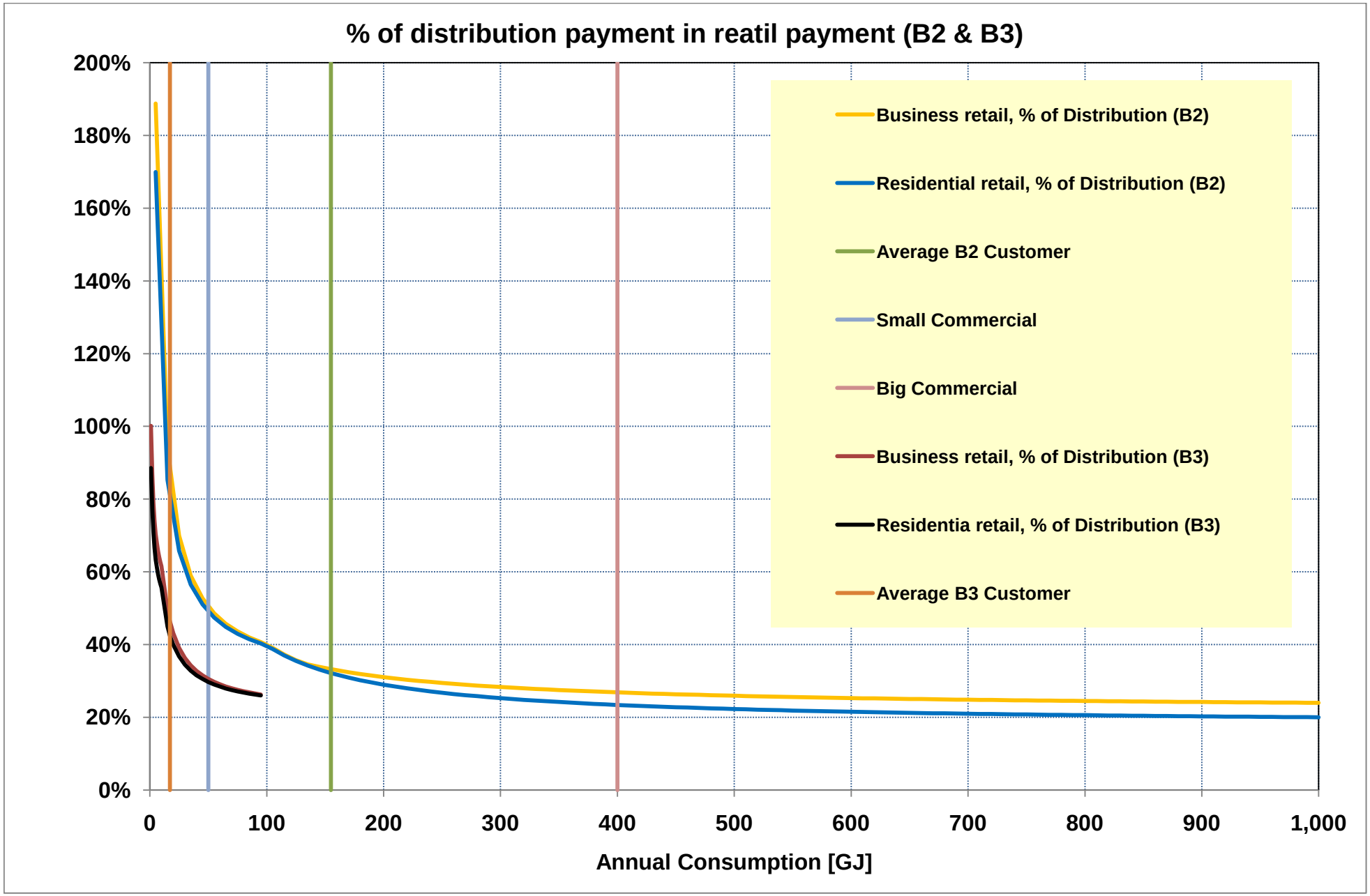
% of distribution payment in reatil payment (B2 & B3)
200%
180%
160%
140%
120%
100%
80%
60%
40%
20%
0%
0
100
200
300
400
500
600
700
800
900
1,000
Annual Consumption [GJ]
Business retail, % of Distribution (B2)
Residential retail, % of Distribution (B2)
Average B2 Customer
Small Commercial
Big Commercial
Business retail, % of Distribution (B3)
Residentia retail, % of Distribution (B3)
Average B3 Customer

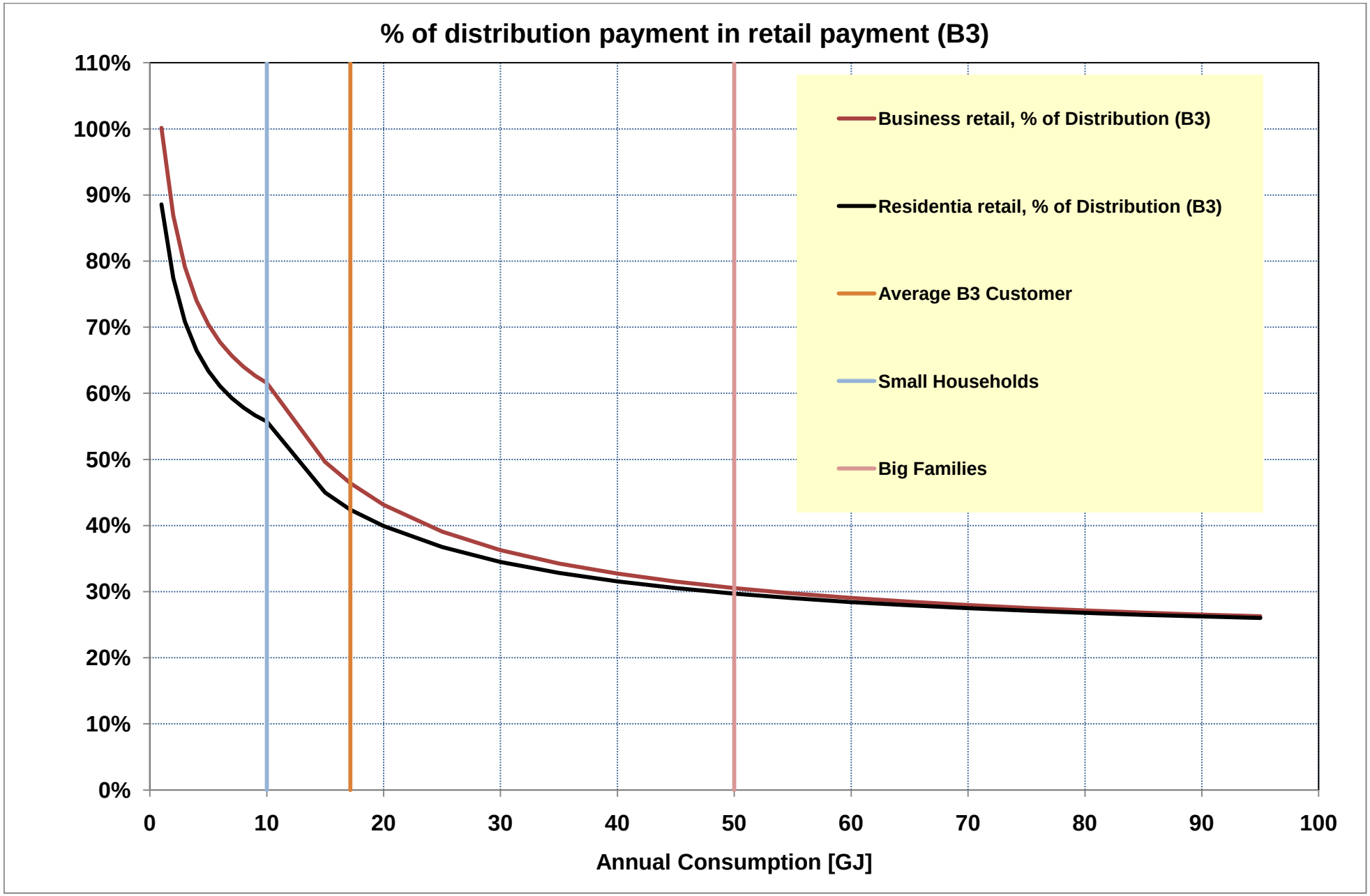
% of distribution payment in retail payment (B3)
110%
100%
90%
80%
70%
60%
50%
40%
30%
20%
10%
0%
0
10
20
30
40
50
60
70
80
90
100
Annual Consumption [GJ]
Business retail, % of Distribution (B3)
Residentia retail, % of Distribution (B3)
Average B3 Customer
Small Households
Big Families

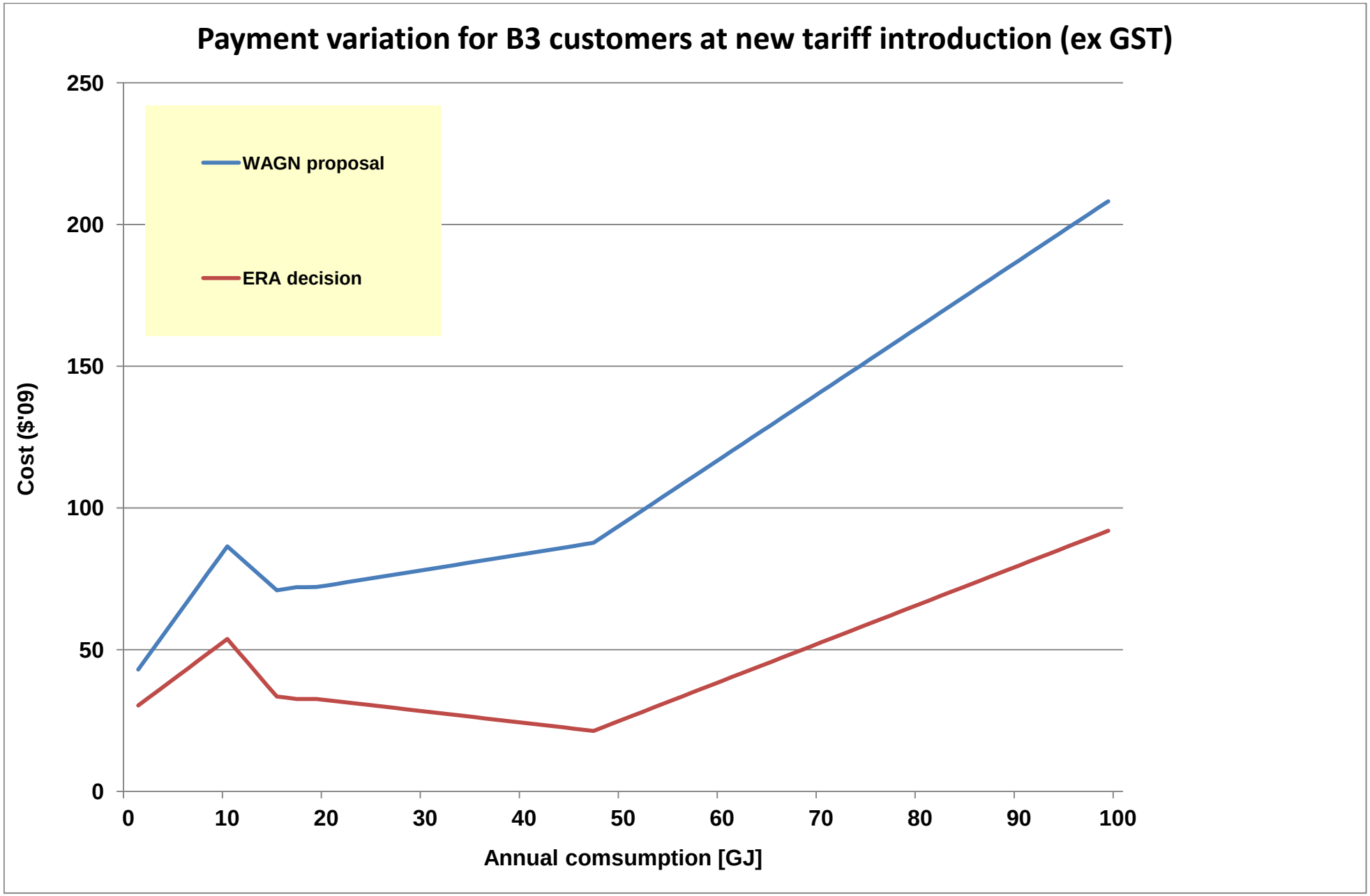
Payment variation for B3 customers at new tariff introduction (ex GST)
WAGN proposal
ERA decision
Cost ($'09)
250
200
150
100
50
0
0
10
20
30
40
50
60
70
80
90
100
Annual comsumption [GJ]

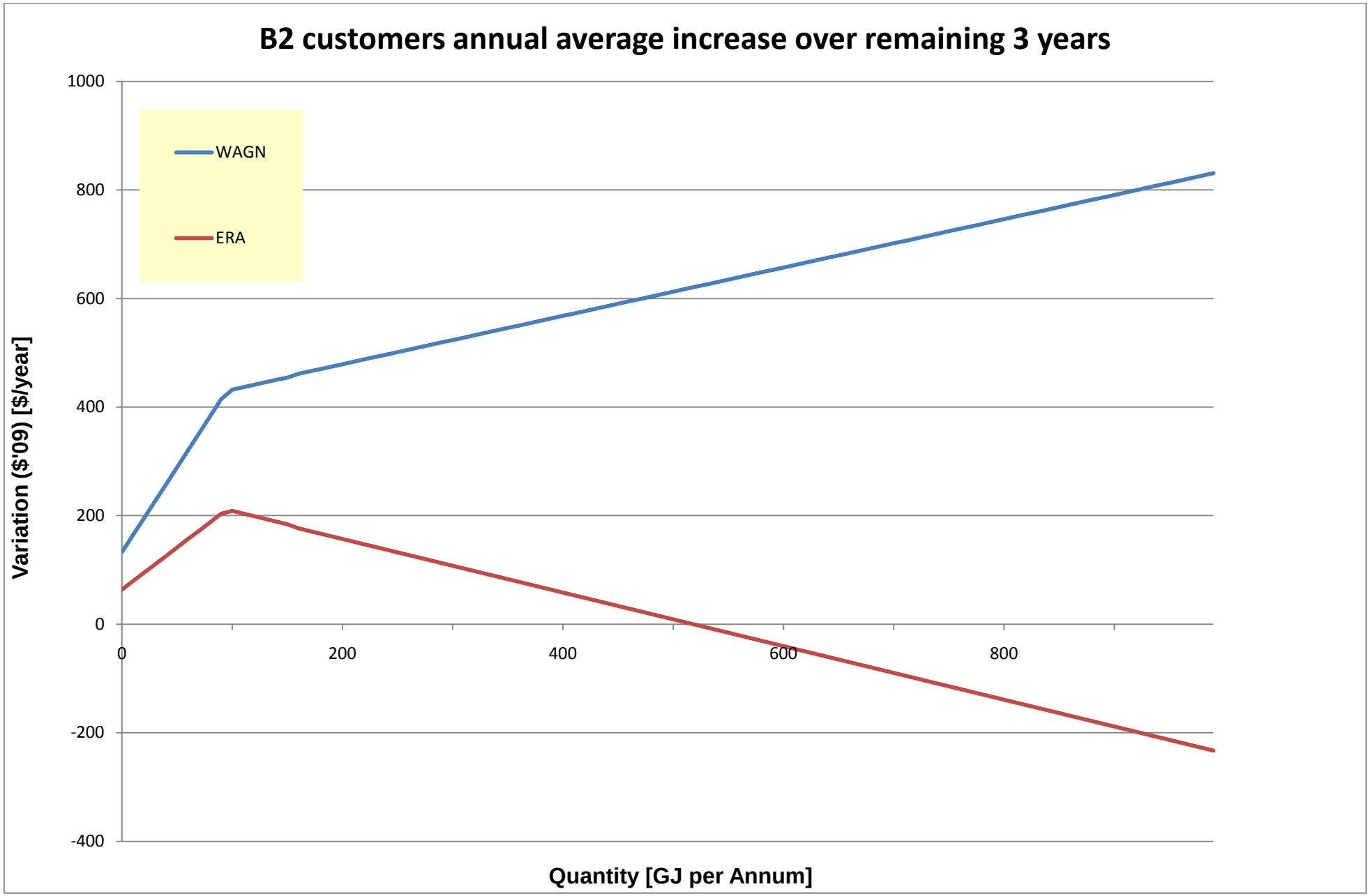
B2 customers annual average increase over remaining 3 years
WAGN
ERA
Variation ($'09) [$/year]
1000
800
600
400
200
0
-200
-400
0
200
400
600
800
Quantity [GJ per Annum]

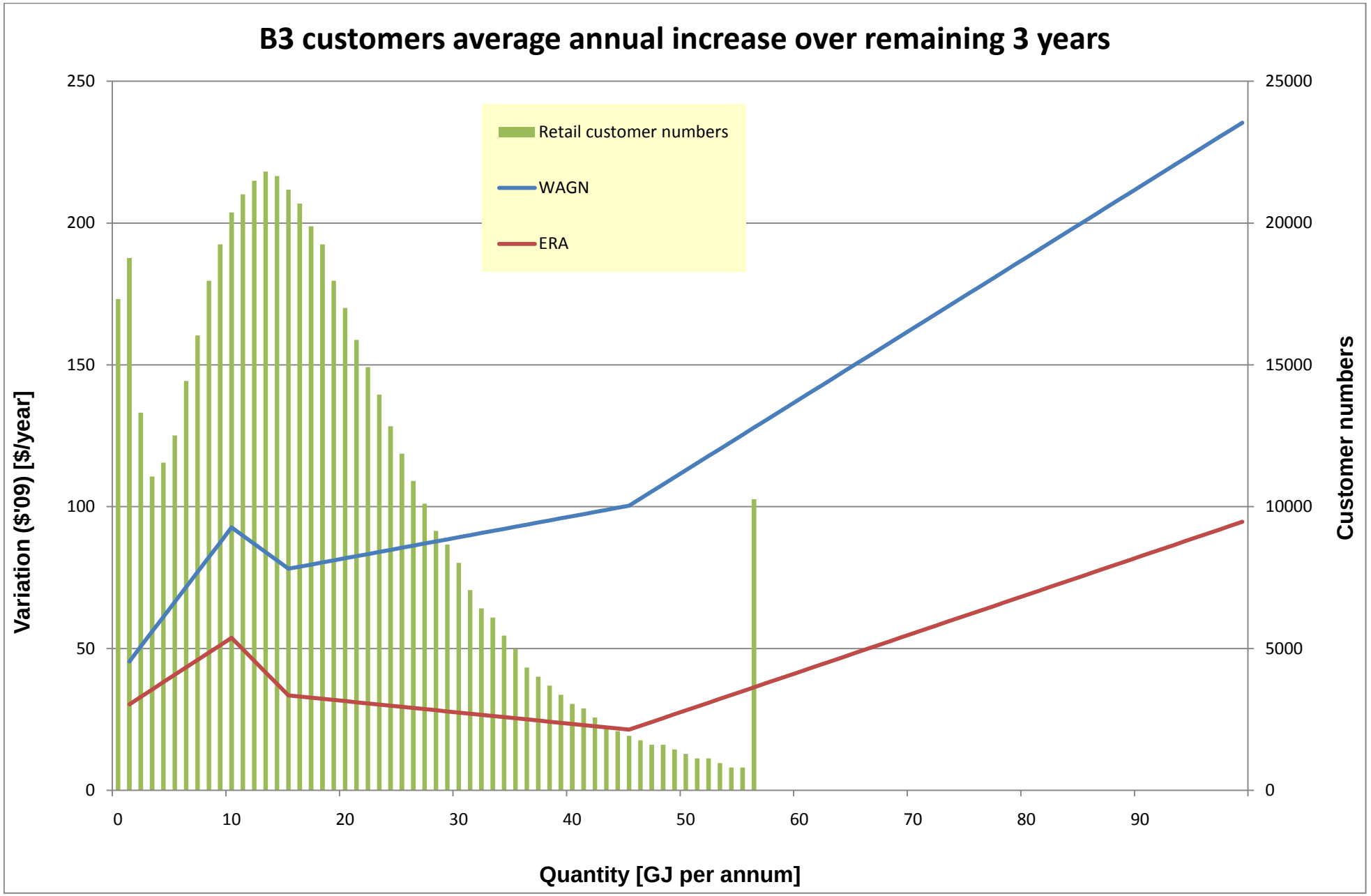
B3 customers average annual increase over remaining 3 years
Retail customer numbers
WAGN
ERA
Variation ($'09) [$/year]
Customer numbers
Quantity [GJ per annum]
250
200
150
100
50
0
25000
20000
15000
10000
5000
0
0
10
20
30
40
50
60
70
80
90

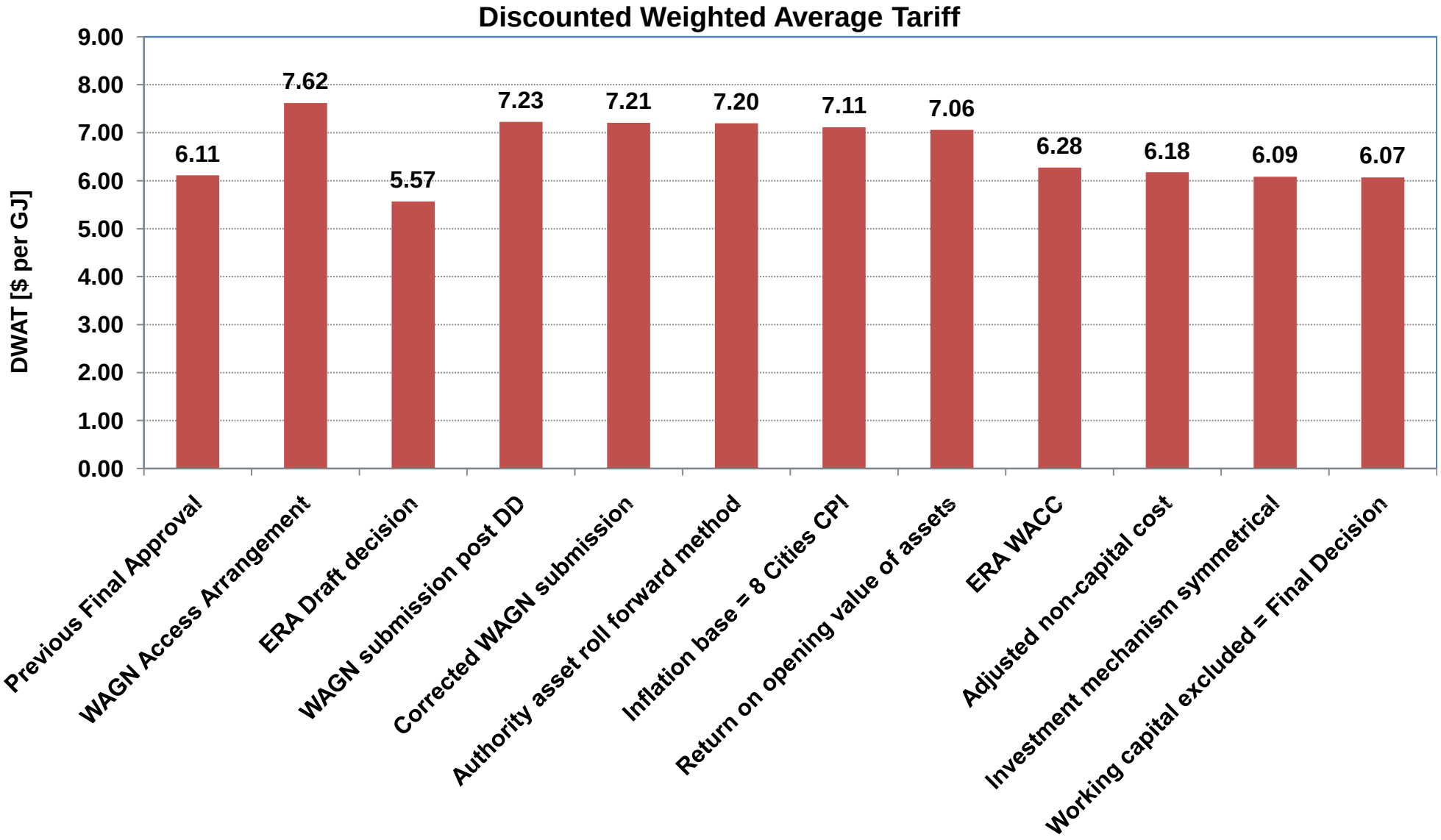
Discounted Weighted Average Tariff
DWAT [$ per GJ]
9.00
8.00
7.00
6.00
5.00
4.00
3.00
2.00
1.00
0.00
6.11
7.62
5.57
7.23
7.21
7.20
7.11
7.06
6.28
6.18
6.09
6.07
Previous Final Approval
WAGN Access Arrangement
ERA Draft decision
WAGN submission post DD
Corrected WAGN submission
Authority asset roll forward method
Inflation base = 8 Cities CPI
Return on opening value of assets
ERA WACC
Adjusted non-capital cost
Investment mechanism symmetrical
Working capital excluded = Final Decision

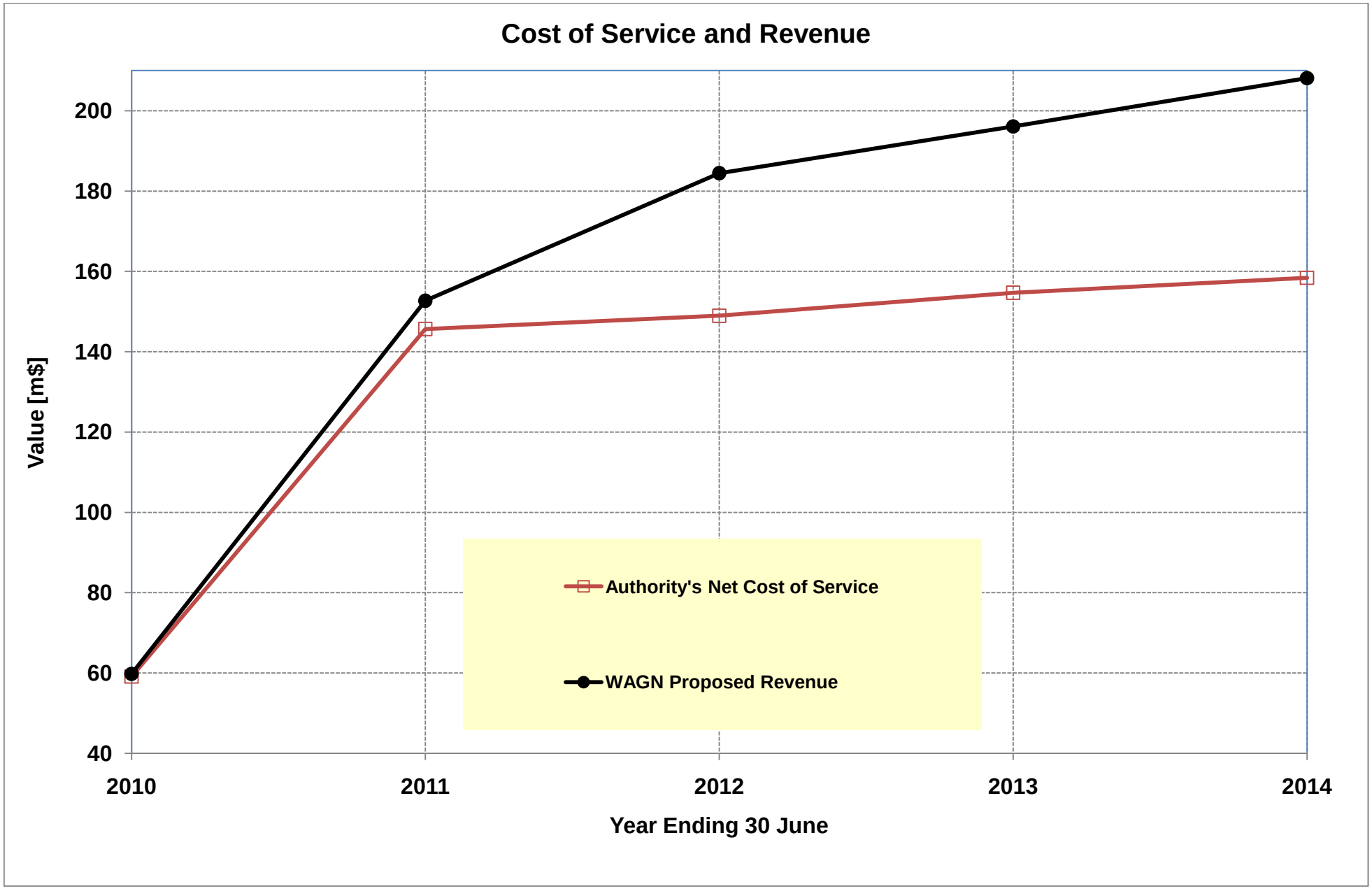
Cost of Service and Revenue
Value [m$]
200
180
160
140
120
100
80
60
40
2010
2011
2012
2013
2014
Year Ending 30 June
Authority's Net Cost of Service
WAGN Proposed Revenue

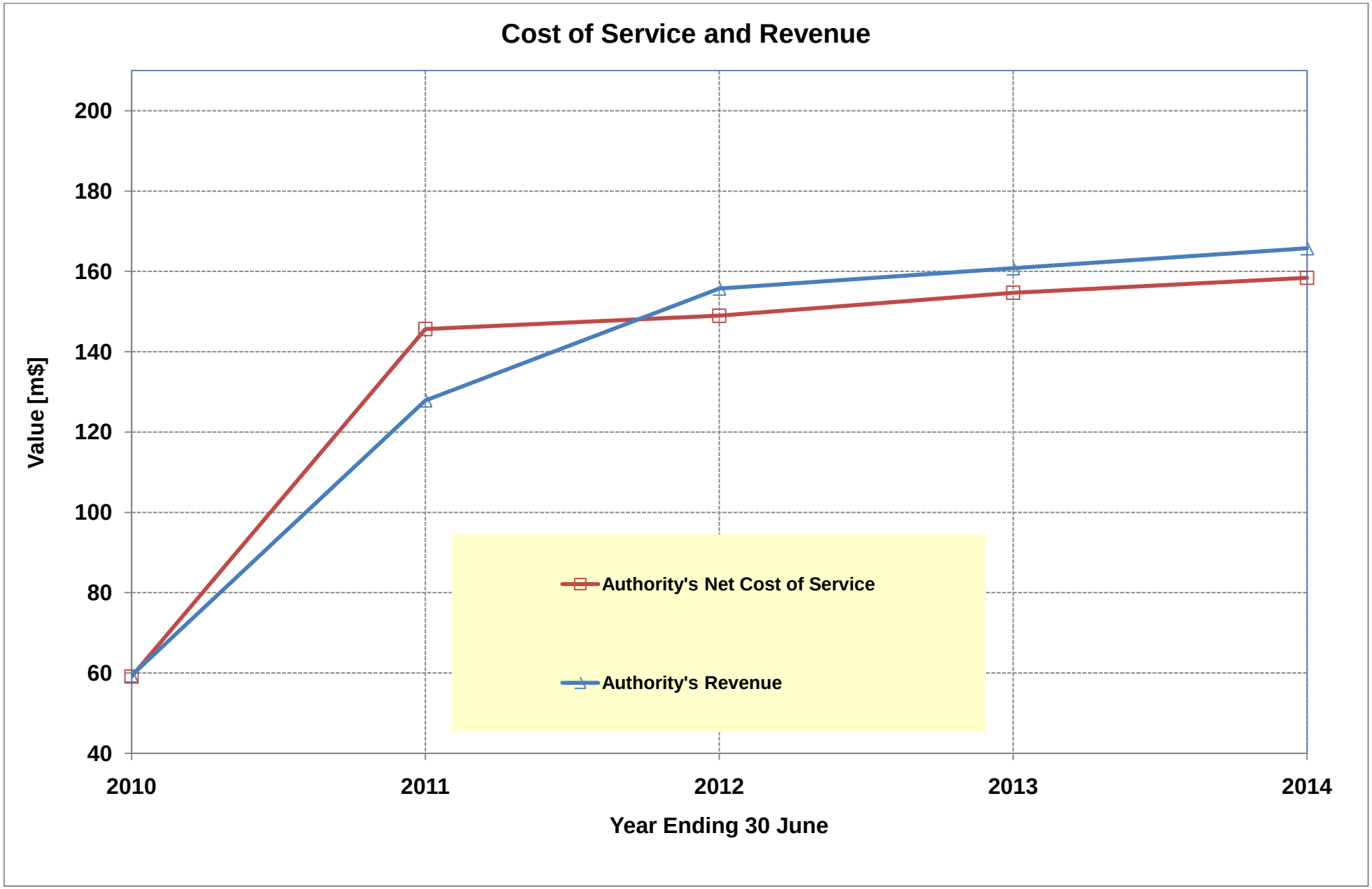
Cost of Service and Revenue
Value [m$]
200
180
160
140
120
100
80
60
40
2010
2011
2012
2013
2014
Year Ending 30 June
Authority's Net Cost of Service
Authority's Revenue

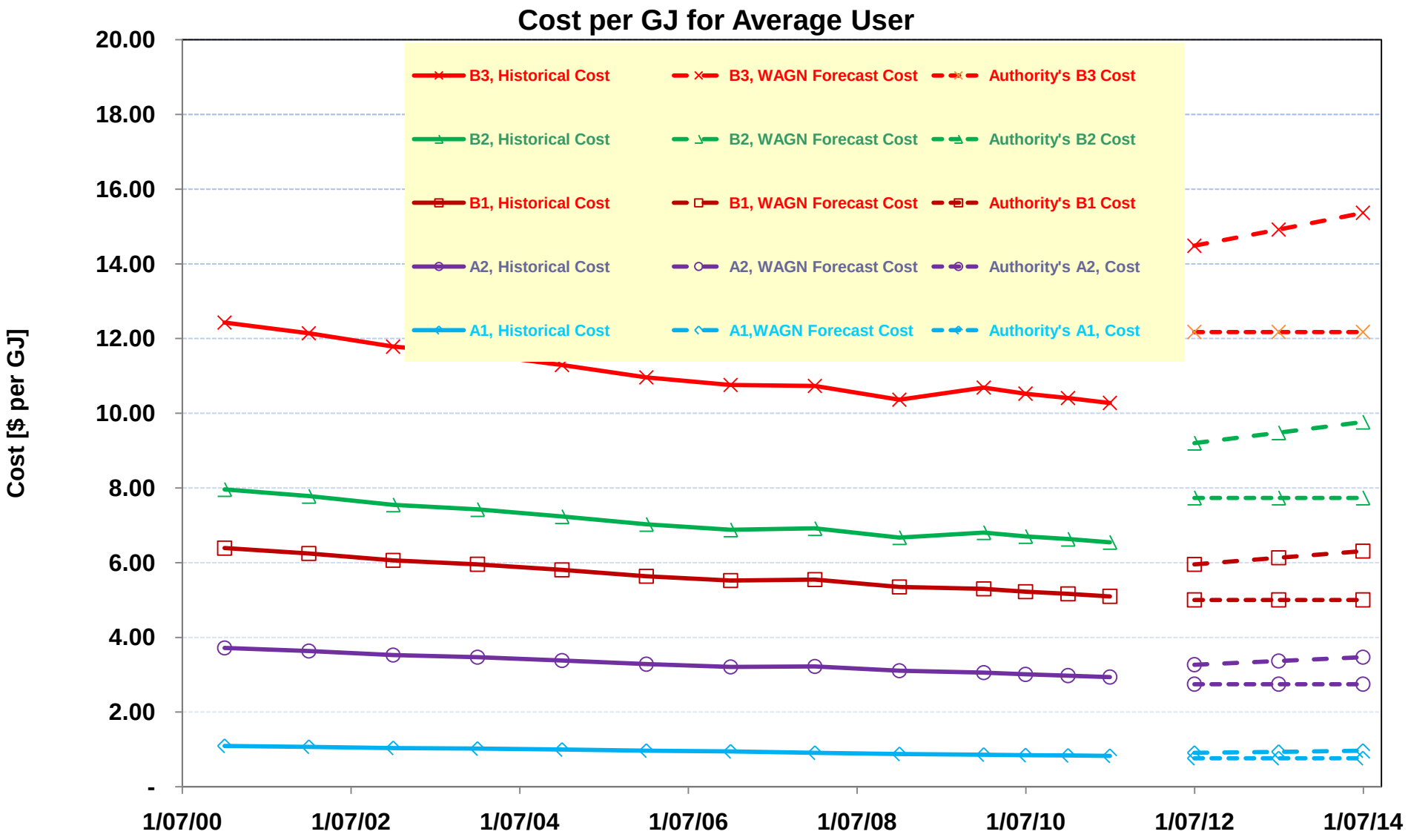
Cost per GJ for Average User
Cost [$ per GJ]
20.00
18.00
16.00
14.00
12.00
10.00
8.00
6.00
4.00
2.00
-
1/07/00
1/07/02
1/07/04
1/07/06
1/07/08
1/07/10
1/07/12
1/07/14
B3, Historical Cost
B3, WAGN Forecast Cost
Authority's B3 Cost
B2, Historical Cost
B2, WAGN Forecast Cost
Authority's B2 Cost
B1, Historical Cost
B1, WAGN Forecast Cost
Authority's B1 Cost
A2, Historical Cost
A2, WAGN Forecast Cost
Authority's A2, Cost
A1, Historical Cost
A1,WAGN Forecast Cost
Authority's A1, Cost

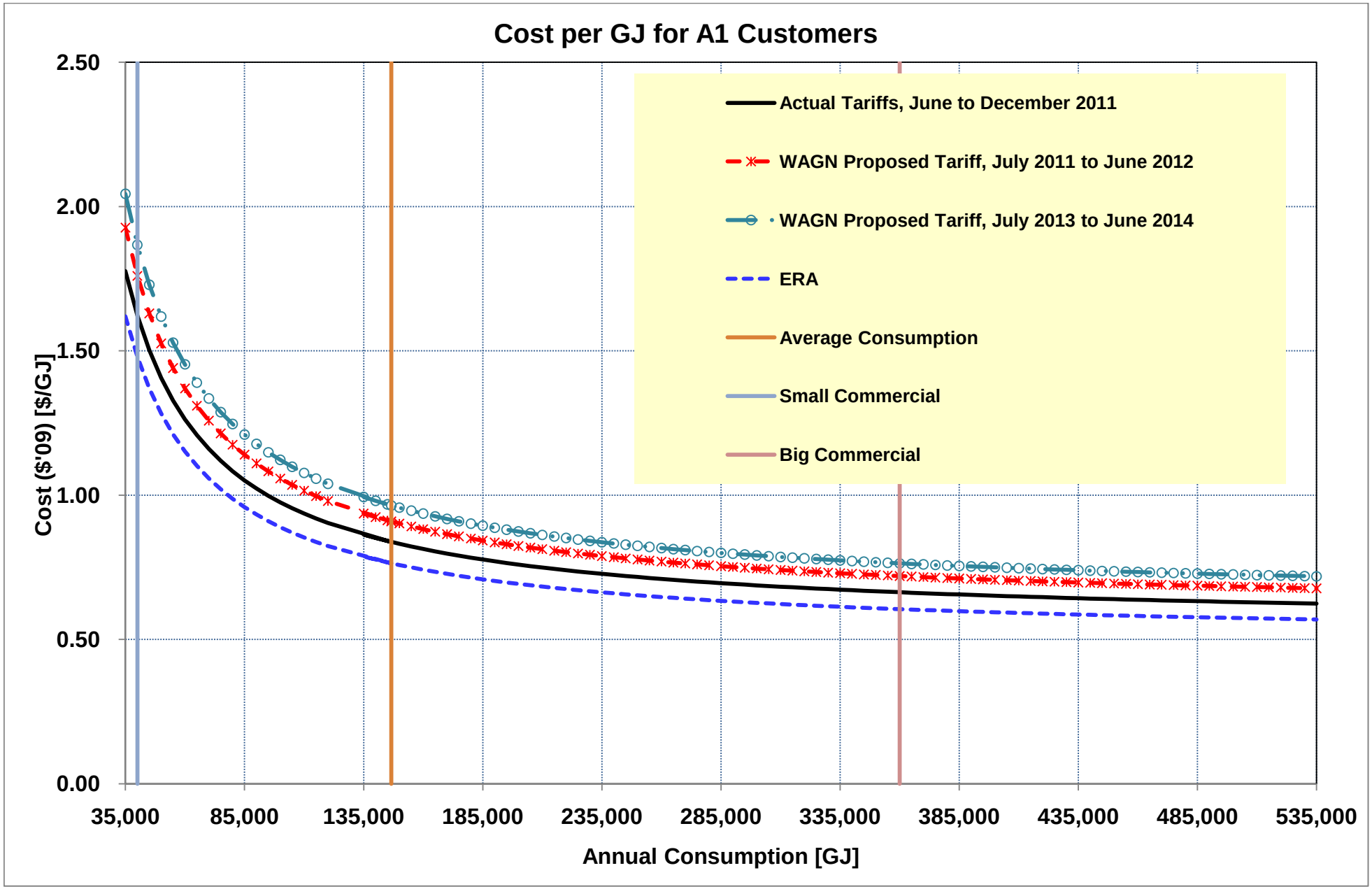
Cost per GJ for A1 Customers
2.50
2.00
1.50
1.00
0.50
0.00
Cost ($'09) [$/GJ]
35,000
85,000
135,000
185,000
235,000
285,000
335,000
385,000
435,000
485,000
535,000
Annual Consumption [GJ]
Actual Tariffs, June to December 2011
WAGN Proposed Tariff, July 2011 to June 2012
WAGN Proposed Tariff, July 2013 to June 2014
ERA
Average Consumption
Small Commercial
Big Commercial

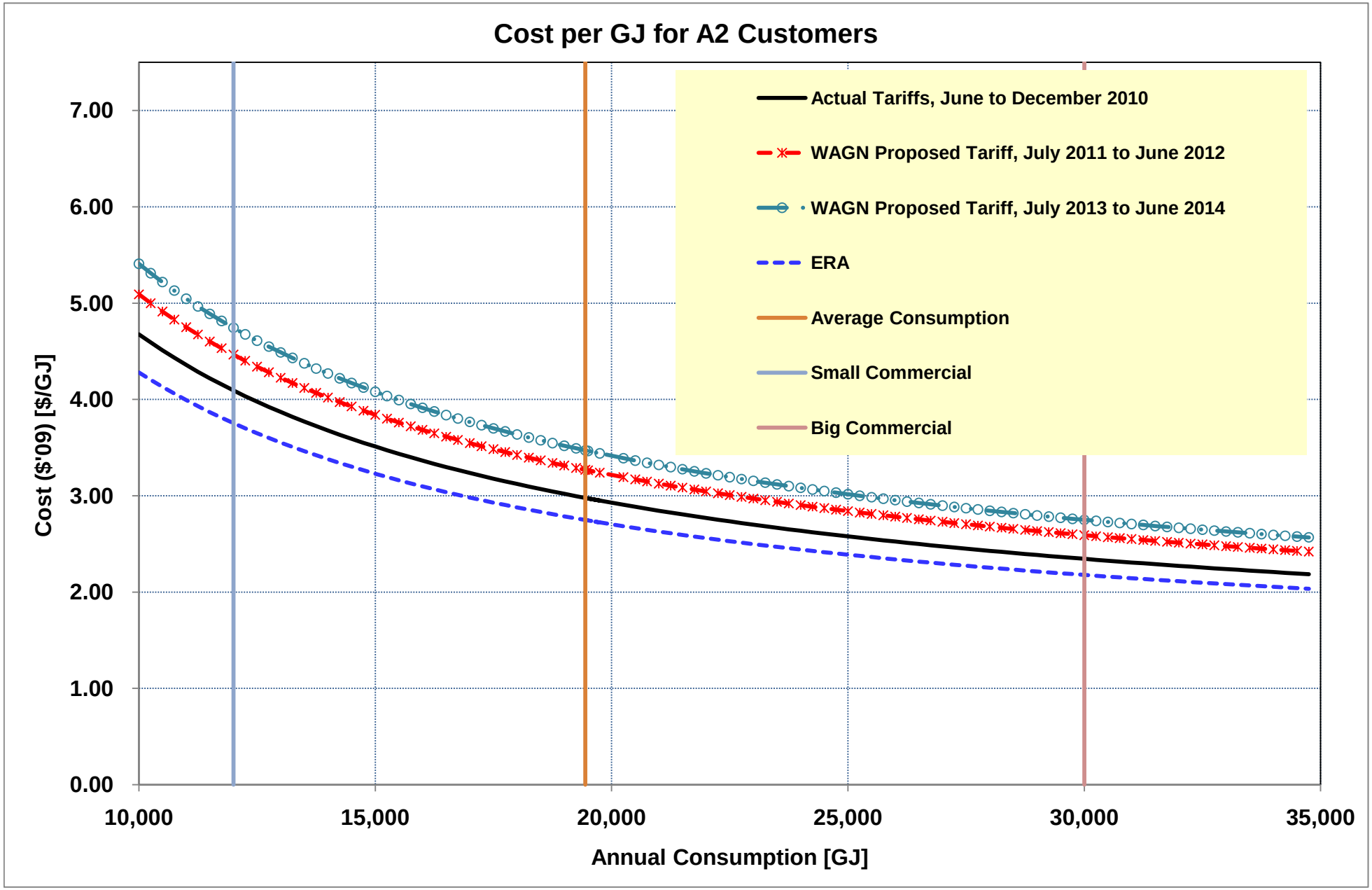
Cost per GJ for A2 Customers
Actual Tariffs, June to December 2010
WAGN Proposed Tariff, July 2011 to June 2012
WAGN Proposed Tariff, July 2013 to June 2014
ERA
Average Consumption
Small Commercial
Big Commercial
Cost ($'09) [$/GJ]
7.00
6.00
5.00
4.00
3.00
2.00
1.00
0.00
10,000
15,000
20,000
25,000
30,000
35,000
Annual Consumption [GJ]

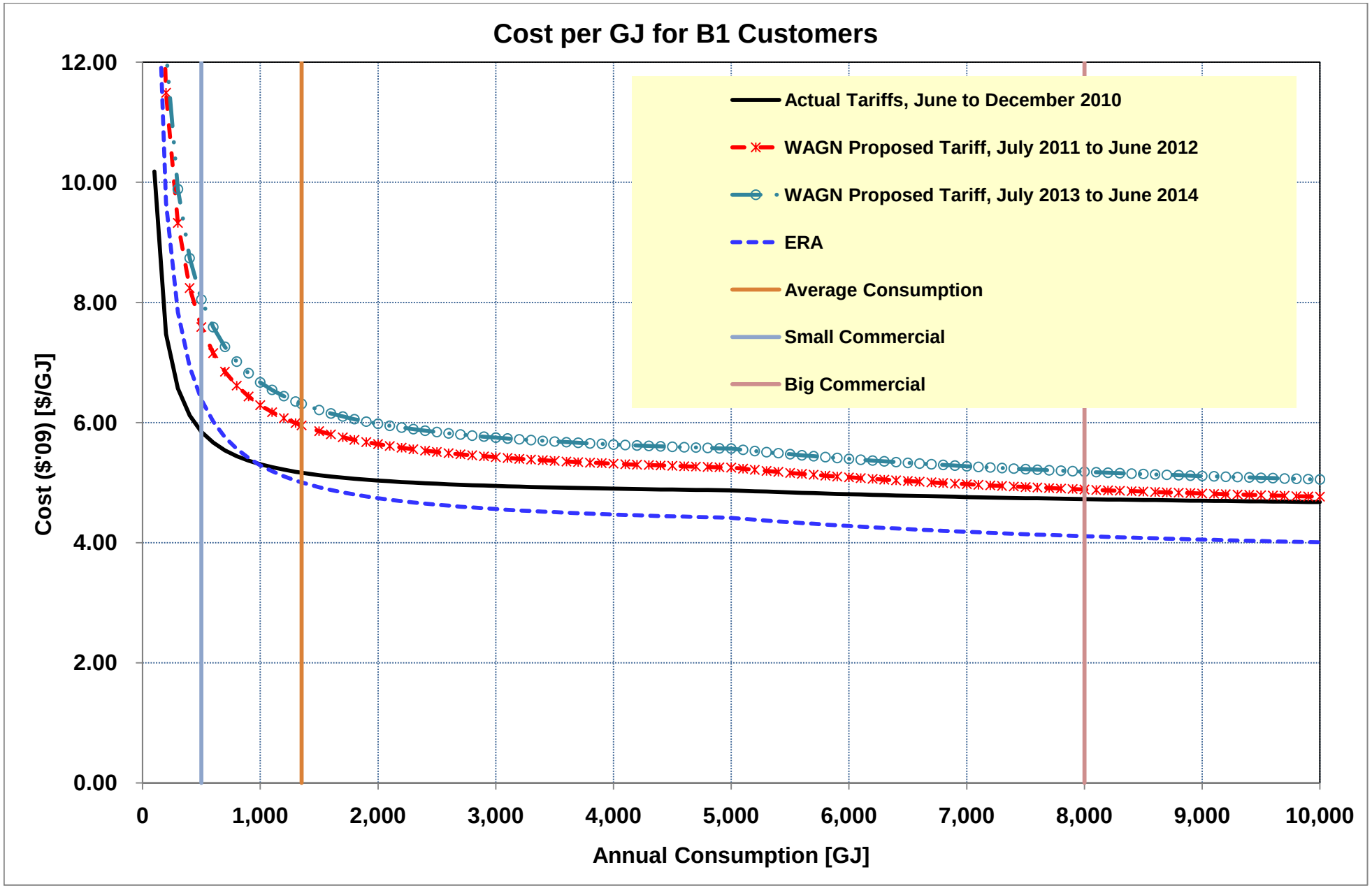
Cost per GJ for B1 Customers
12.00
10.00
8.00
6.00
4.00
2.00
0.00
Cost ($'09) [$/GJ]
0
1,000
2,000
3,000
4,000
5,000
6,000
7,000
8,000
9,000
10,000
Annual Consumption [GJ]
Actual Tariffs, June to December 2010
WAGN Proposed Tariff, July 2011 to June 2012
WAGN Proposed Tariff, July 2013 to June 2014
ERA
Average Consumption
Small Commercial
Big Commercial

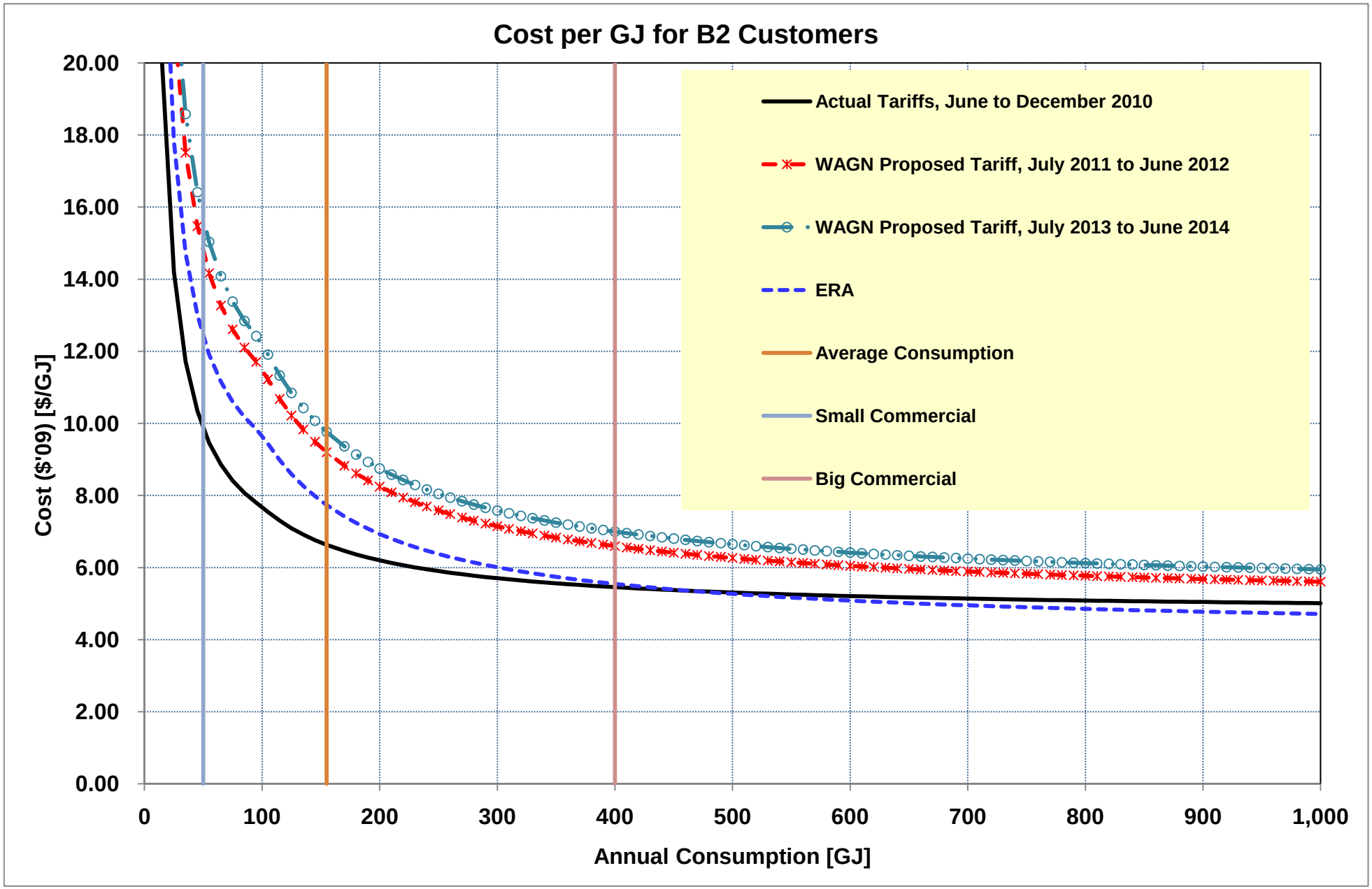
Cost per GJ for B2 Customers
Cost ($'09) [$/GJ]
20.00
18.00
16.00
14.00
12.00
10.00
8.00
6.00
4.00
2.00
0.00
0
100
200
300
400
500
600
700
800
900
1,000
Annual Consumption [GJ]
Actual Tariffs, June to December 2010
WAGN Proposed Tariff, July 2011 to June 2012
WAGN Proposed Tariff, July 2013 to June 2014
ERA
Average Consumption
Small Commercial
Big Commercial

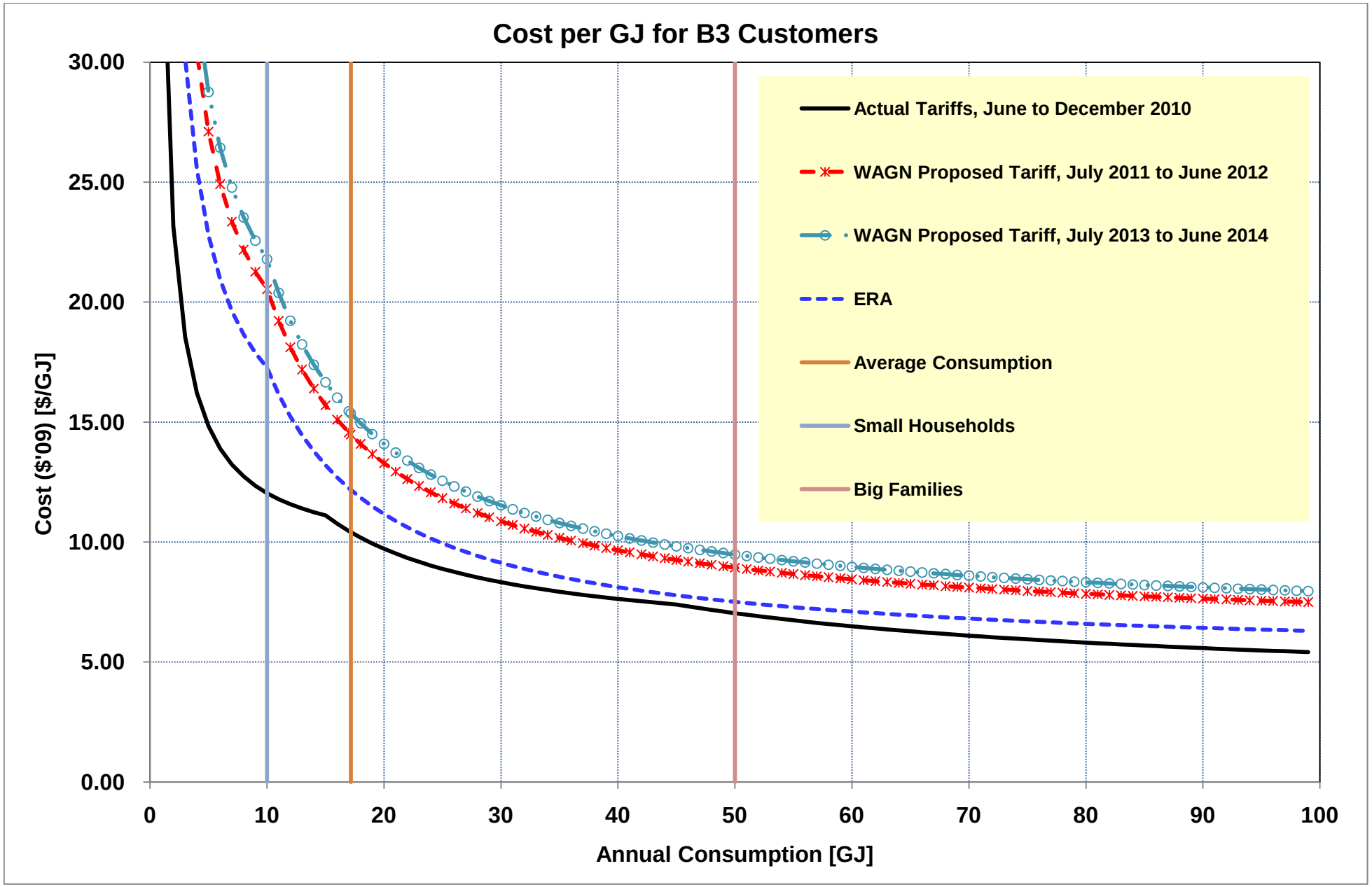
Cost per GJ for B3 Customers
30.00
25.00
20.00
15.00
10.00
5.00
0.00
Cost ($'09) [$/GJ]
0
10
20
30
40
50
60
70
80
90
100
Annual Consumption [GJ]
Actual Tariffs, June to December 2010
WAGN Proposed Tariff, July 2011 to June 2012
WAGN Proposed Tariff, July 2013 to June 2014
ERA
Average Consumption
Small Households
Big Families

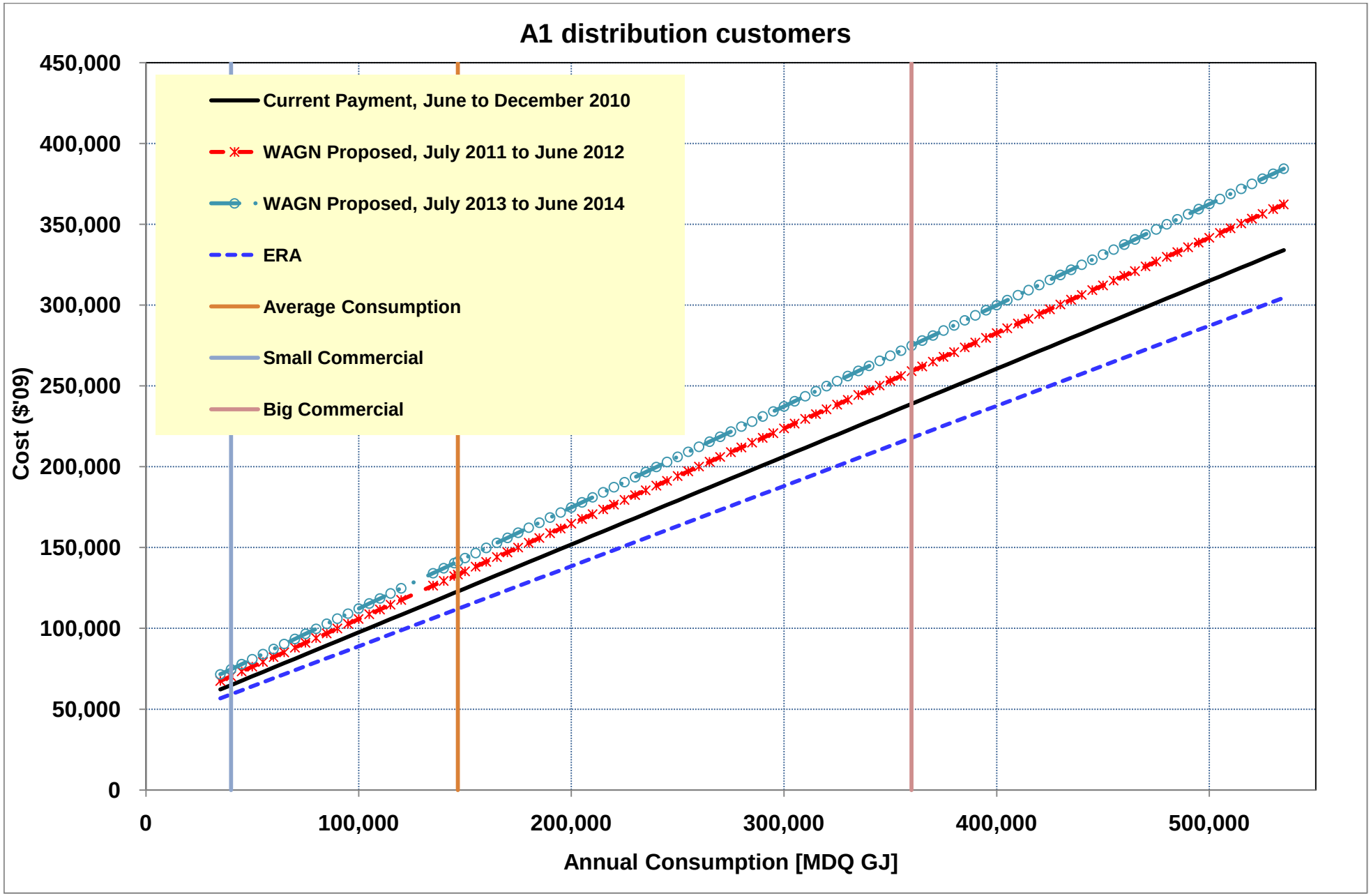
A1 distribution customers
Current Payment, June to December 2010
WAGN Proposed, July 2011 to June 2012
WAGN Proposed, July 2013 to June 2014
ERA
Average Consumption
Small Commercial
Big Commercial
Cost ($'09)
450,000
400,000
350,000
300,000
250,000
200,000
150,000
100,000
50,000
0
0
100,000
200,000
300,000
400,000
500,000
Annual Consumption [MDQ GJ]

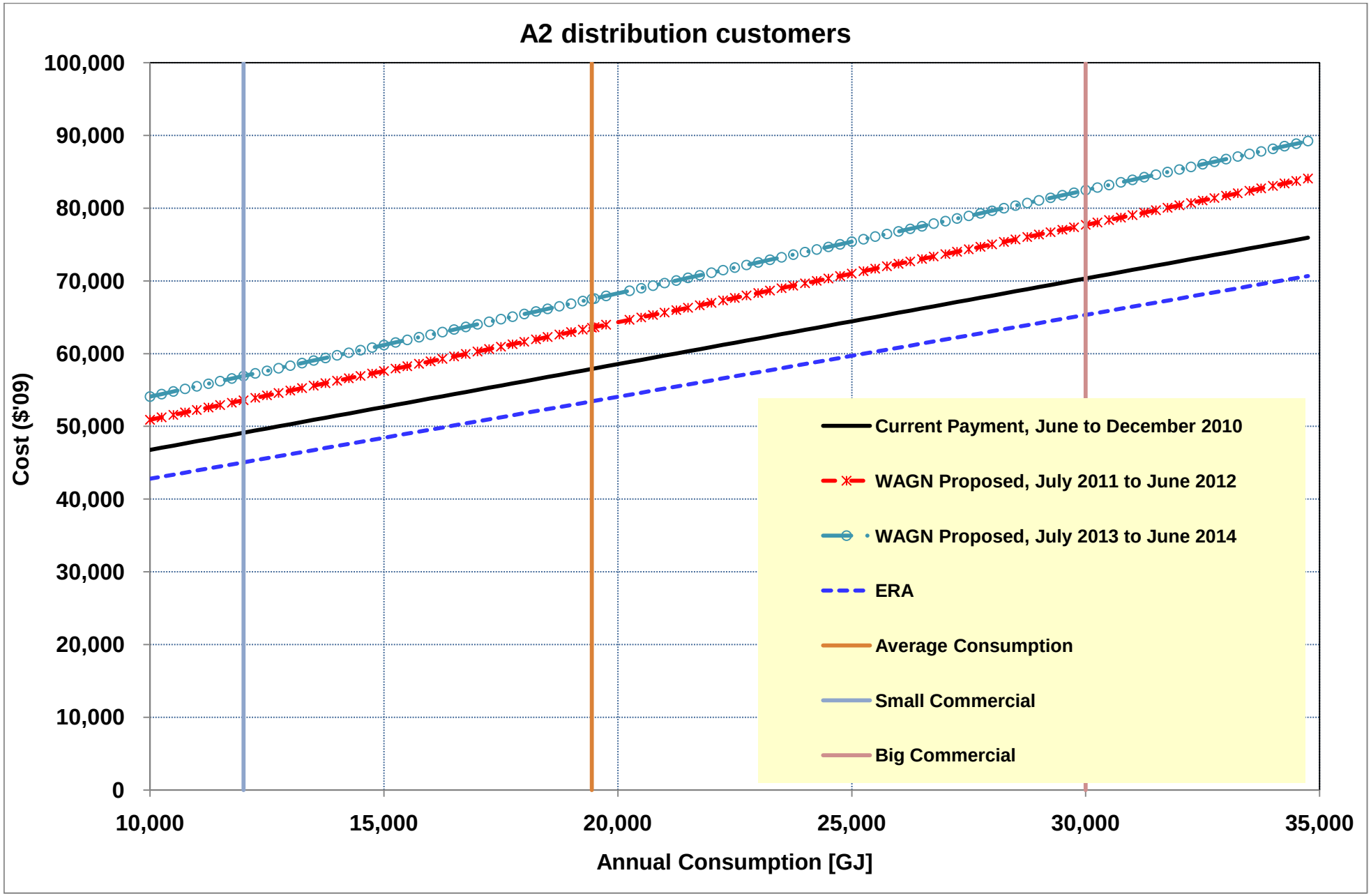
A2 distribution customers
100,000
90,000
80,000
70,000
60,000
50,000
40,000
30,000
20,000
10,000
0
Cost ($'09)
10,000
15,000
20,000
25,000
30,000
35,000
Annual Consumption [GJ]
Current Payment, June to December 2010
WAGN Proposed, July 2011 to June 2012
WAGN Proposed, July 2013 to June 2014
ERA
Average Consumption
Small Commercial
Big Commercial

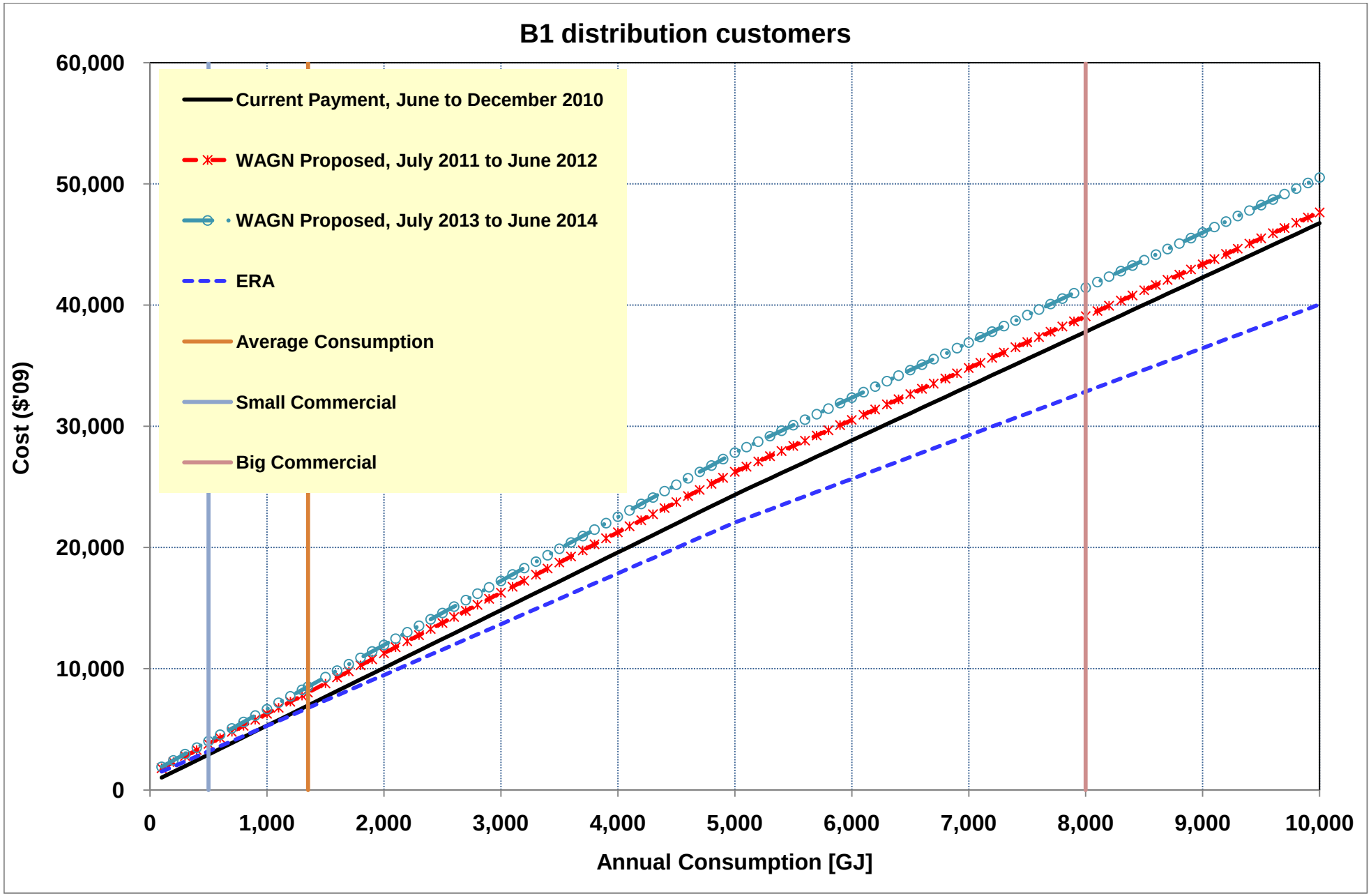
B1 distribution customers
Current Payment, June to December 2010
WAGN Proposed, July 2011 to June 2012
WAGN Proposed, July 2013 to June 2014
ERA
Average Consumption
Small Commercial
Big Commercial
Cost ($'09)
60,000
50,000
40,000
30,000
20,000
10,000
0
0
1,000
2,000
3,000
4,000
5,000
6,000
7,000
8,000
9,000
10,000
Annual Consumption [GJ]

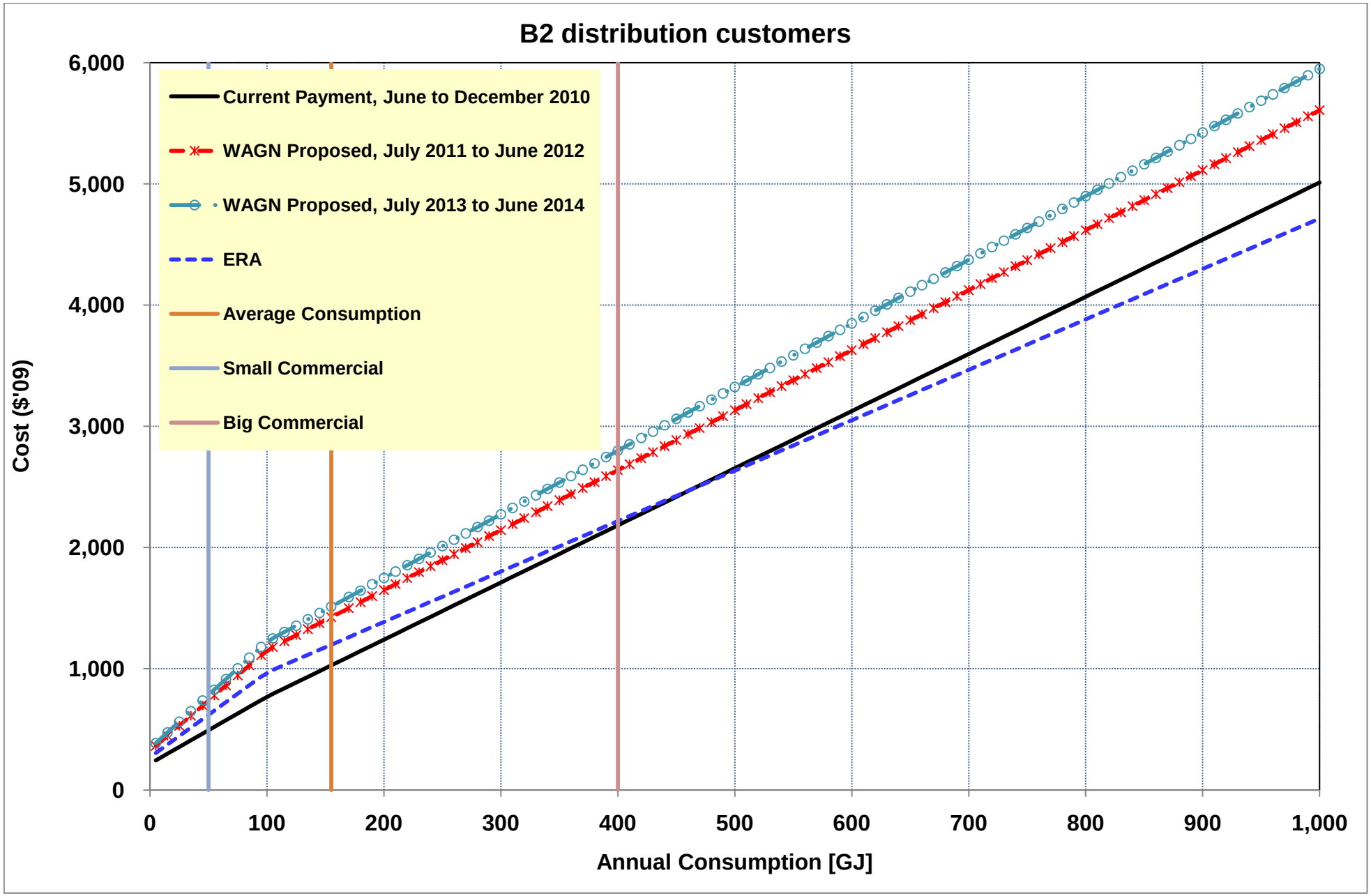
B2 distribution customers
Current Payment, June to December 2010
WAGN Proposed, July 2011 to June 2012
WAGN Proposed, July 2013 to June 2014
ERA
Average Consumption
Small Commercial
Big Commercial
Cost ($'09)
6,000
5,000
4,000
3,000
2,000
1,000
0
0
100
200
300
400
500
600
700
800
900
1,000
Annual Consumption [GJ]

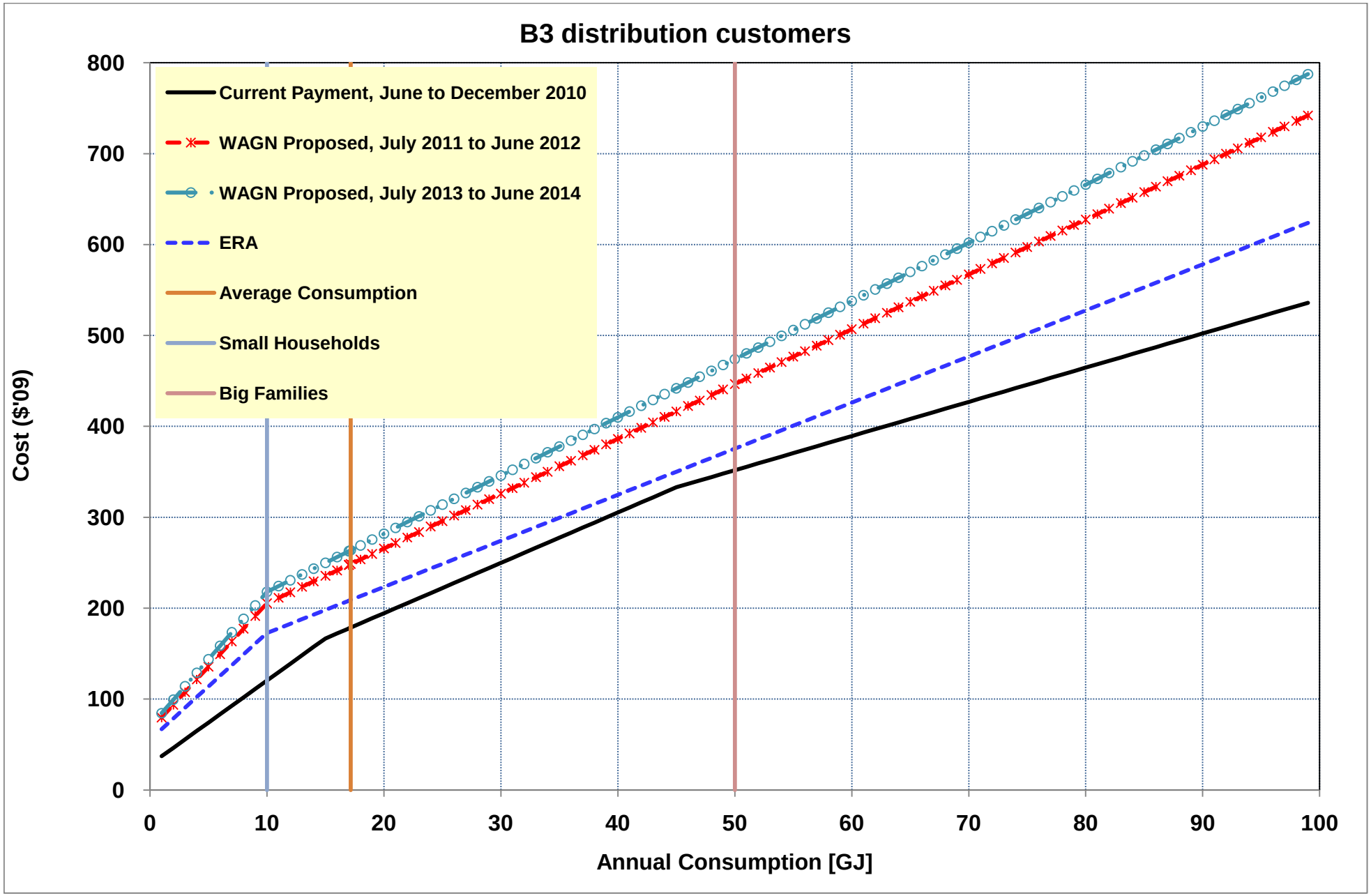
B3 distribution customers
Current Payment, June to December 2010
WAGN Proposed, July 2011 to June 2012
WAGN Proposed, July 2013 to June 2014
ERA
Average Consumption
Small Households
Big Families
Cost ($'09)
Annual Consumption [GJ]
0
100
200
300
400
500
600
700
800
0
10
20
30
40
50
60
70
80
90
100

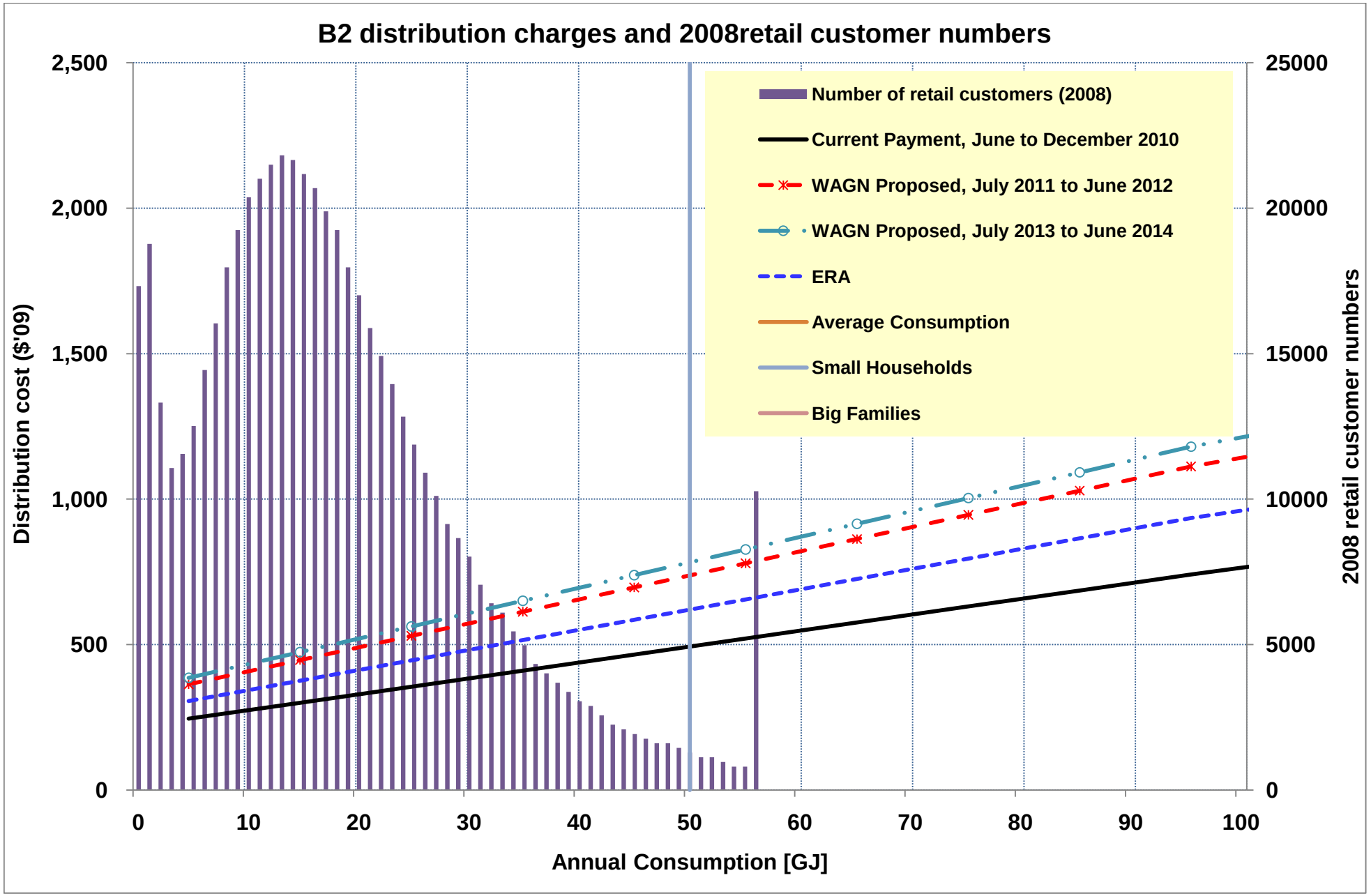
B2 distribution charges and 2008retail customer numbers
Distribution cost ($'09)
2,500
2,000
1,500
1,000
500
0
25000
20000
15000
10000
5000
0
2008 retail customer numbers
0
10
20
30
40
50
60
70
80
90
100
Annual Consumption [GJ]
Number of retail customers (2008)
Current Payment, June to December 2010
WAGN Proposed, July 2011 to June 2012
WAGN Proposed, July 2013 to June 2014
ERA
Average Consumption
Small Households
Big Families

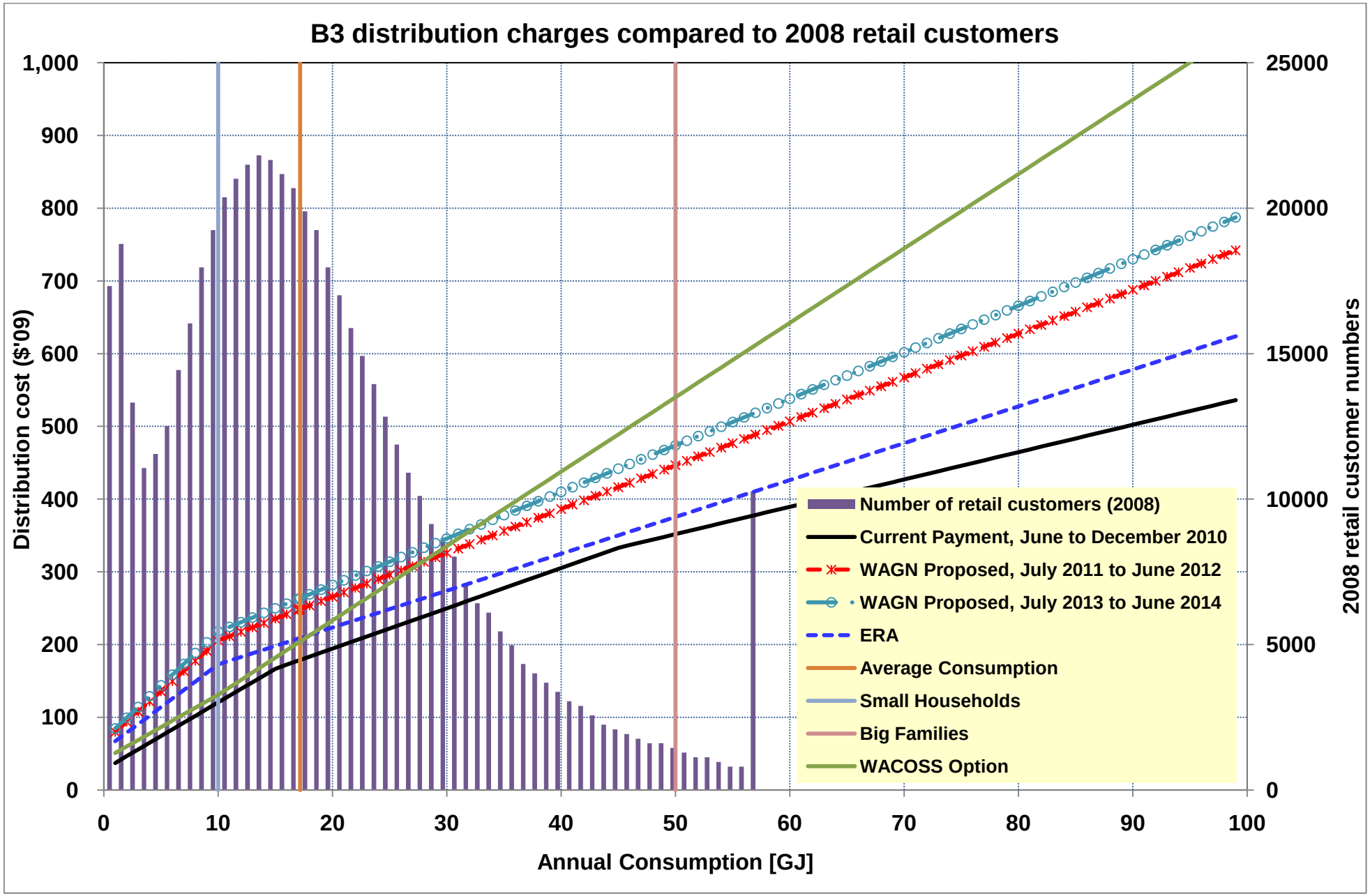
B3 distribution charges compared to 2008 retail customers
Distribution cost ($'09)
2008 retail customer numbers
Annual Consumption [GJ]
1,000
900
800
700
600
500
400
300
200
100
0
25000
20000
15000
10000
5000
0
0
10
20
30
40
50
60
70
80
90
100
Number of retail customers (2008)
Current Payment, June to December 2010
WAGN Proposed, July 2011 to June 2012
WAGN Proposed, July 2013 to June 2014
ERA
Average Consumption
Small Households
Big Families
WACOSS Option