

# Attachment 2

## AA4 Regulatory Revenue Model – PDF Summary

Amended proposed access arrangement

16 November 2018



Access Arrangement (AA) for the period  
1 July 2017 to 30 June 2022

## Key metrics

### WACC return

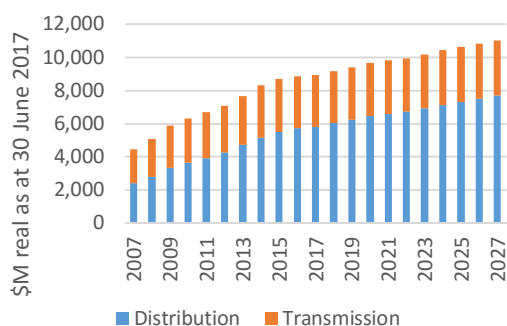
Nominal post tax 5.87%

Price path	2018	2019	2020	2021	2022
Distribution	0.0%	0.0%	-1.5%	-1.5%	-1.5%
Transmission	0.0%	0.0%	23.0%	23.0%	23.0%
Bundled	0.0%	0.0%	2.4%	3.1%	4.0%

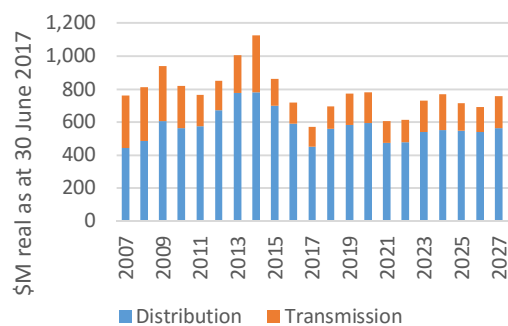
Revenue cap [\$M nominal]	2018	2019	2020	2021	2022
Distribution	1,214.43	1,222.52	1,191.26	1,153.87	1,120.40
Transmission	287.14	292.56	359.11	438.51	533.38
Total	1,501.57	1,515.08	1,550.37	1,592.38	1,653.79

Energy (GWh)	2018	2019	2020	2021	2022
Distribution	13,691	13,656	13,505	13,276	13,083
Transmission	17,698	17,663	17,628	17,502	17,309

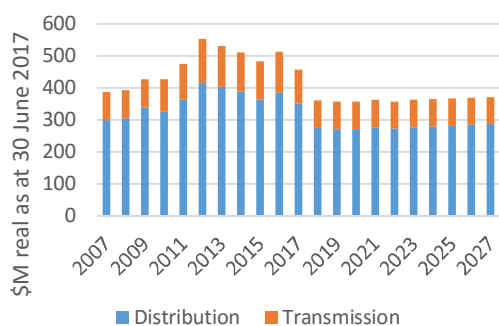
### RAB closing balance



### Gross capital expenditure



### Operating expenditure



### Revenue path

